

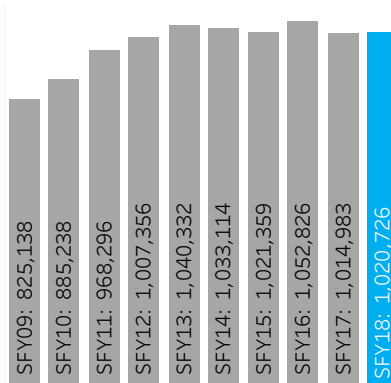
ANALYSIS OF Hemophilia in Oklahoma's SoonerCare Program



SoonerCare Members

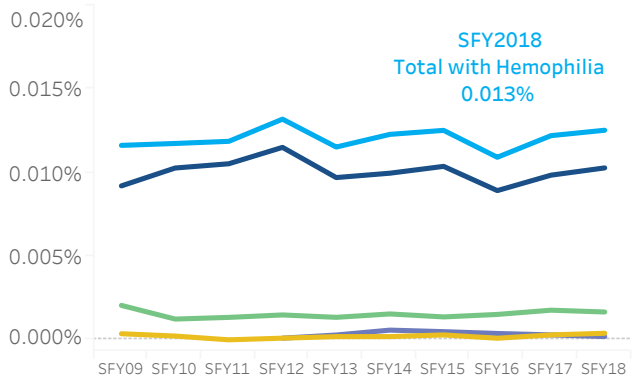
In SFY2018 there were 128 SoonerCare members with hemophilia. The prevalence of hemophilia in the overall SoonerCare population has remained under one percent.

Total SoonerCare Enrollment SFY2009 - SFY2018



Hemophilia Prevalence Rates SFY2009 - SFY2018

Hemophilia Type: Total | Type A | Type B | Type C | Acquired




In SFY2018 there were

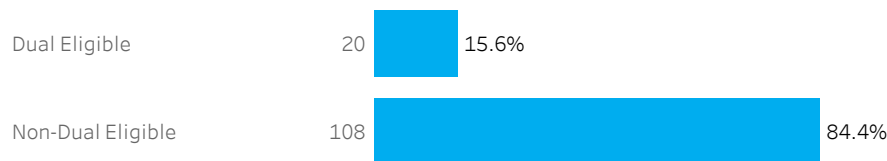
128

members with hemophilia, or **0.0125%** of all members

Total Prevalence Rate of Hemophilia Type Among SoonerCare members SFY2018



Members with Hemophilia by Eligibility Type SFY2018

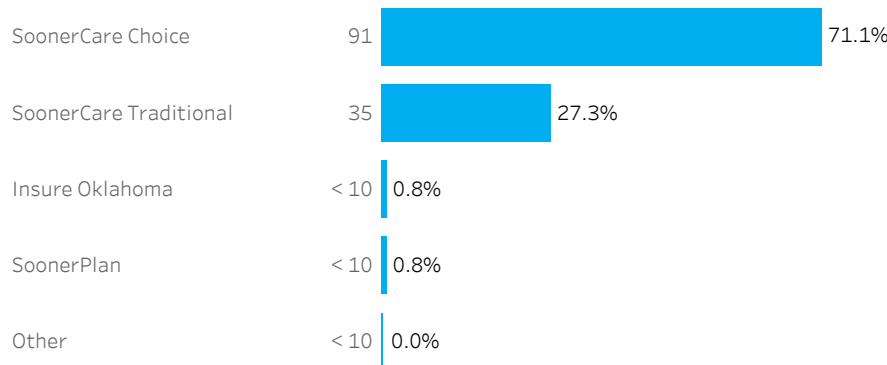


84.4%

were Non-Dual Eligible*
108 members

*Dual Eligible: members enrolled in both Medicaid and Medicare

Members with Hemophilia by Delivery System SFY2018



71.1%

were enrolled in SoonerCare Choice
91 members

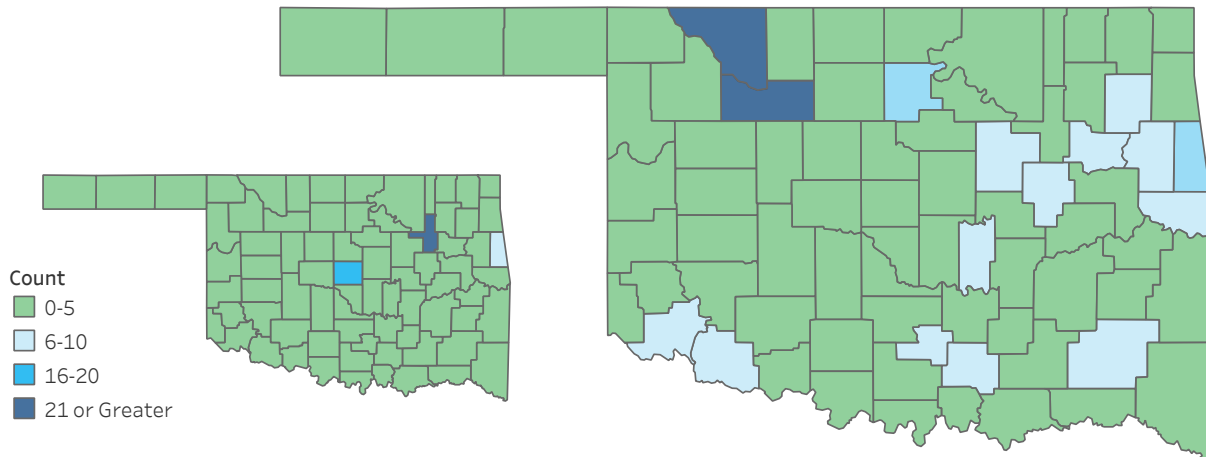
Hemophilia in Oklahoma's SoonerCare Program

Prevalence Rates

Prevalence




In SFY2018, hemophilia was not detected among SoonerCare members in 39 counties. Woods (0.20%), Major (0.19%), Noble (0.07%), and Adair (0.07%) counties had the highest prevalence rates.



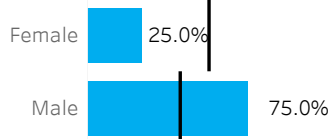
SoonerCare Members with Hemophilia

In SFY2018, hemophilia was more prevalent among children, males, members who self-identified two or more races, and Caucasians than would be expected based on the demographic composition of all SoonerCare members. See details below. The black line represents the percent of total SoonerCare members.

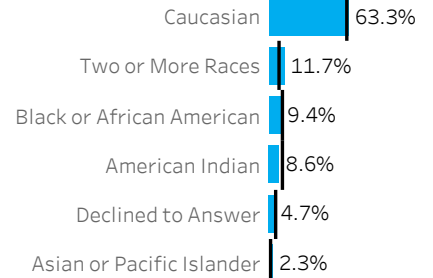
64.1%
were children
82 members



75.0%
were male
96 members



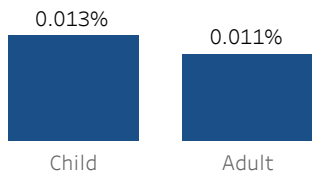
63.3%
were Caucasian
81 members



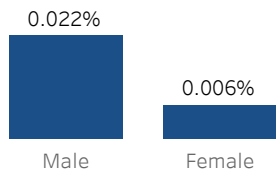
Demographics

Prevalence Rates Among SoonerCare Members

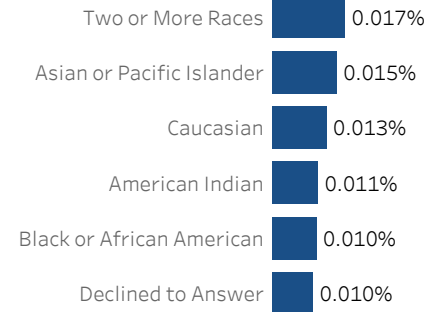
0.013%
of all child members had hemophilia



0.022%
of all male members had hemophilia



0.017%
of all members who identified with two or more races had hemophilia



ANALYSIS OF Hemophilia in Oklahoma's SoonerCare Program

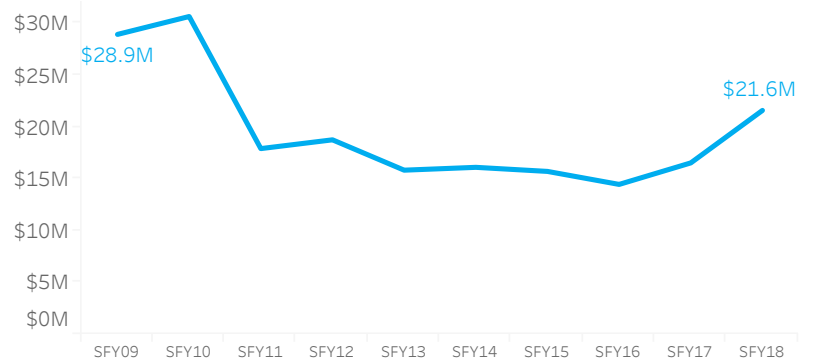


Reimbursement Cost

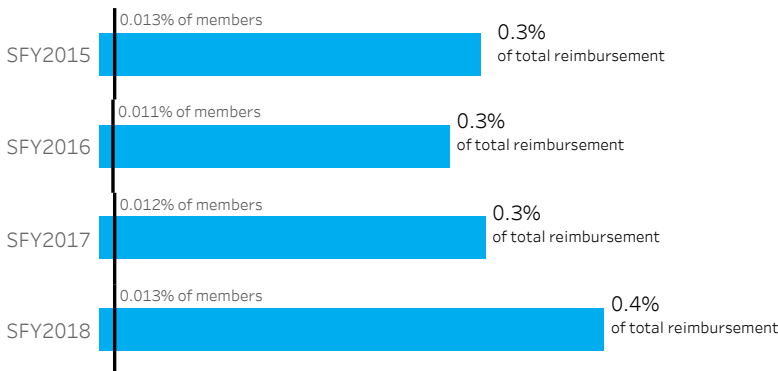
Reimbursement for members with hemophilia has increased by 30.7% from SFY2017 to SFT2018. Total reimbursement has increased from \$16,500,6363 to \$21,558,198 and average reimbursement has increased \$133,070 to \$168,423. The average reimbursement for members with hemophilia has been increasing since SFY2015 (\$122,504).

The average reimbursement for male members with hemophilia (\$217,660) was 950.7% higher than the average reimbursement for female members with hemophilia (\$20,715).

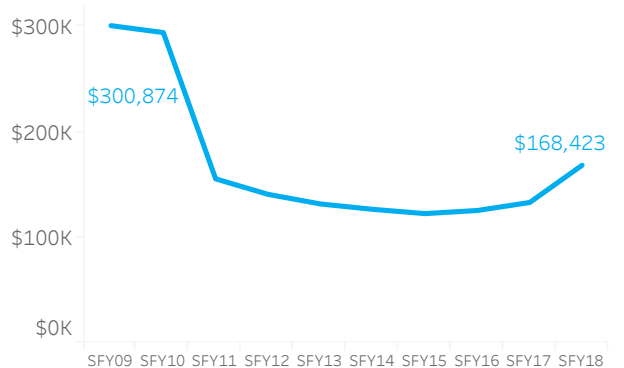
Annual Reimbursement for Members with Hemophilia SFY2009 - SFY2018



SoonerCare Members with Hemophilia: Percent of Total Reimbursement Compared to Percent of Total SoonerCare Enrollment



Average Reimbursement per Member with Hemophilia SFY2009 - SFY2018



\$21,558,198

Total reimbursement for members with hemophilia

\$168,423

Average reimbursement for members with hemophilia

	Total Reimbursement	% of Total Reimbursement	Reimbursement per Member
Dual Eligible	\$450,923	2.1%	\$22,546
Non-Dual Eligible	\$21,107,275	97.9%	\$195,438
Adult	\$10,339,573	48.0%	\$224,773
Child	\$11,218,625	52.0%	\$136,812
Female	\$662,872	3.1%	\$20,715
Male	\$20,895,326	96.9%	\$217,660