

# ANALYSIS OF CLRD in Oklahoma's SoonerCare Program

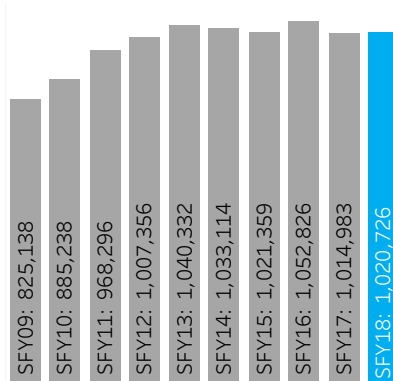


## SoonerCare Members

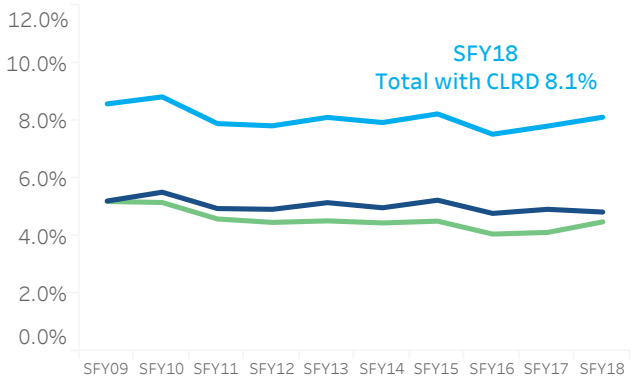
In SFY2018 there were 82,907 SoonerCare members diagnosed with chronic lower respiratory disease (CLRD). The prevalence of CLRD in the SoonerCare population has remained stable since SFY2009.

The most common type of CLRD was asthma in SFY2018, which had a prevalence rate of 4.8%.

Total SoonerCare Enrollment SFY2009 - SFY2018



CLRD Prevalence Rates SFY2009 - SFY2018  
CLRD Type: Total | Asthma | COPD

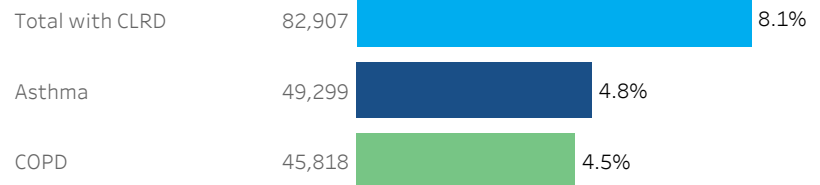


In SFY2018 there were

**82,907**

members with CLRD, or **8.12%** of all members

Total Prevalence Rate of CLRD Type in SoonerCare Enrollment SFY2018



## Members with CLRD by Eligibility Type SFY2018

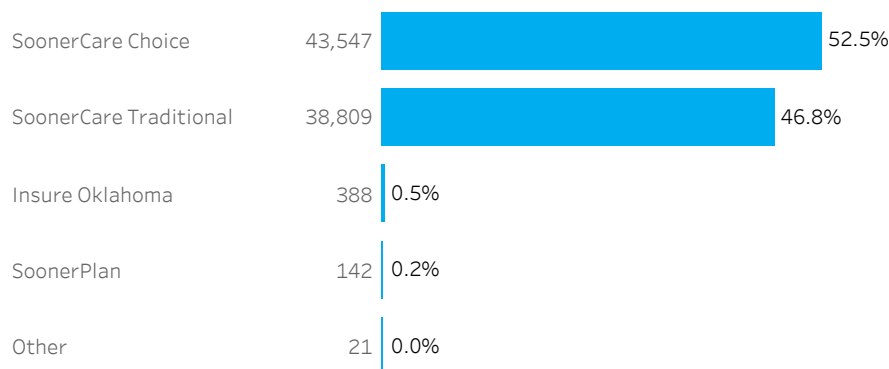


**63.1%**

were Non-Dual Eligible\*  
52,337 members

\*Dual Eligible: members enrolled in both Medicaid and Medicare

## Members with CLRD by Delivery System SFY2018



**52.5%**

were enrolled in SoonerCare Choice  
43,547 members

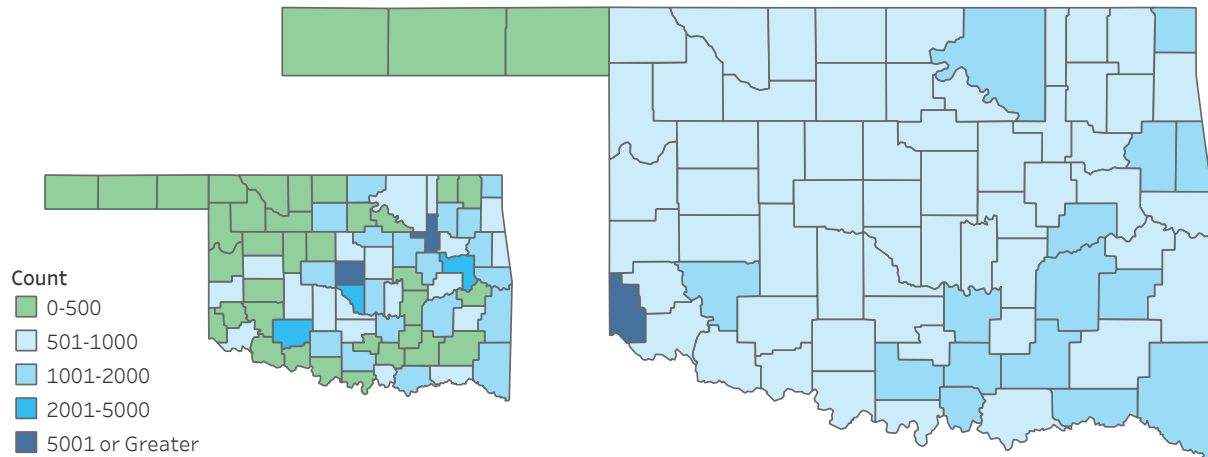
# ANALYSIS OF CLRD in Oklahoma's SoonerCare Program

## Prevalence Rates

### Prevalence



In SFY2018, Harmon (21.4%), Latimer (13.2%), McCurtain (11.1%), Pontotoc (11.0%), Ottawa (11.0%), and Cherokee counties (10.8%) had the highest prevalence rate of CLRD in SFY2018.




## SoonerCare Members with CLRD

In SFY2018, CLRD was more prevalent among adults, females, Black or African Americans and Caucasians than would be expected based on the demographic composition of all SoonerCare members. See details below. The black line represents the percent of total SoonerCare members.

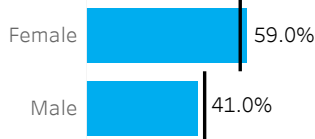
**62.4%**

were adults  
51,753 members



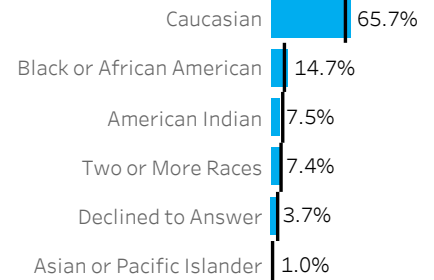
**59.0%**

were female  
48,909 members



**65.7%**

were Caucasian  
54,481 members

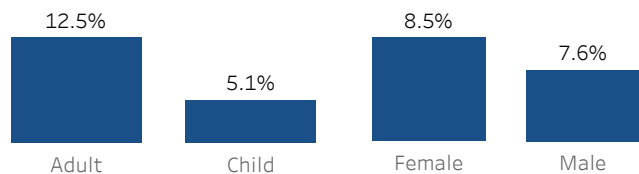


Demographics

## Prevalence Rates Among SoonerCare Members

**12.5%**

of all adult members had CLRD

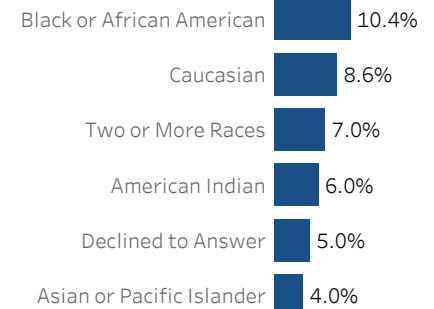


**8.5%**

of all female members had CLRD

**10.4%**

of all Black or African American members had CLRD



# ANALYSIS OF CLRD in Oklahoma's SoonerCare Program

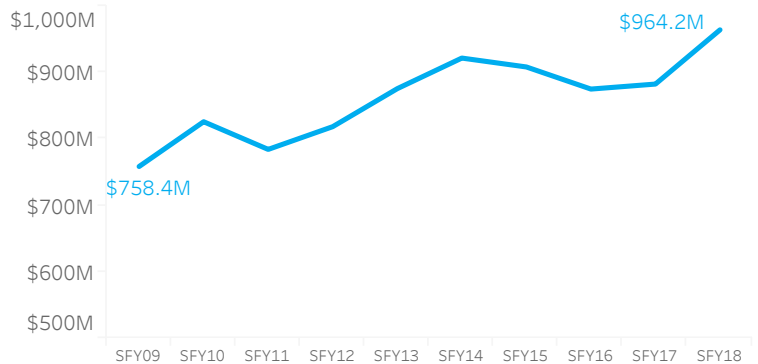


## Reimbursement Cost


The total reimbursement for services rendered for members with CLRD was \$964,208,709 in SFY2018. Despite only 8.1% of SoonerCare members having been diagnosed with CLRD in SFY2018 the total reimbursement for members with CLRD made up 18.2% of all reimbursements paid in SFY2018. The percent of total reimbursements for members with CLRD remains disproportionate to its prevalence in the total SoonerCare population, this is further illustrated in the graph below.

The average reimbursement for members with asthma was 61% higher (\$15,054) than the average reimbursement for members with COPD (\$9,352) in SFY2018.

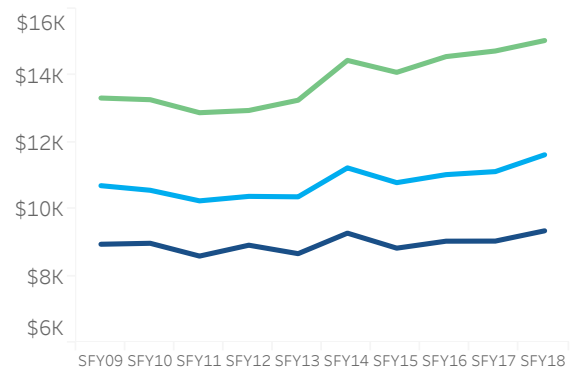
Annual Reimbursement for Members with CLRD SFY2009 - SFY2018



SoonerCare Members with CLRD: **Percent of Total Reimbursement** Compared to **Percent of Total SoonerCare Enrollment**



Average Reimbursement per Member with CLRD CLRD Type: **Total** | **Asthma** | **COPD**



**\$964,208,709**

Total reimbursement for members with CLRD

**\$11,630**

Average reimbursement for members with CLRD

	Total Reimbursement	% of Total Reimbursement	Reimbursement per Member
Dual Eligible	\$334,571,323	34.7%	\$10,944
Non-Dual Eligible	\$629,637,386	65.3%	\$12,030
Adult	\$757,794,606	78.6%	\$14,643
Child	\$206,414,102	21.4%	\$6,626
Female	\$584,019,757	60.6%	\$11,941
Male	\$380,188,952	39.4%	\$11,183