

ANALYSIS OF

Chronic Kidney Disease in Oklahoma's SoonerCare Program



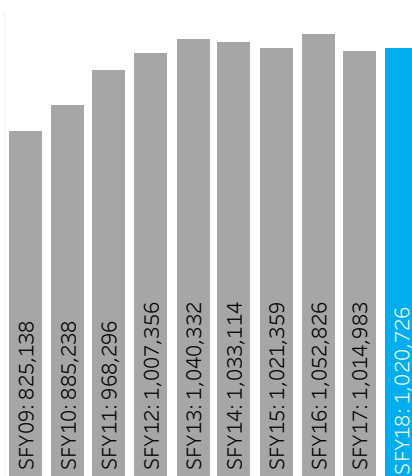
SoonerCare Members

The overall number of SoonerCare members increased by 0.6% from 1,014,983 members in SFY2017 to 1,020,726 members in SFY2018. The number of members diagnosed with chronic kidney disease (CKD) increased by 3.9% from 36,520 members in SFY2017 to 37,928 members in SFY2018.

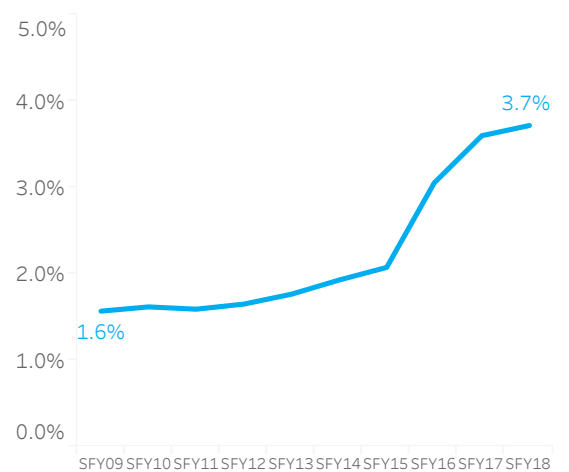
In SFY2018 there were

37,928 members with chronic kidney disease, or **3.7%** of all members

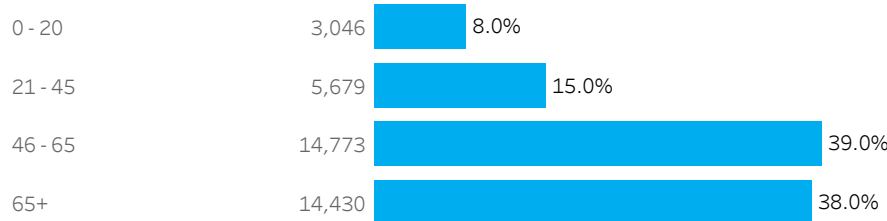
Total SoonerCare Enrollment
SFY2009 - SFY2018



Chronic Kidney Disease Prevalence Rates
SFY2009 - SFY2018



Members with Chronic Kidney Disease by Age Group SFY2018



39.0%
were 46 - 65
14,773 members

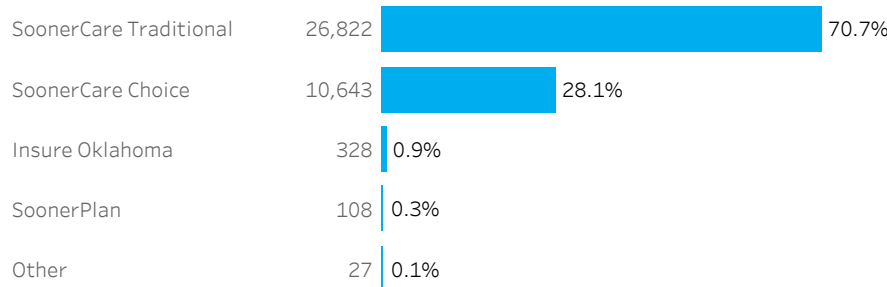
Members with Chronic Kidney Disease by Eligibility Type SFY2018



60.6%
were Dual Eligible*
22,983 members

*Dual Eligible: members enrolled in both Medicaid and Medicare

Members with Chronic Kidney Disease by Delivery System SFY2018



70.7%
were enrolled in
SoonerCare Traditional
26,822 members

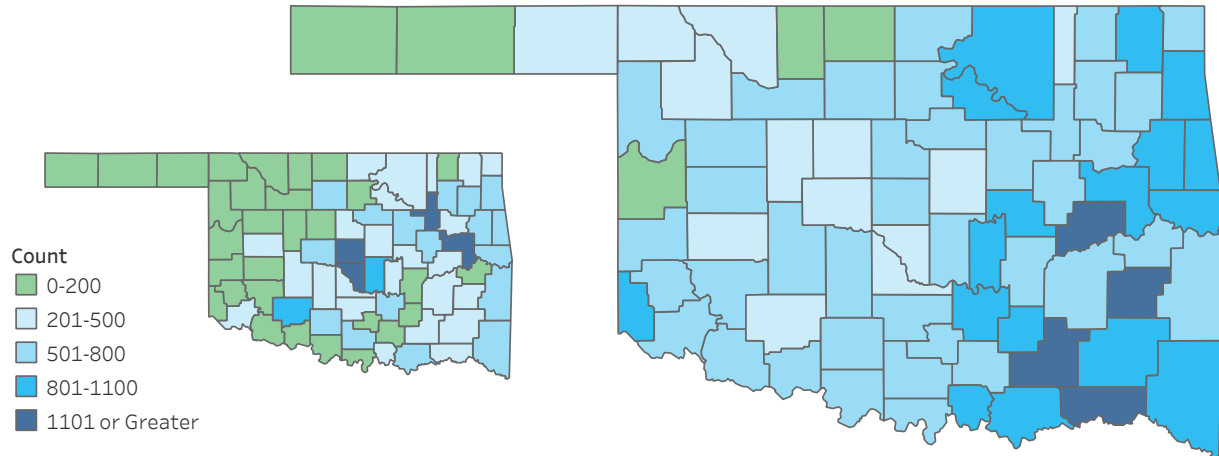
Chronic Kidney Disease in Oklahoma's SoonerCare Program

Prevalence Rates

Prevalence



The eastern region of the state had the majority of counties with a higher prevalence rate of CKD. Latimer (7.4%), Atoka (6.8%), Choctaw (6.4%), and McIntosh counties (6.1%) had the highest prevalence rate of CKD.

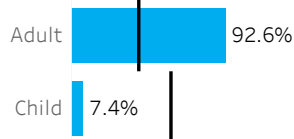


SoonerCare Members with Chronic Kidney Disease

In SFY2018, CKD was more prevalent among adults, females, and Caucasians than would be expected based on the demographic composition of all SoonerCare members. See details below. The black line represents the percent of total SoonerCare members.

92.6%

were adults
35,112 members



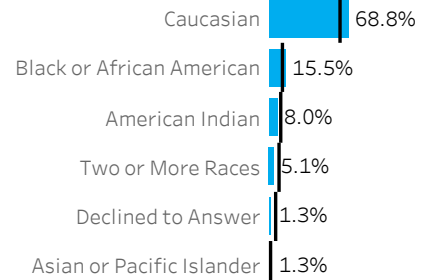
62.0%

were female
23,514 members



68.8%

were Caucasian
26,108 members

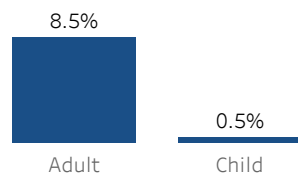


Demographics

Prevalence Rates Among SoonerCare Members

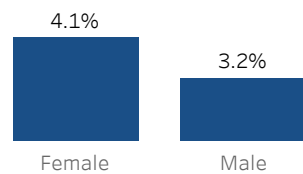
8.5%

of adult members had a diagnosis of CKD



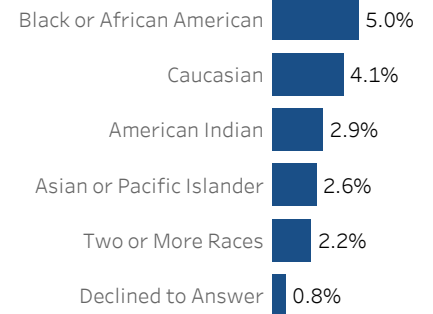
4.1%

of female members had a diagnosis of CKD



5.0%

of Black or African American members had a diagnosis of CKD



ANALYSIS OF

Chronic Kidney Disease in Oklahoma's SoonerCare Program

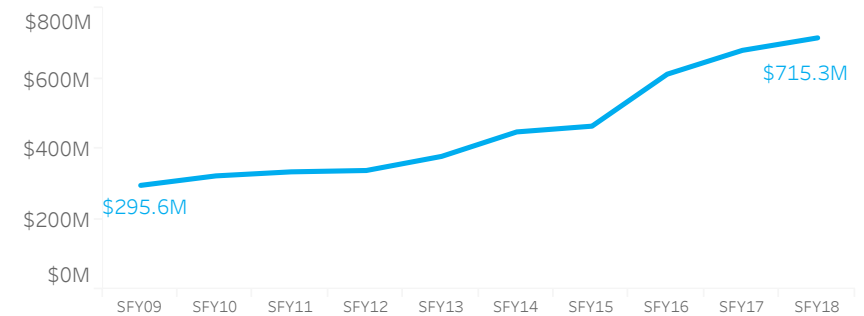


Reimbursement Cost

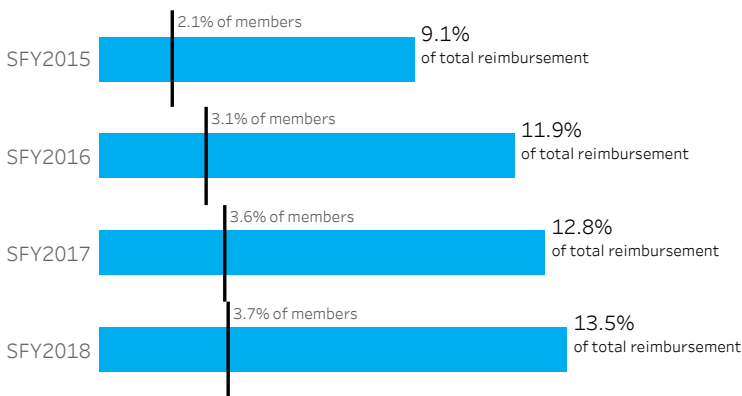
The total reimbursement for members with CKD increased by 5.2% from \$679,733,576 in SFY2017 to \$715,251,944 in SFY2018. The total reimbursement for members with CKD in SFY2018 made up 13.5% of all reimbursements paid in SFY2018; despite members with CKD comprised 3.7% of all SoonerCare members.

The graph below further illustrates how the percentage of reimbursement for members with CKD outweighs the prevalence of members with CKD.

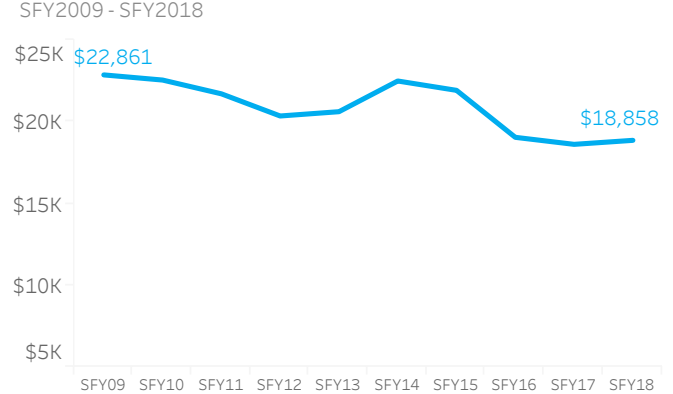
Annual Reimbursement for Members with Chronic Kidney Disease
SFY2009 - SFY2018



SoonerCare Members with Chronic Kidney Disease: **Percent of Total Reimbursement** Compared to **Percent of Total SoonerCare Enrollment**



Average Reimbursement per Member with Chronic Kidney Disease
SFY2009 - SFY2018



\$715,251,944

Total reimbursement for members with chronic kidney disease

\$18,858

Average reimbursement for members with chronic kidney disease

	Total Reimbursement	% of Total Reimbursement	Reimbursement per Member
Dual Eligible	\$299,573,745	41.9%	\$13,035
Non-Dual Eligible	\$415,678,199	58.1%	\$27,814
Adult	\$648,003,588	90.6%	\$18,455
Child	\$67,248,356	9.4%	\$23,881
Female	\$419,283,710	58.6%	\$17,831
Male	\$295,968,234	41.4%	\$20,533