

ANALYSIS OF

Cancer

in Oklahoma's SoonerCare Program

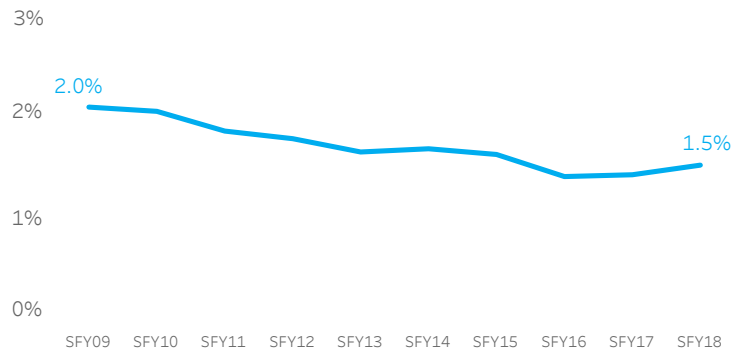


SoonerCare Members

The number of SoonerCare members diagnosed with cancer increased by 7.0% from 14,198 members in SFY2017 to 15,197 members in SFY2018. However, the prevalence rate of cancer among SoonerCare members has remained stable.

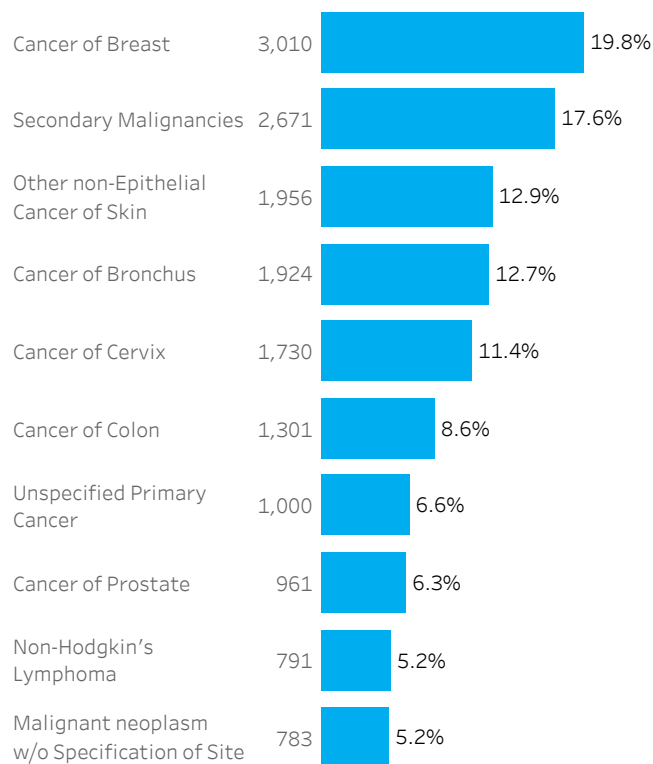
Among the 33 different types of cancer, defined by the International Classification of Diseases, 10th Revision, the most common type of cancer was breast cancer, followed by secondary malignancies, other non-epithelium cancer of skin, and cancer of bronchus. Approximately one in five members with cancer (19.8%) was diagnosed with breast cancer.

Cancer Prevalence Rates
SFY2009 - SFY2018



Top 10 Most Frequent Cancer Diagnoses

Showing top 10 cancer diagnoses by number of members; Members may be diagnosed with more than one cancer type.



78.8%

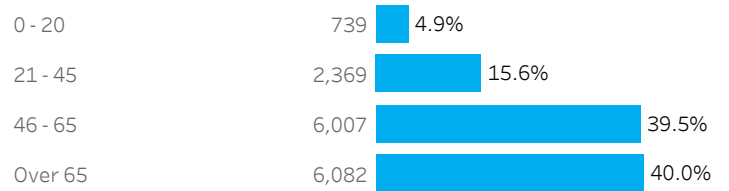
of all members with cancer had one or more of the top ten most frequent cancer types

In SFY2018 there were

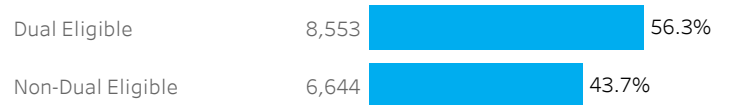
15,197

members with cancer, or **1.5%** of all SoonerCare members

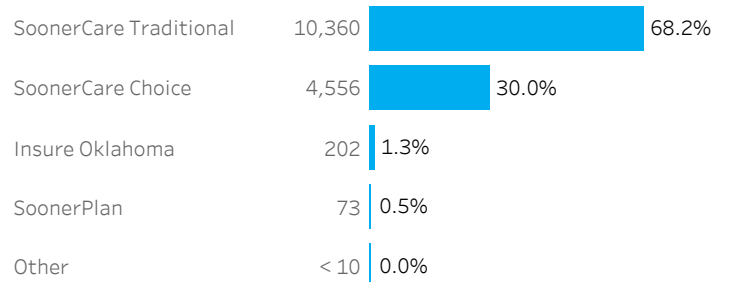
Members with Cancer by Age Group SFY2018



Members with Cancer by Eligibility Type SFY2018



Members with Cancer by Delivery System SFY2018



ANALYSIS OF

Cancer

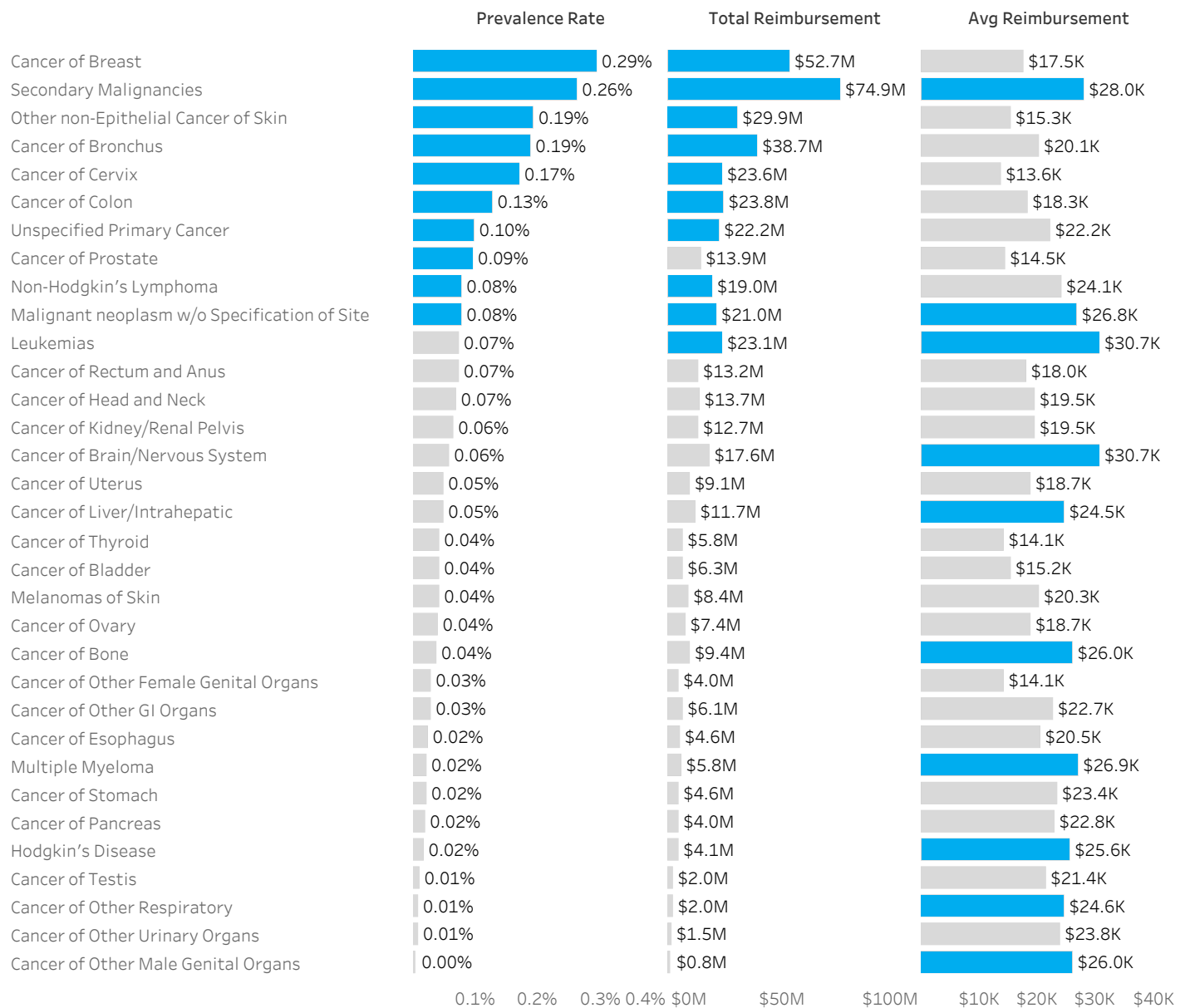
in Oklahoma's SoonerCare Program



Secondary malignancies and malignant neoplasm were among the most prevalent types of cancer and had the highest reimbursement rates in SFY2018.

The total reimbursement for members with a secondary malignancy comprised of 28.1% total reimbursements for members with cancer.

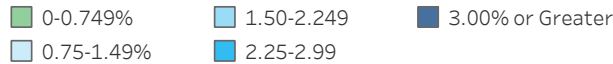
Cancer Prevalence Rate, Total Reimbursement, and Reimbursement per Member - Top 10 for Each Measure



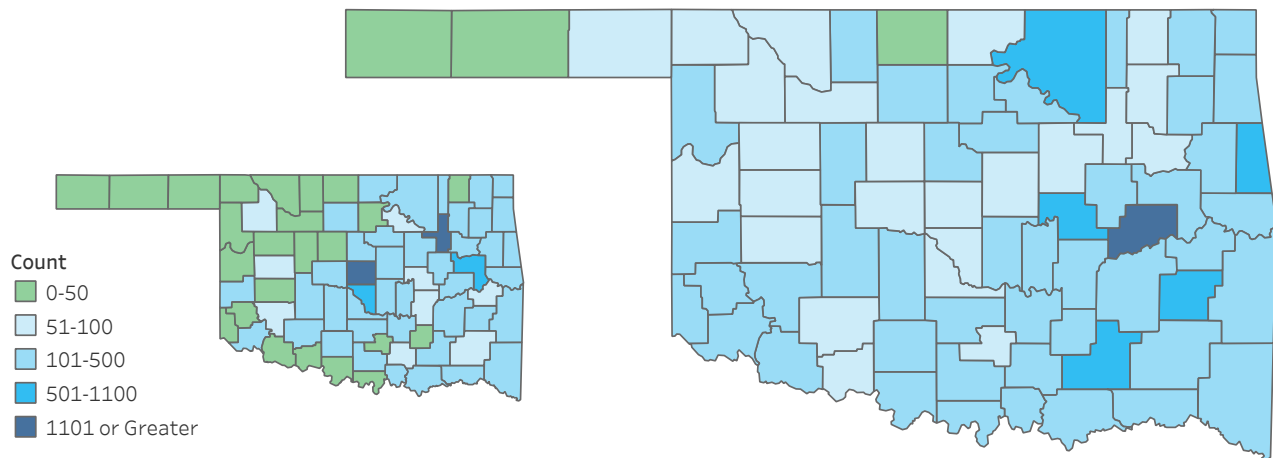
Data was compiled by the Office of Data Governance and Analytics. | Data is current as of February 2019 and is subject to change.

Prevalence Rates

Prevalence



McIntosh county (3.2%) had the highest prevalence of cancer. Counties in eastern Oklahoma had higher prevalence rates of cancer than western counties.

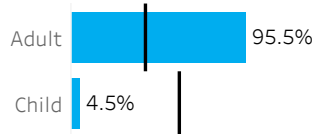


SoonerCare Members with Cancer

In SFY2018, cancer was more prevalent among adults, females, and Caucasians than would be expected based on the demographic composition of all SoonerCare members. See details below. The black line represents the percent of total SoonerCare members.

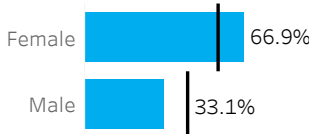
95.5%

were adults
14,512 members



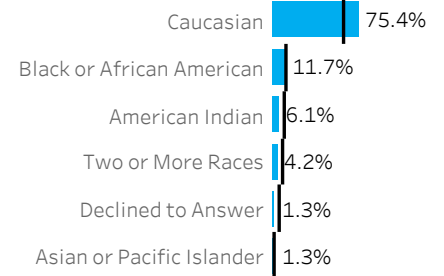
66.9%

were female
10,173 members



75.4%

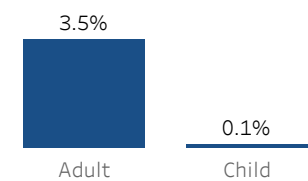
were Caucasian
11,456 members



Prevalence Rates Among SoonerCare Members

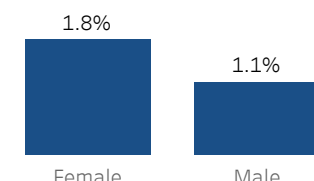
3.5%

of all adult members had cancer



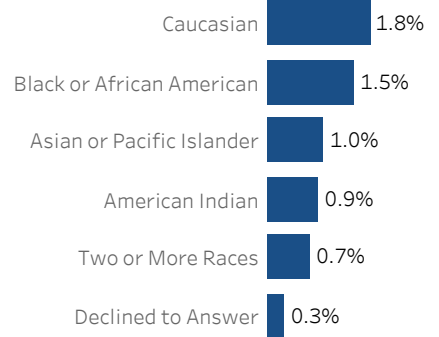
1.8%

of all female members had cancer



1.8%

of all Caucasian members had cancer



Demographics

ANALYSIS OF

Cancer

in Oklahoma's SoonerCare Program

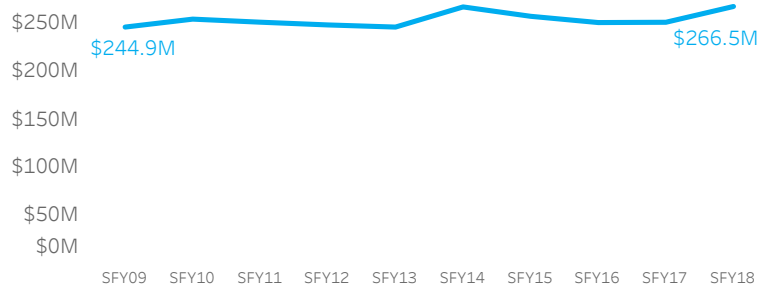


Reimbursement Cost

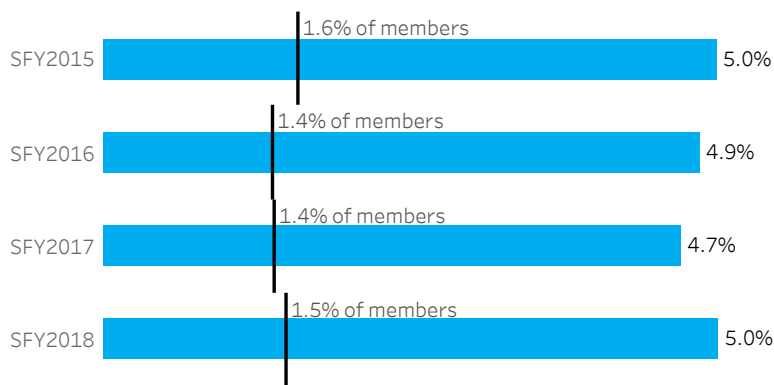
While only 1.5% of SoonerCare members had cancer in SFY2018, the total reimbursement associated with their services made up 5.0% of all SoonerCare reimbursements paid in SFY2018. The cost of providing care to members with cancer is disproportionately higher than the prevalence of cancer among SoonerCare members. The total reimbursement for members with cancer increased by 6.6% from \$249,976,933 in SFY2017 to \$266,529,384 in SFY2018.

The average reimbursement for child members with cancer (\$27,580) was 61.6% higher than the average reimbursement for adult members with cancer (\$17,064).

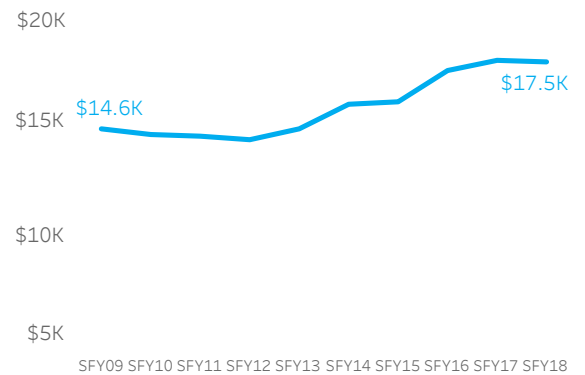
Annual Reimbursement for Members with Cancer SFY2009 - SFY2018



SoonerCare Members with Cancer: Percent of Total Reimbursement Compared to Percent of SoonerCare Enrollment



Average Reimbursement per Member with Cancer SFY2009 - SFY2018



\$266,529,384

Total reimbursement for members with cancer

\$17,538

Average reimbursement for members with cancer

	Total Reimbursement	% of Total Reimbursement	Reimbursement per Member
Dual Eligible	\$94,841,445	35.6%	\$11,089
Non-Dual Eligible	\$171,687,939	64.4%	\$25,841
Adult	\$247,636,975	92.9%	\$17,064
Child	\$18,892,409	7.1%	\$27,580
Female	\$166,097,589	62.3%	\$16,327
Male	\$100,431,795	37.7%	\$19,990