

Provider Fast Facts by County

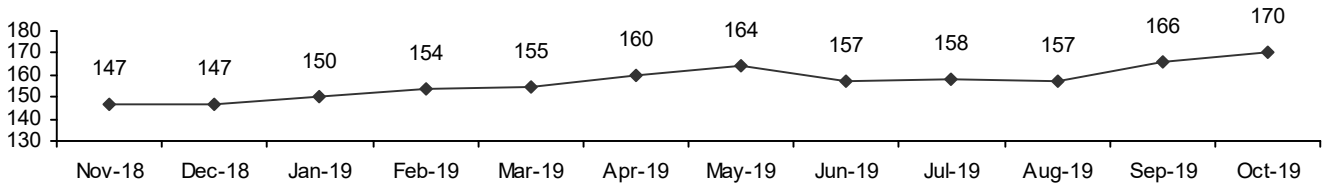
October 2019

Adair County



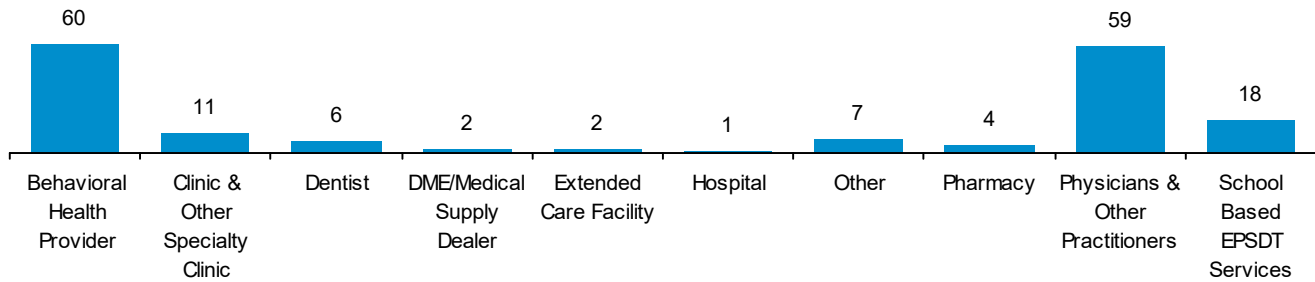
Provider Network is providers who are contracted to provide health care services by locations, programs, types, and specialties. Providers are being counted multiple times if they have multiple locations, programs, types, and/or specialties. The term “contracted” is defined as a provider that was enrolled with Oklahoma SoonerCare within the reporting period, it does not necessarily indicate participation.

Provider Network Count



September 2019 revised methodology

Provider Network by Type

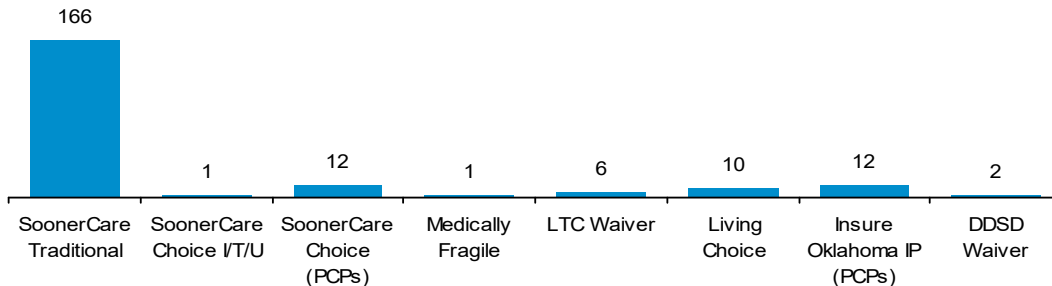


Primary Care Provider (PCP) Capacities

SoonerCare Program	Total Capacity	% of Capacity Used
SoonerCare Choice	9,950	28.09%
SoonerCare Choice I/T/U	2,500	28.16%
Insure Oklahoma IP	3,315	0.63%

Total Capacity represents the maximum number of members that PCPs request to have assigned within OHCA's limit. Panels on hold status are excluded from the capacity calculation.

Provider Network by Program



Acronyms

- DDSD - Developmental Disabilities Services Division
- DME - Durable Medical Equipment
- IP - Individual Plan
- I/T/U - Indian Health Service/Tribal/ Urban Indian
- LTC - Long-Term Care
- PCMH - Patient Centered Medical Home
- PCP - Primary Care Provider

Provider Fast Facts by County

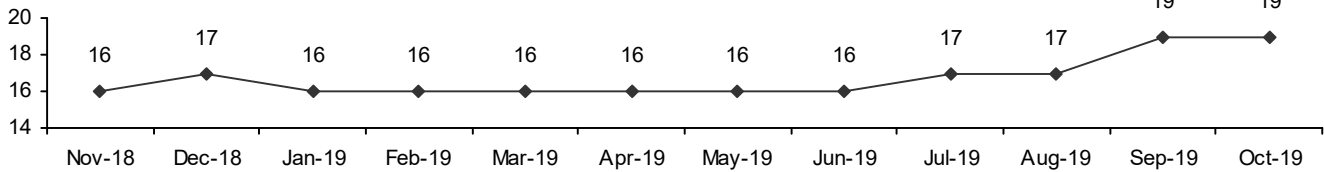
October 2019

Alfalfa County



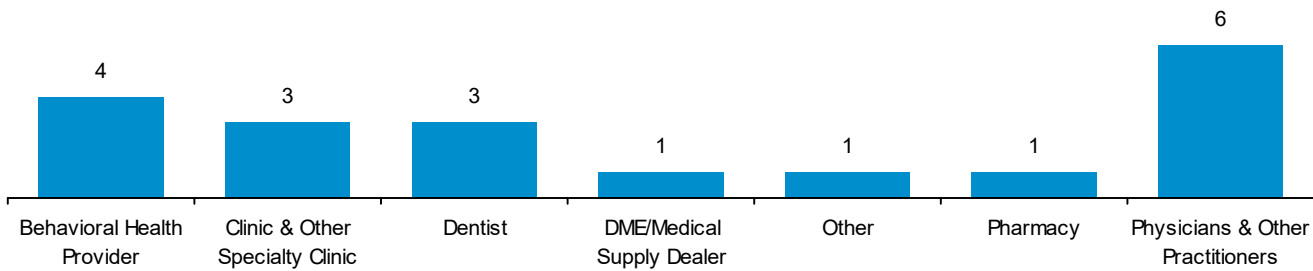
Provider Network is providers who are contracted to provide health care services by locations, programs, types, and specialties. Providers are being counted multiple times if they have multiple locations, programs, types, and/or specialties. The term “contracted” is defined as a provider that was enrolled with Oklahoma SoonerCare within the reporting period, it does not necessarily indicate participation.

Provider Network Count



September 2019 revised methodology

Provider Network by Type

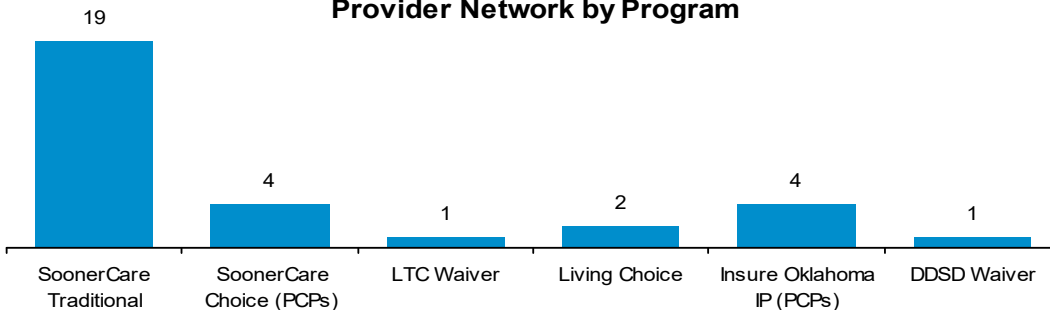


Primary Care Provider (PCP) Capacities

SoonerCare Program	Total Capacity	% of Capacity Used
SoonerCare Choice	2,500	25.20%
Insure Oklahoma IP	1,250	0.32%

Total Capacity represents the maximum number of members that PCPs request to have assigned within OHCA's limit. Panels on hold status are excluded from the capacity calculation.

Provider Network by Program



Acronyms

- DDSD - Developmental Disabilities Services Division
- DME - Durable Medical Equipment
- IP - Individual Plan
- I/T/U - Indian Health Service/Tribal/ Urban Indian
- LTC - Long-Term Care
- PCMH - Patient Centered Medical Home
- PCP - Primary Care Provider

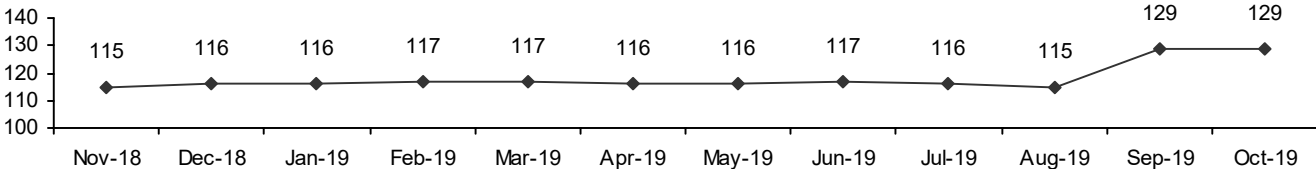
Provider Fast Facts by County

October 2019

Atoka County

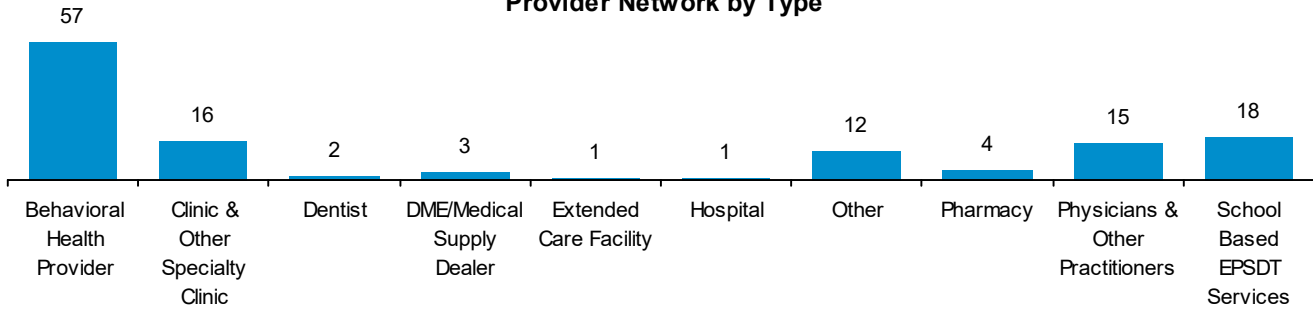
Provider Network is providers who are contracted to provide health care services by locations, programs, types, and specialties. Providers are being counted multiple times if they have multiple locations, programs, types, and/or specialties. The term “contracted” is defined as a provider that was enrolled with Oklahoma SoonerCare within the reporting period, it does not necessarily indicate participation.

Provider Network Count



September 2019 revised methodology

Provider Network by Type

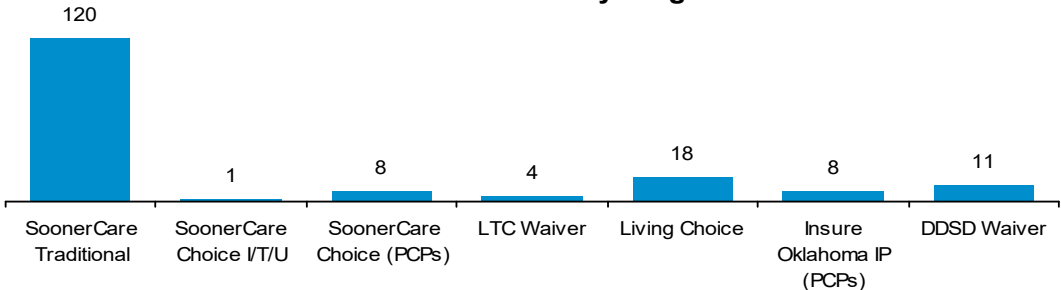


Primary Care Provider (PCP) Capacities

SoonerCare Program	Total Capacity	% of Capacity Used
SoonerCare Choice	12,500	9.68%
SoonerCare Choice I/T/U	1,000	14.90%
Insure Oklahoma IP	4,700	0.32%

Total Capacity represents the maximum number of members that PCPs request to have assigned within OHCA's limit. Panels on hold status are excluded from the capacity calculation.

Provider Network by Program



Acronyms

- DDSD - Developmental Disabilities Services Division
- DME - Durable Medical Equipment
- IP - Individual Plan
- I/T/U - Indian Health Service/Tribal/ Urban Indian
- LTC - Long-Term Care
- PCMH - Patient Centered Medical Home
- PCP - Primary Care Provider

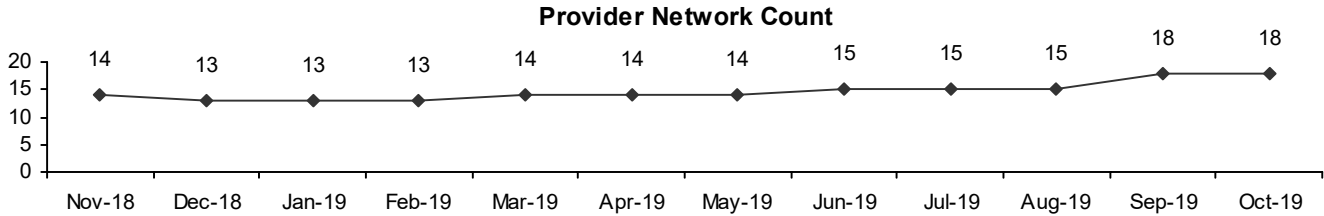
Provider Fast Facts by County

October 2019

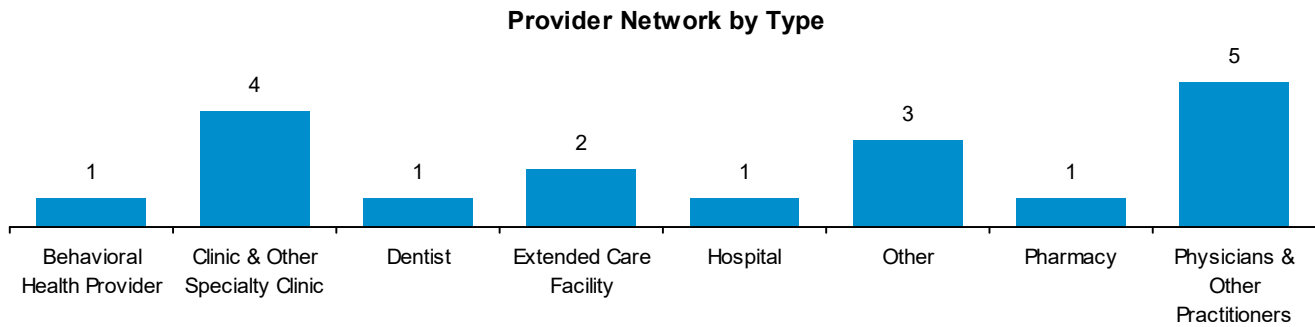


Beaver County

Provider Network is providers who are contracted to provide health care services by locations, programs, types, and specialties. Providers are being counted multiple times if they have multiple locations, programs, types, and/or specialties. The term “contracted” is defined as a provider that was enrolled with Oklahoma SoonerCare within the reporting period, it does not necessarily indicate participation.



September 2019 revised methodology

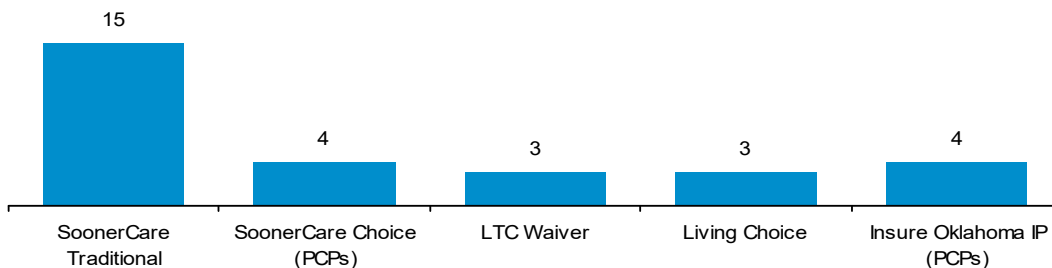


Primary Care Provider (PCP) Capacities

SoonerCare Program	Total Capacity	% of Capacity Used
SoonerCare Choice	1,450	33.38%
Insure Oklahoma IP	1,450	0.28%

Total Capacity represents the maximum number of members that PCPs request to have assigned within OHCA's limit. Panels on hold status are excluded from the capacity calculation.

Provider Network by Program



Acronyms

- DDSD - Developmental Disabilities Services Division
- DME - Durable Medical Equipment
- IP - Individual Plan
- I/T/U - Indian Health Service/Tribal/ Urban Indian
- LTC - Long-Term Care
- PCMH - Patient Centered Medical Home
- PCP - Primary Care Provider

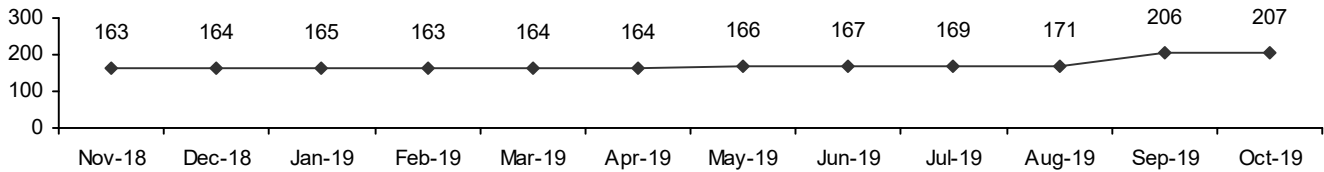
Provider Fast Facts by County

October 2019

Beckham County

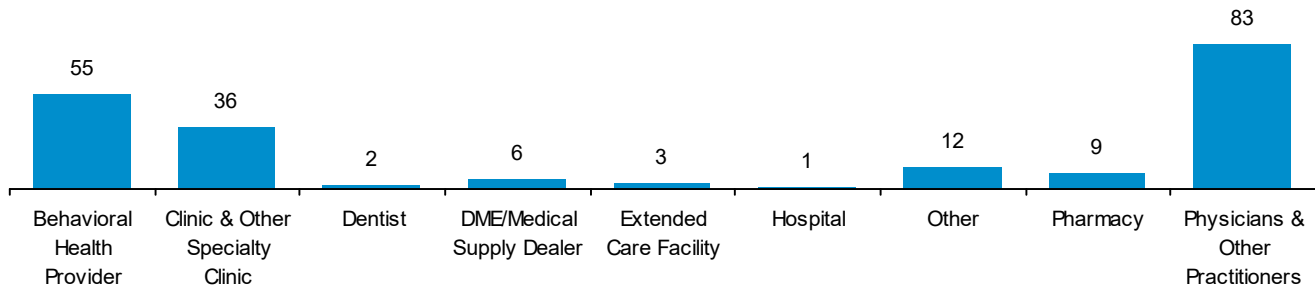
Provider Network is providers who are contracted to provide health care services by locations, programs, types, and specialties. Providers are being counted multiple times if they have multiple locations, programs, types, and/or specialties. The term "contracted" is defined as a provider that was enrolled with Oklahoma SoonerCare within the reporting period, it does not necessarily indicate participation.

Provider Network Count



September 2019 revised methodology

Provider Network by Type

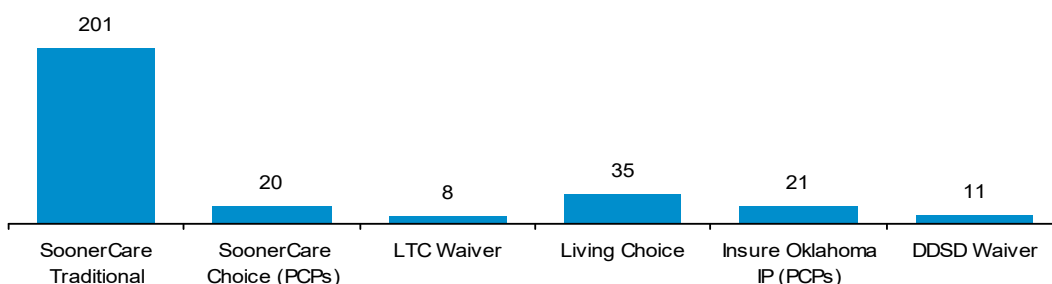


Primary Care Provider (PCP) Capacities

SoonerCare Program	Total Capacity	% of Capacity Used
SoonerCare Choice	8,525	45.81%
Insure Oklahoma IP	1,530	3.33%

Total Capacity represents the maximum number of members that PCPs request to have assigned within OHCA's limit. Panels on hold status are excluded from the capacity calculation.

Provider Network by Program



Acronyms

- DDSD - Developmental Disabilities Services Division
- DME - Durable Medical Equipment
- IP - Individual Plan
- I/T/U - Indian Health Service/Tribal/ Urban Indian
- LTC - Long-Term Care
- PCMH - Patient Centered Medical Home
- PCP - Primary Care Provider

Provider Fast Facts by County

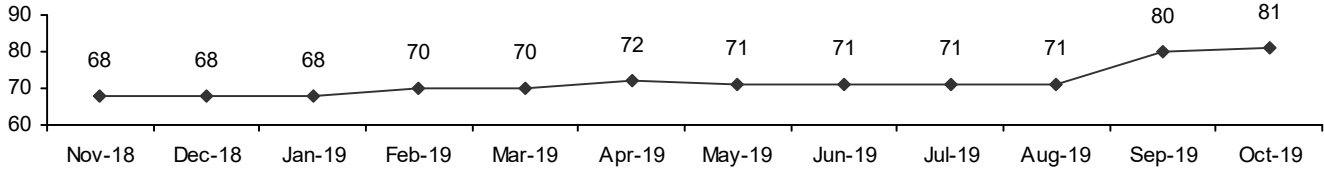
October 2019

Blaine County



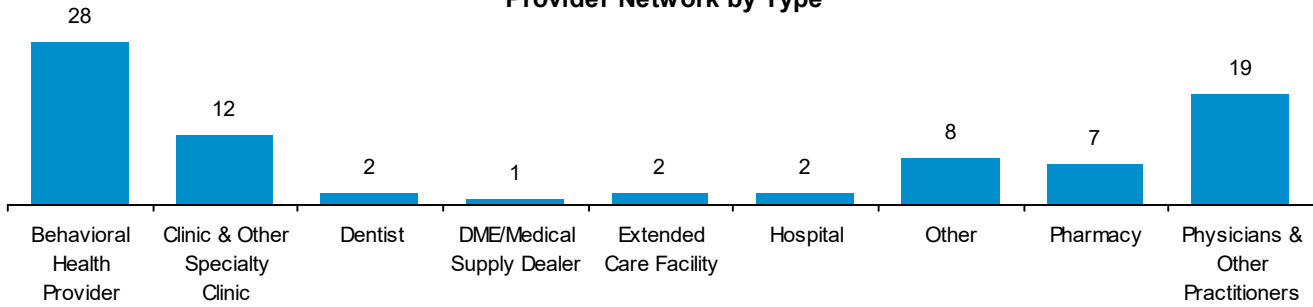
Provider Network is providers who are contracted to provide health care services by locations, programs, types, and specialties. Providers are being counted multiple times if they have multiple locations, programs, types, and/or specialties. The term “contracted” is defined as a provider that was enrolled with Oklahoma SoonerCare within the reporting period, it does not necessarily indicate participation.

Provider Network Count



September 2019 revised methodology

Provider Network by Type

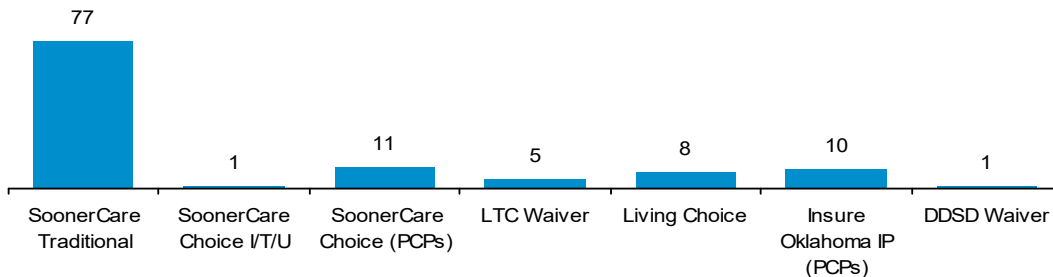


Primary Care Provider (PCP) Capacities

SoonerCare Program	Total Capacity	% of Capacity Used
SoonerCare Choice	7,200	16.58%
SoonerCare Choice I/T/U	2,500	2.24%
Insure Oklahoma IP	2,450	0.45%

Total Capacity represents the maximum number of members that PCPs request to have assigned within OHCA's limit. Panels on hold status are excluded from the capacity calculation.

Provider Network by Program



Acronyms

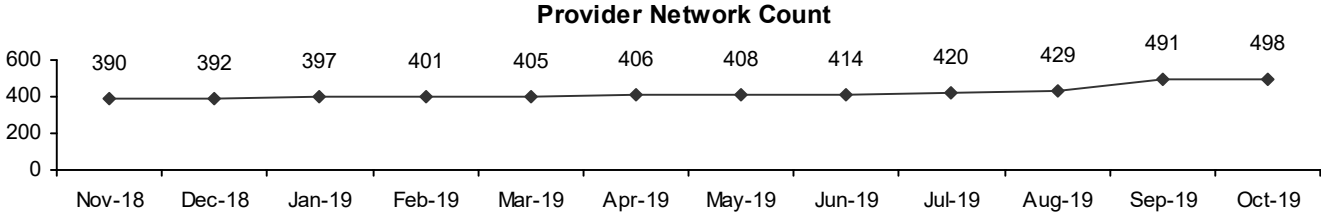
- DDSD - Developmental Disabilities Services Division
- DME - Durable Medical Equipment
- IP - Individual Plan
- I/T/U - Indian Health Service/Tribal/ Urban Indian
- LTC - Long-Term Care
- PCMH - Patient Centered Medical Home
- PCP - Primary Care Provider

Provider Fast Facts by County

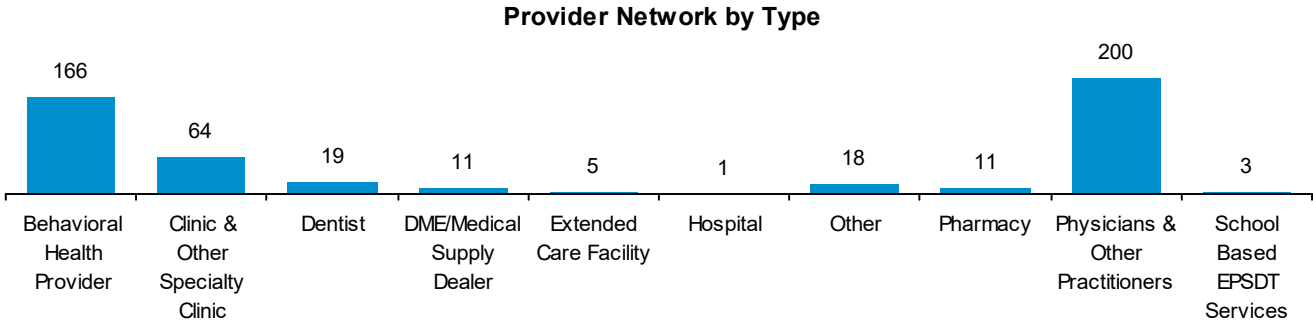
October 2019

Bryan County

Provider Network is providers who are contracted to provide health care services by locations, programs, types, and specialties. Providers are being counted multiple times if they have multiple locations, programs, types, and/or specialties. The term "contracted" is defined as a provider that was enrolled with Oklahoma SoonerCare within the reporting period, it does not necessarily indicate participation.



September 2019 revised methodology

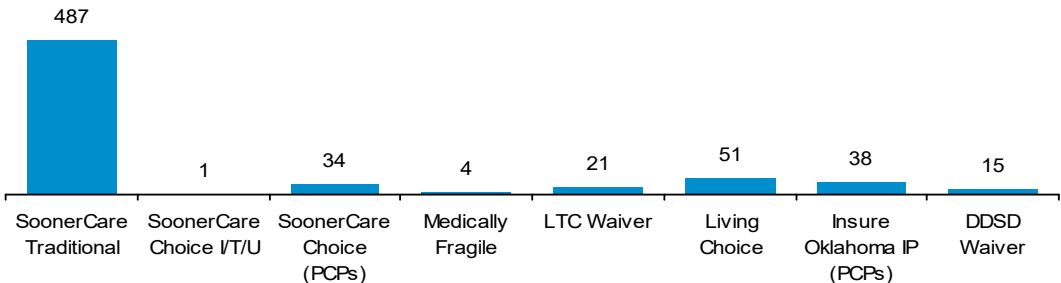


Primary Care Provider (PCP) Capacities

SoonerCare Program	Total Capacity	% of Capacity Used
SoonerCare Choice	26,750	27.86%
SoonerCare Choice I/T/U	2,500	39.76%
Insure Oklahoma IP	11,200	0.89%

Total Capacity represents the maximum number of members that PCPs request to have assigned within OHCA's limit. Panels on hold status are excluded from the capacity calculation.

Provider Network by Program



Acronyms

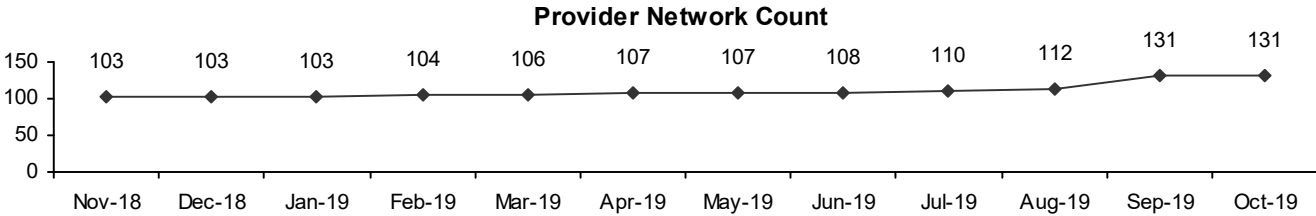
- DDSD - Developmental Disabilities Services Division
- DME - Durable Medical Equipment
- IP - Individual Plan
- I/T/U - Indian Health Service/Tribal/ Urban Indian
- LTC - Long-Term Care
- PCMH - Patient Centered Medical Home
- PCP - Primary Care Provider

Provider Fast Facts by County

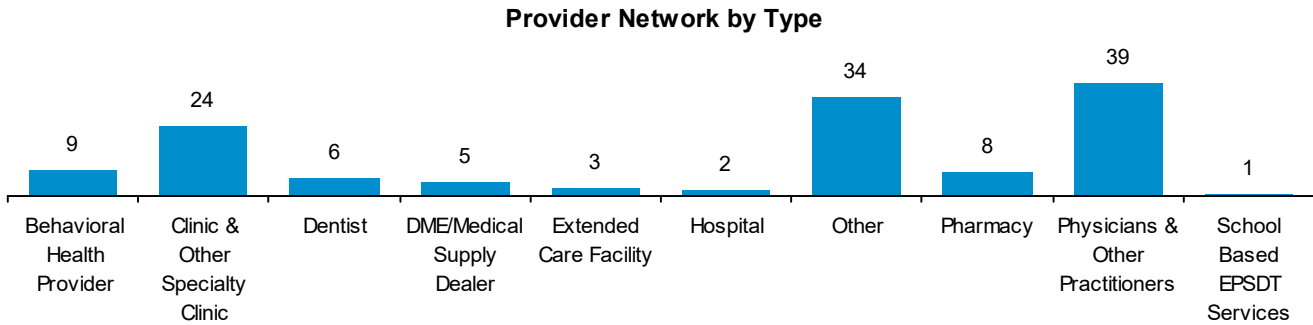
October 2019

Caddo County

Provider Network is providers who are contracted to provide health care services by locations, programs, types, and specialties. Providers are being counted multiple times if they have multiple locations, programs, types, and/or specialties. The term “contracted” is defined as a provider that was enrolled with Oklahoma SoonerCare within the reporting period, it does not necessarily indicate participation.



September 2019 revised methodology

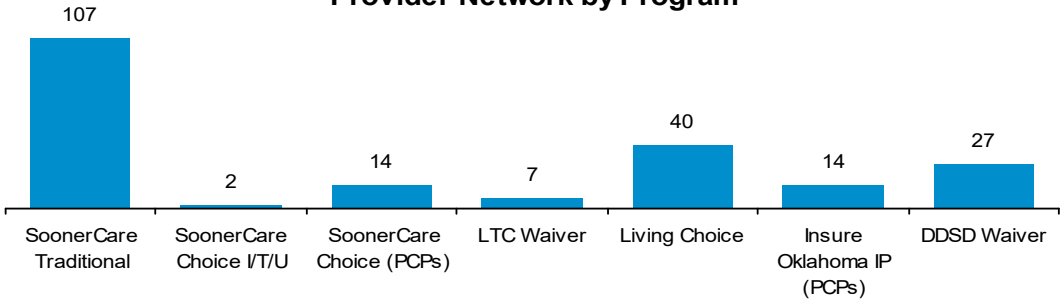


Primary Care Provider (PCP) Capacities

SoonerCare Program	Total Capacity	% of Capacity Used
SoonerCare Choice	11,300	16.86%
SoonerCare Choice I/T/U	3,000	28.87%
Insure Oklahoma IP	5,175	0.35%

Total Capacity represents the maximum number of members that PCPs request to have assigned within OHCA's limit. Panels on hold status are excluded from the capacity calculation.

Provider Network by Program



Acronyms

- DDSD - Developmental Disabilities Services Division
- DME - Durable Medical Equipment
- IP - Individual Plan
- I/T/U - Indian Health Service/Tribal/ Urban Indian
- LTC - Long-Term Care
- PCMH - Patient Centered Medical Home
- PCP - Primary Care Provider

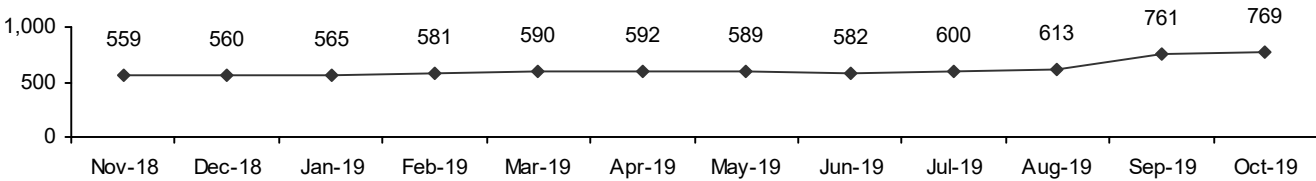
Provider Fast Facts by County

October 2019

Canadian County

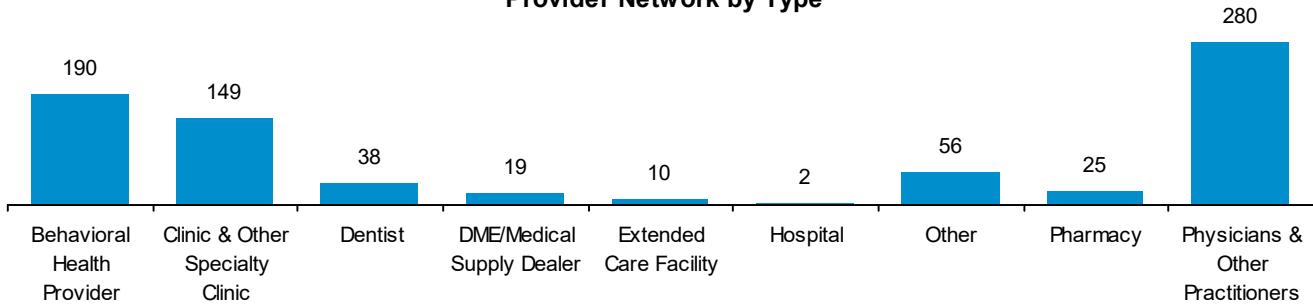
Provider Network is providers who are contracted to provide health care services by locations, programs, types, and specialties. Providers are being counted multiple times if they have multiple locations, programs, types, and/or specialties. The term “contracted” is defined as a provider that was enrolled with Oklahoma SoonerCare within the reporting period, it does not necessarily indicate participation.

Provider Network Count



September 2019 revised methodology

Provider Network by Type

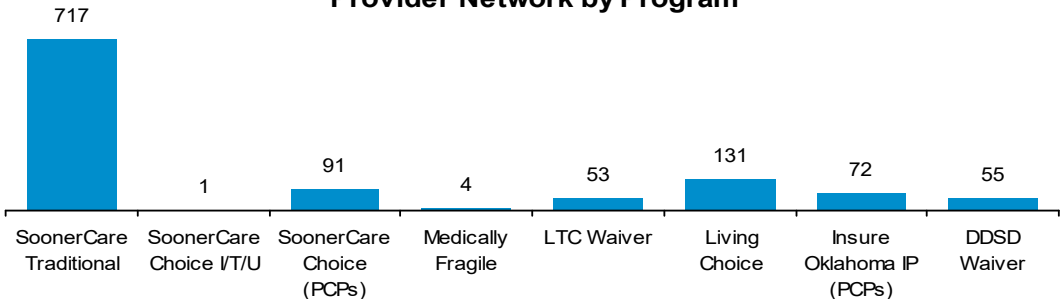


Primary Care Provider (PCP) Capacities

SoonerCare Program	Total Capacity	% of Capacity Used
SoonerCare Choice	28,500	44.26%
SoonerCare Choice I/T/U	2,500	7.96%
Insure Oklahoma IP	9,300	1.49%

Total Capacity represents the maximum number of members that PCPs request to have assigned within OHCA's limit. Panels on hold status are excluded from the capacity calculation.

Provider Network by Program



Acronyms

- DDSD - Developmental Disabilities Services Division
- DME - Durable Medical Equipment
- IP - Individual Plan
- I/T/U - Indian Health Service/Tribal/ Urban Indian
- LTC - Long-Term Care
- PCMH - Patient Centered Medical Home
- PCP - Primary Care Provider

Provider Fast Facts by County

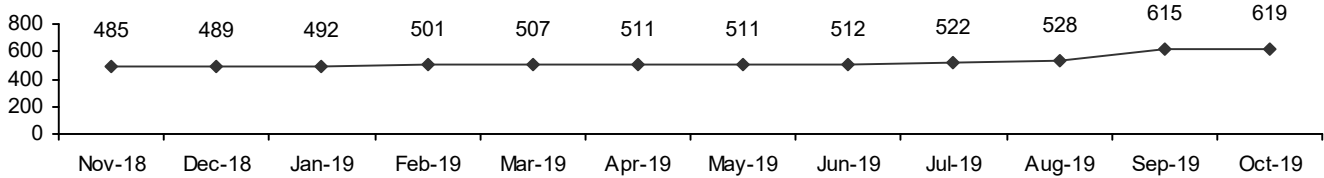
October 2019

Carter County



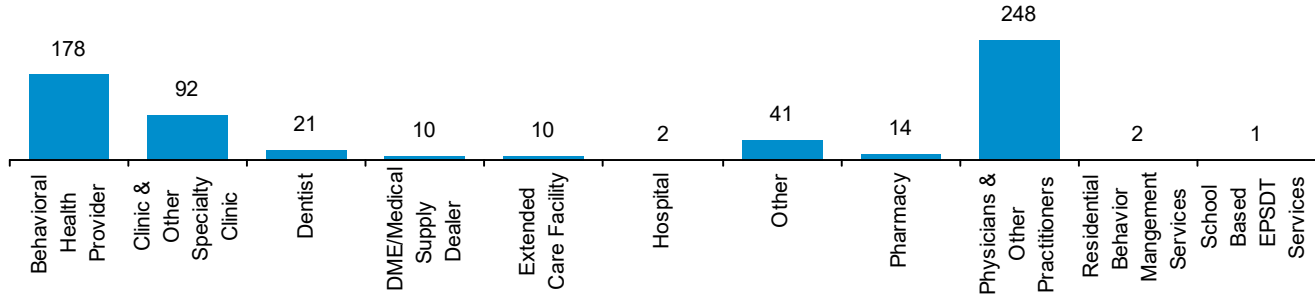
Provider Network is providers who are contracted to provide health care services by locations, programs, types, and specialties. Providers are being counted multiple times if they have multiple locations, programs, types, and/or specialties. The term “contracted” is defined as a provider that was enrolled with Oklahoma SoonerCare within the reporting period, it does not necessarily indicate participation.

Provider Network Count



September 2019 revised methodology

Provider Network by Type

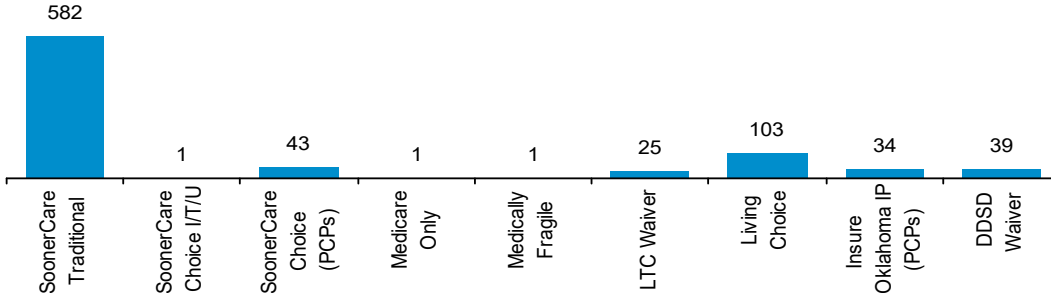


Primary Care Provider (PCP) Capacities

SoonerCare Program	Total Capacity	% of Capacity Used
SoonerCare Choice	17,850	49.15%
SoonerCare Choice I/T/U	500	87.60%
Insure Oklahoma IP	6,820	0.82%

Total Capacity represents the maximum number of members that PCPs request to have assigned within OHCA's limit. Panels on hold status are excluded from the capacity calculation.

Provider Network by Program



Acronyms

- DDSD - Developmental Disabilities Services Division
- DME - Durable Medical Equipment
- IP - Individual Plan
- I/T/U - Indian Health Service/Tribal/ Urban Indian
- LTC - Long-Term Care
- PCMH - Patient Centered Medical Home
- PCP - Primary Care Provider

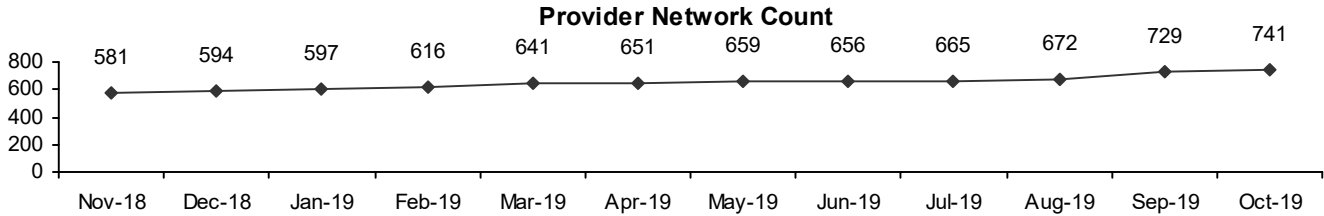
Provider Fast Facts by County

October 2019

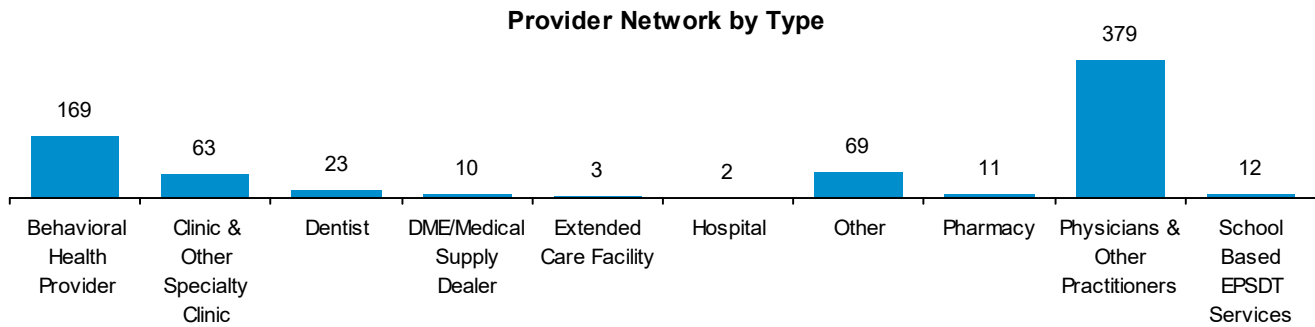


Cherokee County

Provider Network is providers who are contracted to provide health care services by locations, programs, types, and specialties. Providers are being counted multiple times if they have multiple locations, programs, types, and/or specialties. The term “contracted” is defined as a provider that was enrolled with Oklahoma SoonerCare within the reporting period, it does not necessarily indicate participation.



September 2019 revised methodology

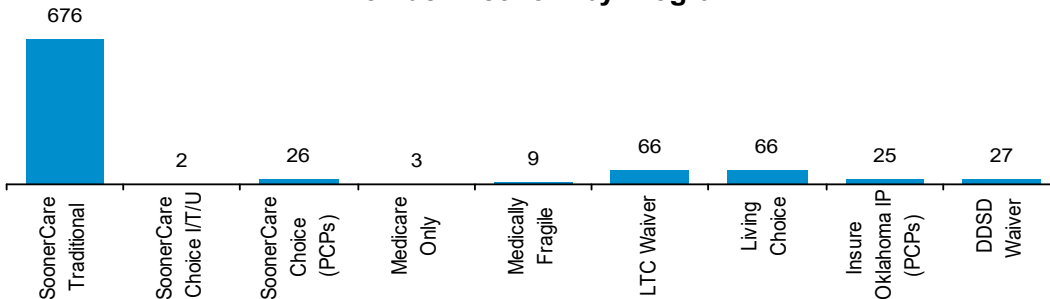


Primary Care Provider (PCP) Capacities

SoonerCare Program	Total Capacity	% of Capacity Used
SoonerCare Choice	17,025	38.67%
SoonerCare Choice I/T/U	2,500	85.40%
Insure Oklahoma IP	14,225	0.45%

Total Capacity represents the maximum number of members that PCPs request to have assigned within OHCA's limit. Panels on hold status are excluded from the capacity calculation.

Provider Network by Program



Acronyms

- DDSD - Developmental Disabilities Services Division
- DME - Durable Medical Equipment
- IP - Individual Plan
- I/T/U - Indian Health Service/Tribal/ Urban Indian
- LTC - Long-Term Care
- PCMH - Patient Centered Medical Home
- PCP - Primary Care Provider

Provider Fast Facts by County

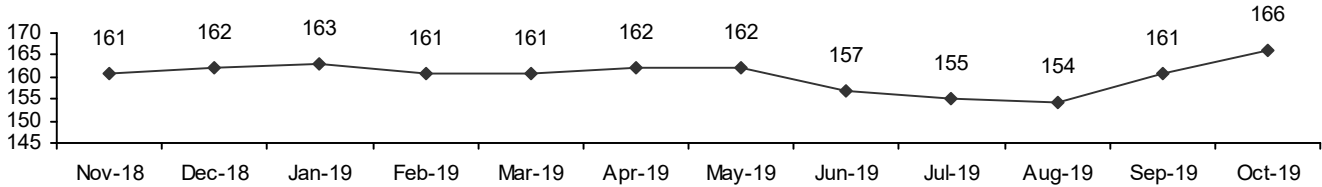
October 2019



Choctaw County

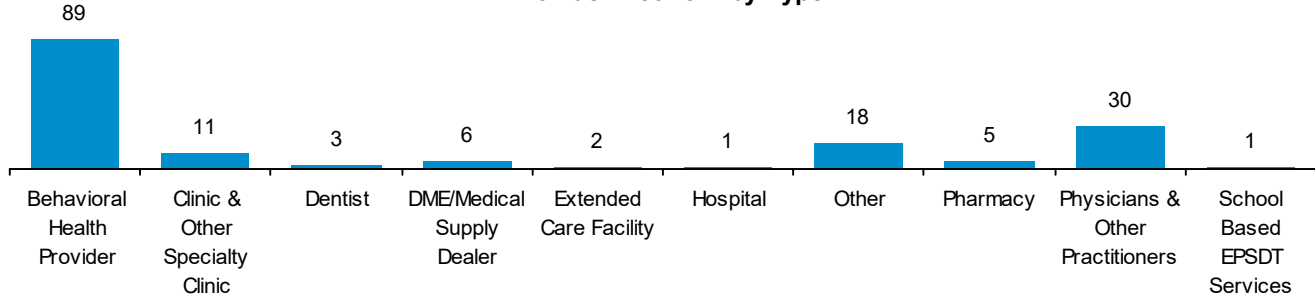
Provider Network is providers who are contracted to provide health care services by locations, programs, types, and specialties. Providers are being counted multiple times if they have multiple locations, programs, types, and/or specialties. The term "contracted" is defined as a provider that was enrolled with Oklahoma SoonerCare within the reporting period, it does not necessarily indicate participation.

Provider Network Count



September 2019 revised methodology

Provider Network by Type

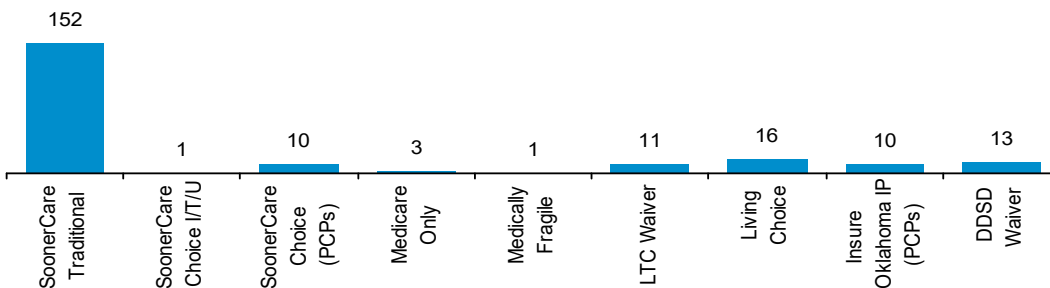


Primary Care Provider (PCP) Capacities

SoonerCare Program	Total Capacity	% of Capacity Used
SoonerCare Choice	16,000	14.06%
SoonerCare Choice I/T/U	1,250	17.12%
Insure Oklahoma IP	6,350	0.38%

Total Capacity represents the maximum number of members that PCPs request to have assigned within OHCA's limit. Panels on hold status are excluded from the capacity calculation.

Provider Network by Program



Acronyms

- DDSD - Developmental Disabilities Services Division
- DME - Durable Medical Equipment
- IP - Individual Plan
- I/T/U - Indian Health Service/Tribal/ Urban Indian
- LTC - Long-Term Care
- PCMH - Patient Centered Medical Home
- PCP - Primary Care Provider

Provider Fast Facts by County

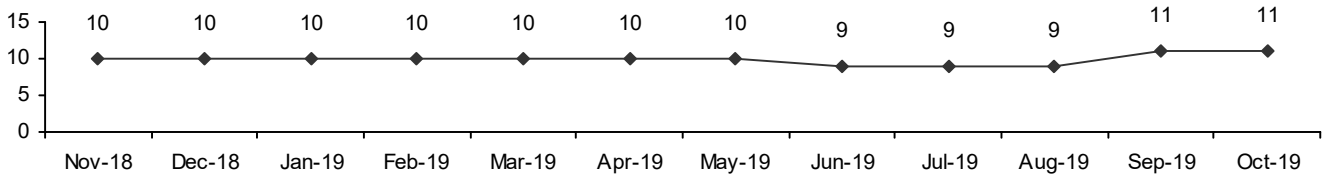
October 2019



Cimarron County

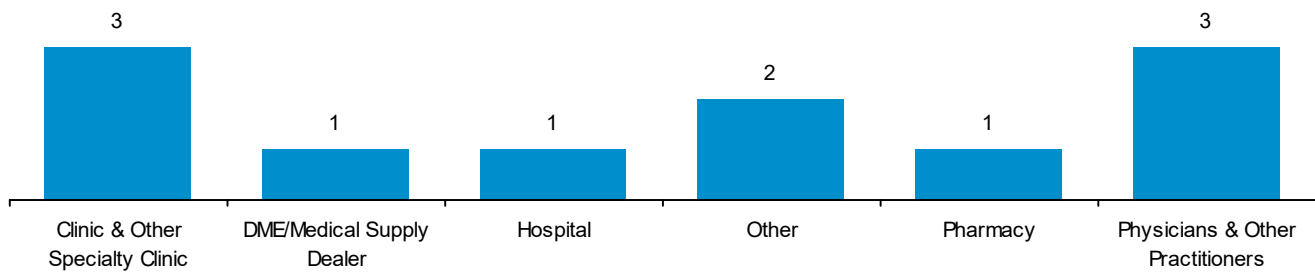
Provider Network is providers who are contracted to provide health care services by locations, programs, types, and specialties. Providers are being counted multiple times if they have multiple locations, programs, types, and/or specialties. The term "contracted" is defined as a provider that was enrolled with Oklahoma SoonerCare within the reporting period, it does not necessarily indicate participation.

Provider Network Count



September 2019 revised methodology

Provider Network by Type

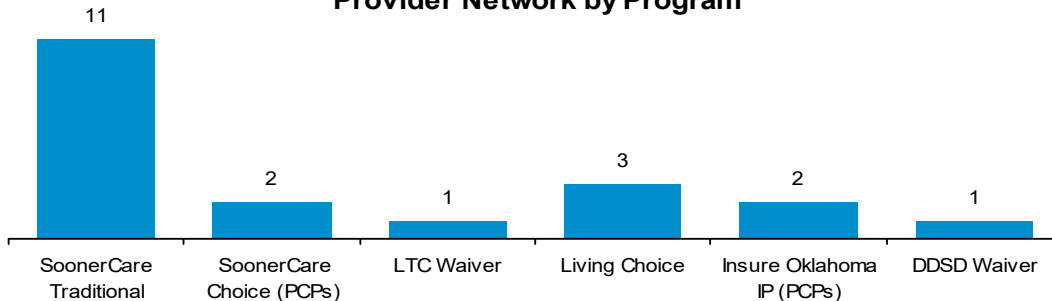


Primary Care Provider (PCP) Capacities

SoonerCare Program	Total Capacity	% of Capacity Used
SoonerCare Choice	2,500	9.92%
Insure Oklahoma IP	200	1.00%

Total Capacity represents the maximum number of members that PCPs request to have assigned within OHCA's limit. Panels on hold status are excluded from the capacity calculation.

Provider Network by Program



Acronyms

- DDSD - Developmental Disabilities Services Division
- DME - Durable Medical Equipment
- IP - Individual Plan
- I/T/U - Indian Health Service/Tribal/ Urban Indian
- LTC - Long-Term Care
- PCMH - Patient Centered Medical Home
- PCP - Primary Care Provider

Provider Fast Facts by County

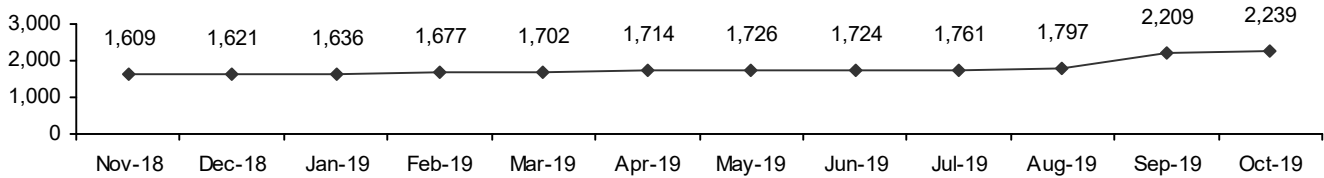
October 2019



Cleveland County

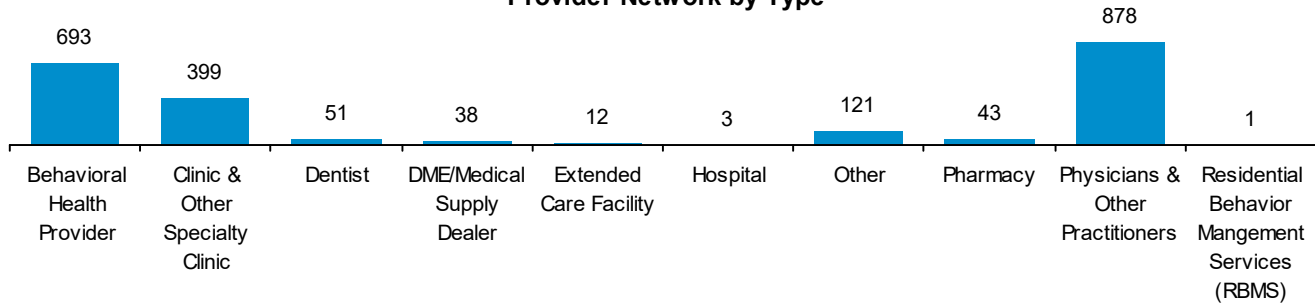
Provider Network is providers who are contracted to provide health care services by locations, programs, types, and specialties. Providers are being counted multiple times if they have multiple locations, programs, types, and/or specialties. The term “contracted” is defined as a provider that was enrolled with Oklahoma SoonerCare within the reporting period, it does not necessarily indicate participation.

Provider Network Count



September 2019 revised methodology

Provider Network by Type

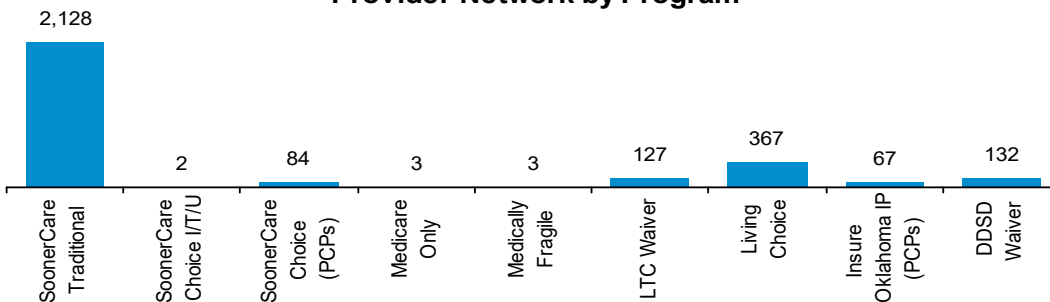


Primary Care Provider (PCP) Capacities

SoonerCare Program	Total Capacity	% of Capacity Used
SoonerCare Choice	37,315	56.50%
SoonerCare Choice I/T/U	3,500	20.54%
Insure Oklahoma IP	8,233	3.10%

Total Capacity represents the maximum number of members that PCPs request to have assigned within OHCA's limit. Panels on hold status are excluded from the capacity calculation.

Provider Network by Program



Acronyms

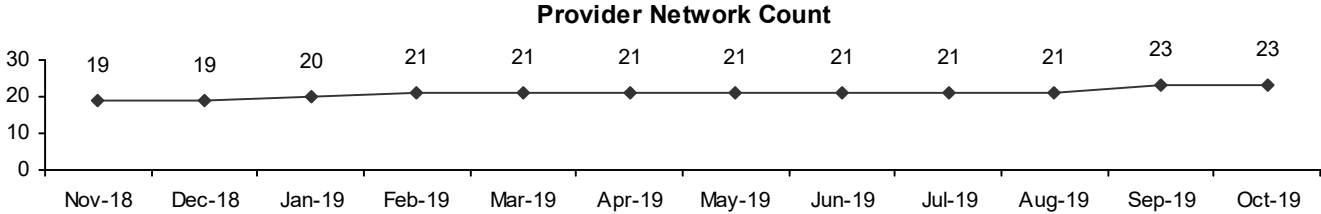
- DDSD - Developmental Disabilities Services Division
- DME - Durable Medical Equipment
- IP - Individual Plan
- I/T/U - Indian Health Service/Tribal/ Urban Indian
- LTC - Long-Term Care
- PCMH - Patient Centered Medical Home
- PCP - Primary Care Provider

Provider Fast Facts by County

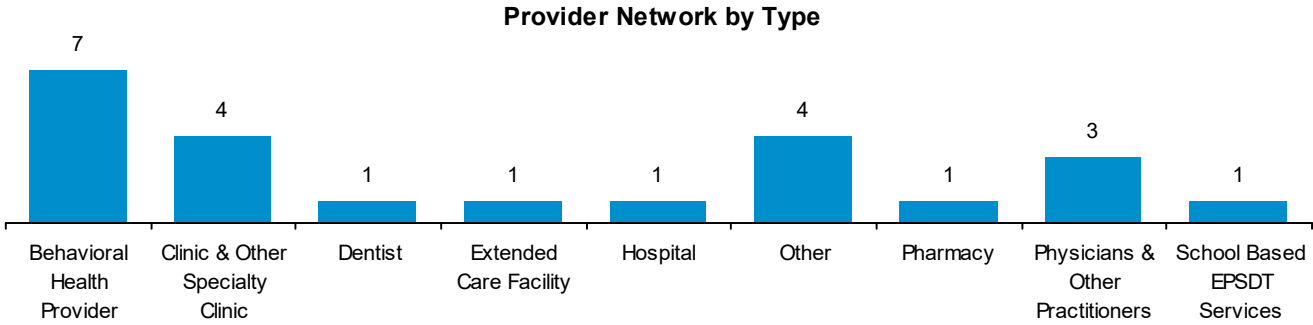
October 2019

Coal County

Provider Network is providers who are contracted to provide health care services by locations, programs, types, and specialties. Providers are being counted multiple times if they have multiple locations, programs, types, and/or specialties. The term "contracted" is defined as a provider that was enrolled with Oklahoma SoonerCare within the reporting period, it does not necessarily indicate participation.



September 2019 revised methodology

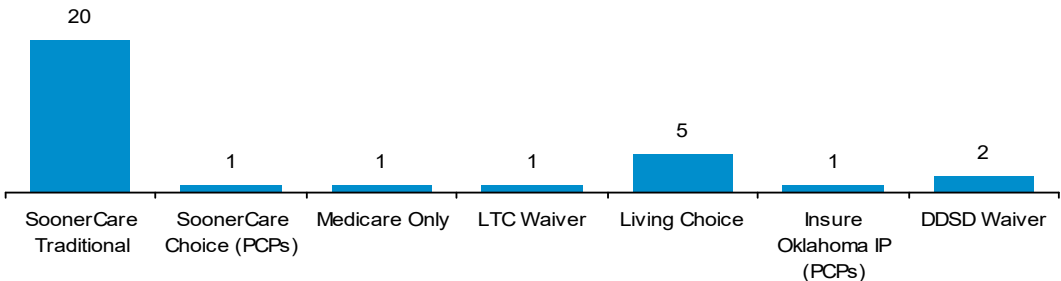


Primary Care Provider (PCP) Capacities

SoonerCare Program	Total Capacity	% of Capacity Used
SoonerCare Choice	7,750	5.82%
Insure Oklahoma IP	1,000	2.00%

Total Capacity represents the maximum number of members that PCPs request to have assigned within OHCA's limit. Panels on hold status are excluded from the capacity calculation.

Provider Network by Program



Acronyms

- DDSD - Developmental Disabilities Services Division
- DME - Durable Medical Equipment
- IP - Individual Plan
- I/T/U - Indian Health Service/Tribal/ Urban Indian
- LTC - Long-Term Care
- PCMH - Patient Centered Medical Home
- PCP - Primary Care Provider

Provider Fast Facts by County

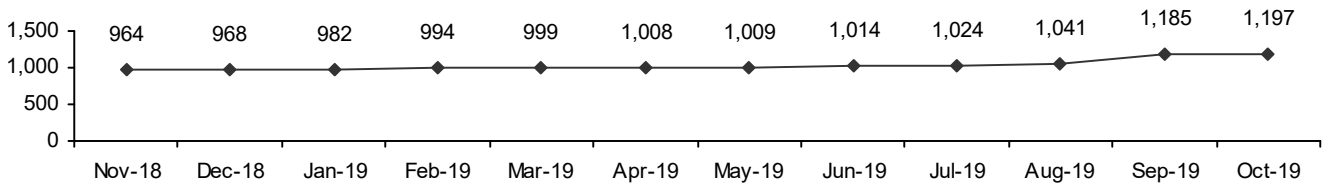
October 2019



Comanche County

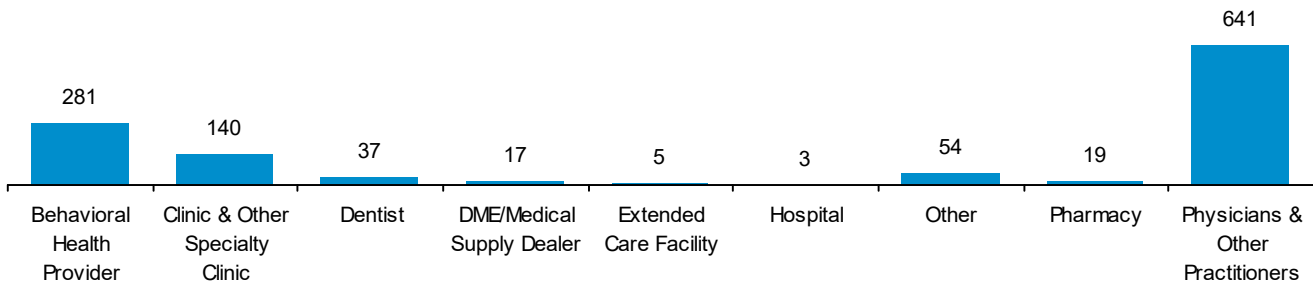
Provider Network is providers who are contracted to provide health care services by locations, programs, types, and specialties. Providers are being counted multiple times if they have multiple locations, programs, types, and/or specialties. The term “contracted” is defined as a provider that was enrolled with Oklahoma SoonerCare within the reporting period, it does not necessarily indicate participation.

Provider Network Count



September 2019 revised methodology

Provider Network by Type

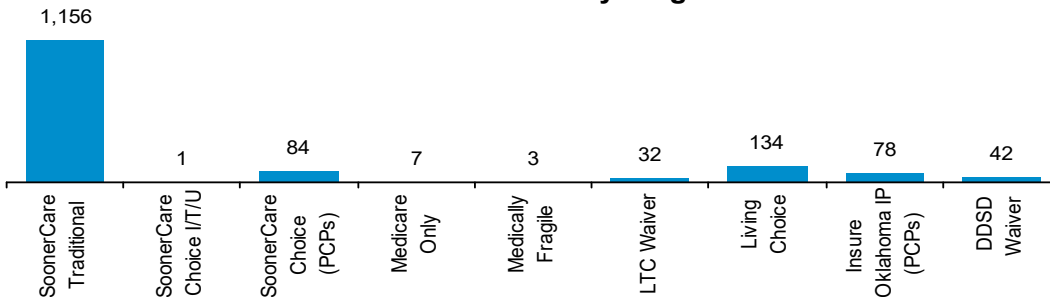


Primary Care Provider (PCP) Capacities

SoonerCare Program	Total Capacity	% of Capacity Used
SoonerCare Choice	27,275	50.23%
SoonerCare Choice I/T/U	2,500	60.44%
Insure Oklahoma IP	5,536	1.84%

Total Capacity represents the maximum number of members that PCPs request to have assigned within OHCA's limit. Panels on hold status are excluded from the capacity calculation.

Provider Network by Program



Acronyms

- DDSD - Developmental Disabilities Services Division
- DME - Durable Medical Equipment
- IP - Individual Plan
- I/T/U - Indian Health Service/Tribal/ Urban Indian
- LTC - Long-Term Care
- PCMH - Patient Centered Medical Home
- PCP - Primary Care Provider

Provider Fast Facts by County

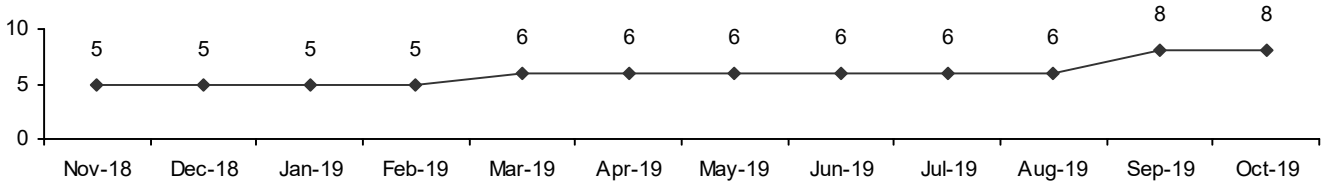
October 2019

Cotton County



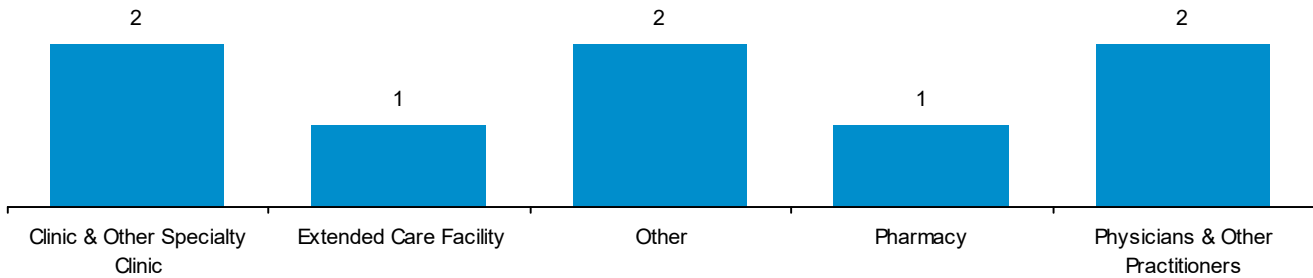
Provider Network is providers who are contracted to provide health care services by locations, programs, types, and specialties. Providers are being counted multiple times if they have multiple locations, programs, types, and/or specialties. The term “contracted” is defined as a provider that was enrolled with Oklahoma SoonerCare within the reporting period, it does not necessarily indicate participation.

Provider Network Count



September 2019 revised methodology

Provider Network by Type

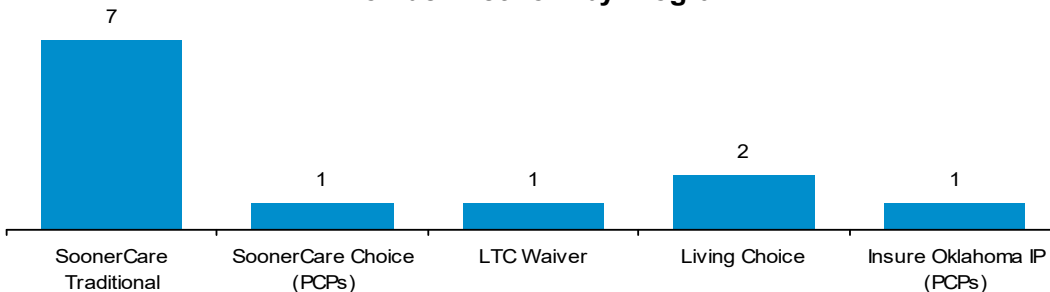


Primary Care Provider (PCP) Capacities

SoonerCare Program	Total Capacity	% of Capacity Used
SoonerCare Choice	100	96.00%
Insure Oklahoma IP	100	1.00%

Total Capacity represents the maximum number of members that PCPs request to have assigned within OHCA's limit. Panels on hold status are excluded from the capacity calculation.

Provider Network by Program



Acronyms

- DDSD - Developmental Disabilities Services Division
- DME - Durable Medical Equipment
- IP - Individual Plan
- I/T/U - Indian Health Service/Tribal/ Urban Indian
- LTC - Long-Term Care
- PCMH - Patient Centered Medical Home
- PCP - Primary Care Provider

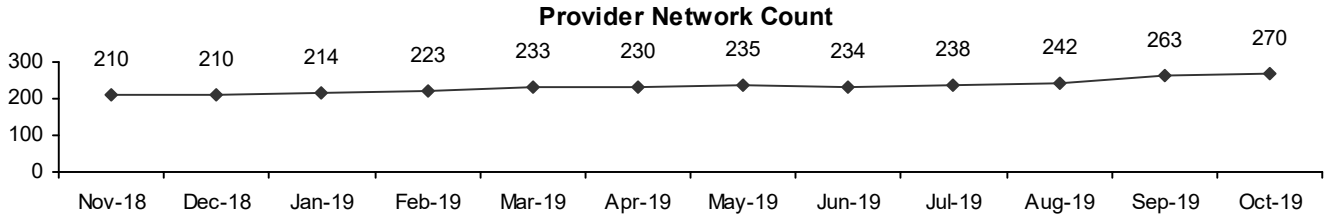
Provider Fast Facts by County

October 2019

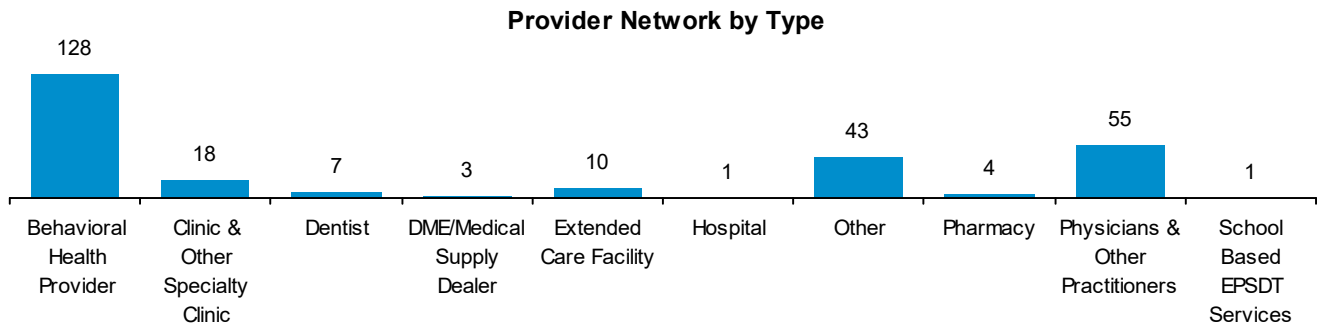
Craig County



Provider Network is providers who are contracted to provide health care services by locations, programs, types, and specialties. Providers are being counted multiple times if they have multiple locations, programs, types, and/or specialties. The term “contracted” is defined as a provider that was enrolled with Oklahoma SoonerCare within the reporting period, it does not necessarily indicate participation.



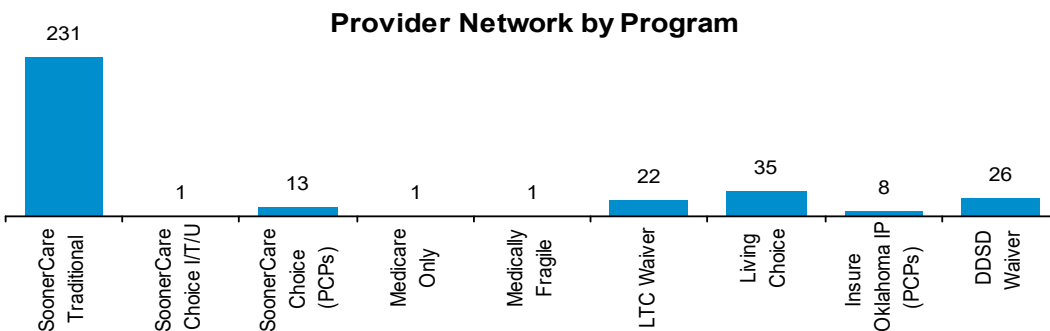
September 2019 revised methodology



Primary Care Provider (PCP) Capacities

SoonerCare Program	Total Capacity	% of Capacity Used
SoonerCare Choice	6,550	29.97%
SoonerCare Choice I/T/U	2,500	16.92%
Insure Oklahoma IP	2,120	1.27%

Total Capacity represents the maximum number of members that PCPs request to have assigned within OHCA’s limit. Panels on hold status are excluded from the capacity calculation.



Acronyms

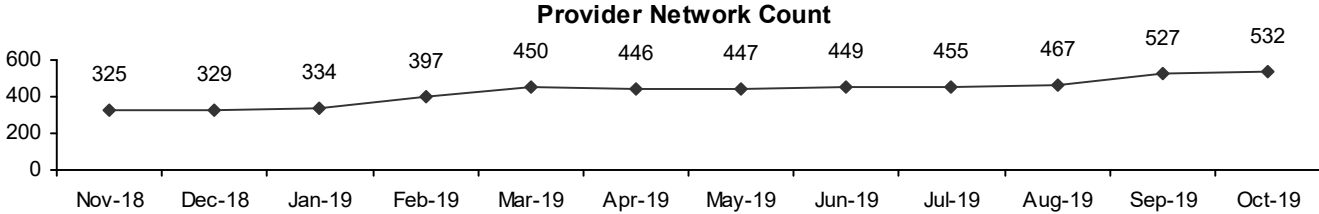
- DDSD - Developmental Disabilities Services Division
- DME - Durable Medical Equipment
- IP - Individual Plan
- I/T/U - Indian Health Service/Tribal/ Urban Indian
- LTC - Long-Term Care
- PCMH - Patient Centered Medical Home
- PCP - Primary Care Provider

Provider Fast Facts by County

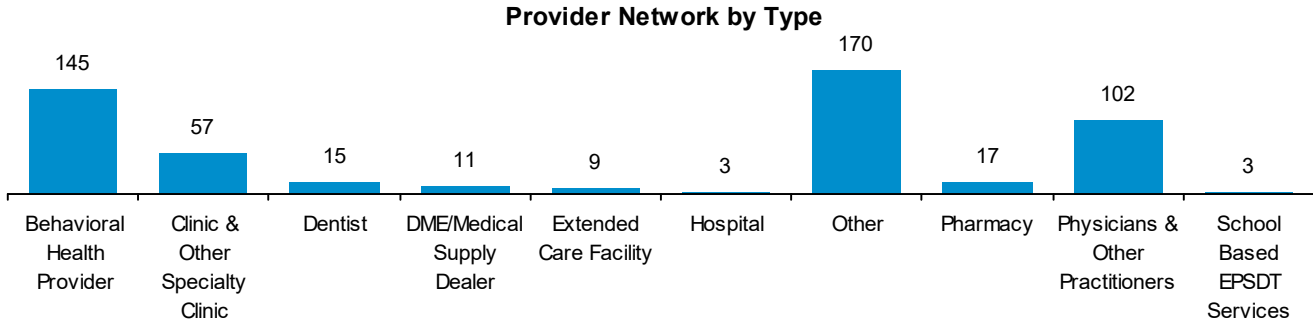
October 2019

Creek County

Provider Network is providers who are contracted to provide health care services by locations, programs, types, and specialties. Providers are being counted multiple times if they have multiple locations, programs, types, and/or specialties. The term "contracted" is defined as a provider that was enrolled with Oklahoma SoonerCare within the reporting period, it does not necessarily indicate participation.



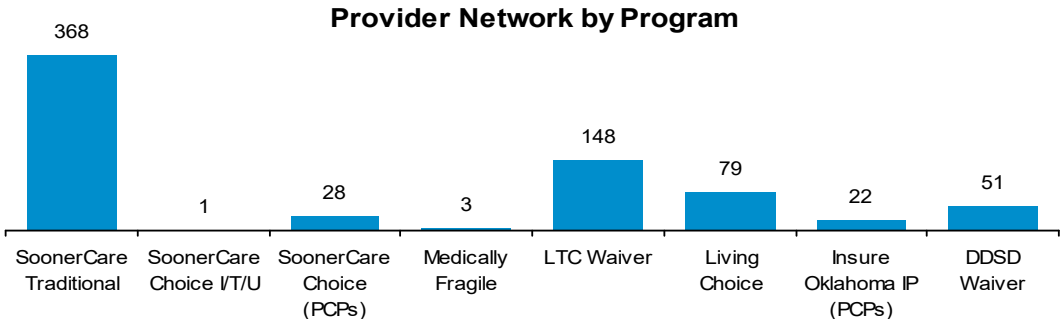
September 2019 revised methodology



Primary Care Provider (PCP) Capacities

SoonerCare Program	Total Capacity	% of Capacity Used
SoonerCare Choice	18,245	35.17%
SoonerCare Choice I/T/U	800	34.63%
Insure Oklahoma IP	13,785	0.52%

Total Capacity represents the maximum number of members that PCPs request to have assigned within OHCA's limit. Panels on hold status are excluded from the capacity calculation.



Acronyms

- DDSD - Developmental Disabilities Services Division
- DME - Durable Medical Equipment
- IP - Individual Plan
- I/T/U - Indian Health Service/Tribal/ Urban Indian
- LTC - Long-Term Care
- PCMH - Patient Centered Medical Home
- PCP - Primary Care Provider

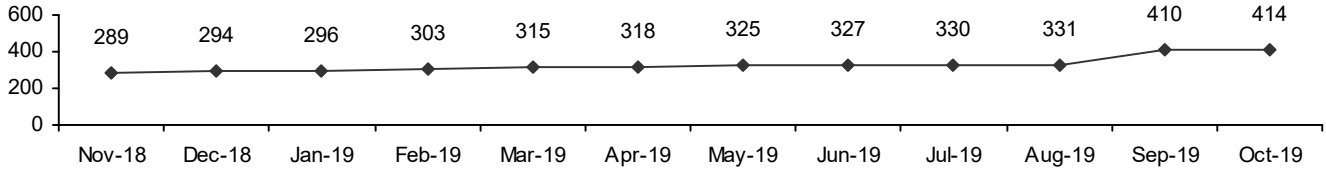
Provider Fast Facts by County

October 2019

Custer County

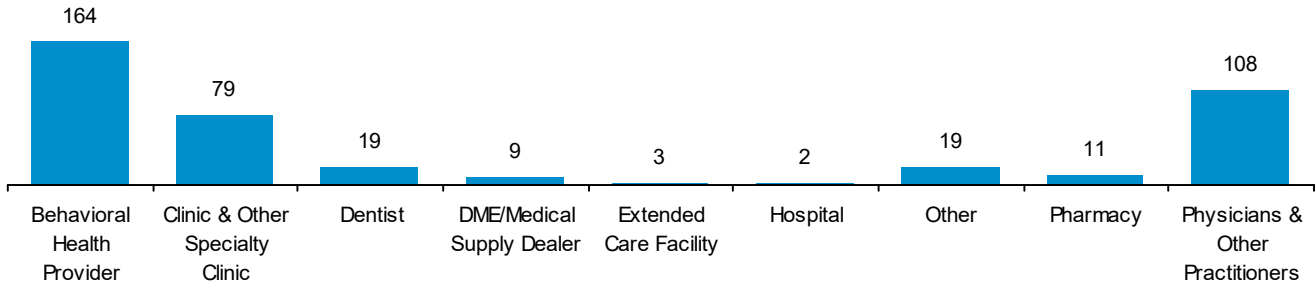
Provider Network is providers who are contracted to provide health care services by locations, programs, types, and specialties. Providers are being counted multiple times if they have multiple locations, programs, types, and/or specialties. The term “contracted” is defined as a provider that was enrolled with Oklahoma SoonerCare within the reporting period, it does not necessarily indicate participation.

Provider Network Count



September 2019 revised methodology

Provider Network by Type

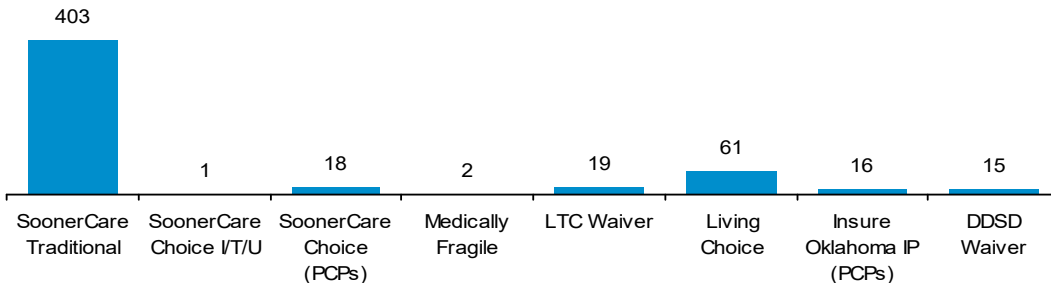


Primary Care Provider (PCP) Capacities

SoonerCare Program	Total Capacity	% of Capacity Used
SoonerCare Choice	5,150	65.18%
SoonerCare Choice I/T/U	2,500	23.92%
Insure Oklahoma IP	1,361	2.20%

Total Capacity represents the maximum number of members that PCPs request to have assigned within OHCA’s limit. Panels on hold status are excluded from the capacity calculation.

Provider Network by Program



Acronyms

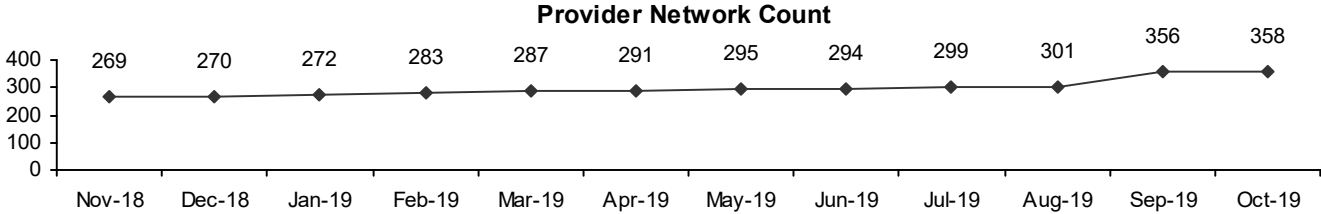
- DDSD - Developmental Disabilities Services Division
- DME - Durable Medical Equipment
- IP - Individual Plan
- I/T/U - Indian Health Service/Tribal/ Urban Indian
- LTC - Long-Term Care
- PCMH - Patient Centered Medical Home
- PCP - Primary Care Provider

Provider Fast Facts by County

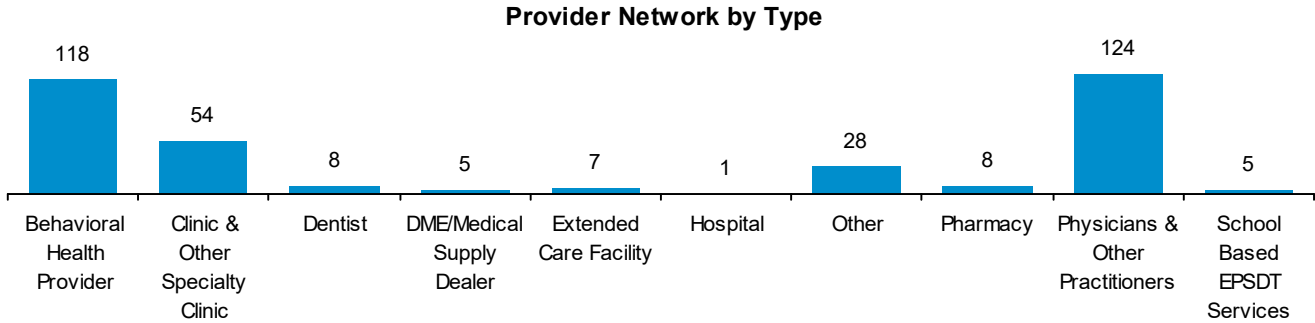
October 2019

Delaware County

Provider Network is providers who are contracted to provide health care services by locations, programs, types, and specialties. Providers are being counted multiple times if they have multiple locations, programs, types, and/or specialties. The term "contracted" is defined as a provider that was enrolled with Oklahoma SoonerCare within the reporting period, it does not necessarily indicate participation.



September 2019 revised methodology

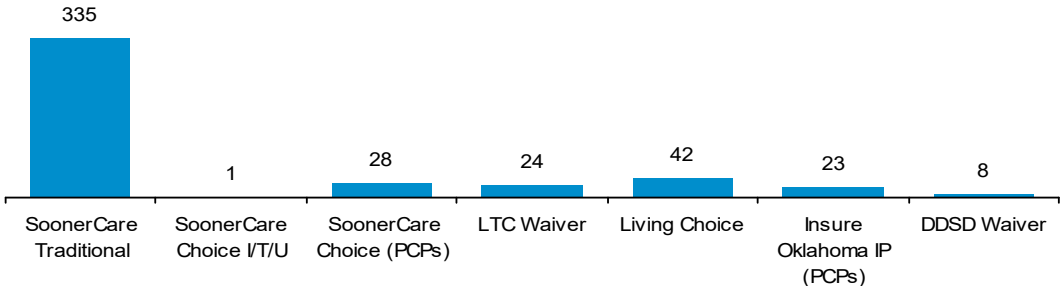


Primary Care Provider (PCP) Capacities

SoonerCare Program	Total Capacity	% of Capacity Used
SoonerCare Choice	15,300	35.46%
SoonerCare Choice I/T/U	2,500	9.92%
Insure Oklahoma IP	3,360	1.76%

Total Capacity represents the maximum number of members that PCPs request to have assigned within OHCA's limit. Panels on hold status are excluded from the capacity calculation.

Provider Network by Program



Acronyms

- DDSD - Developmental Disabilities Services Division
- DME - Durable Medical Equipment
- IP - Individual Plan
- I/T/U - Indian Health Service/Tribal/ Urban Indian
- LTC - Long-Term Care
- PCMH - Patient Centered Medical Home
- PCP - Primary Care Provider

Provider Fast Facts by County

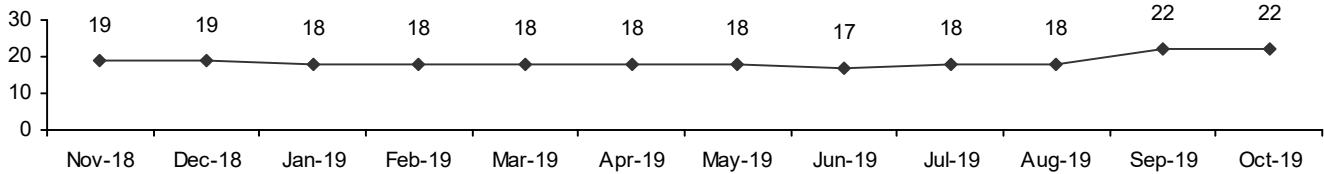
October 2019

Dewey County



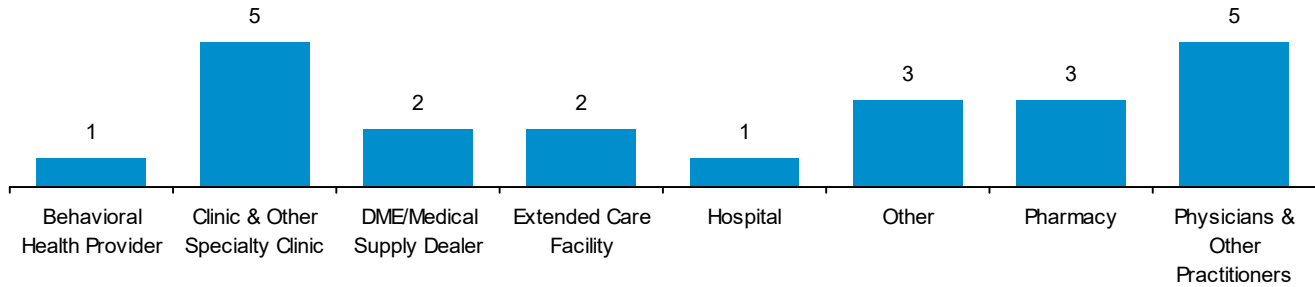
Provider Network is providers who are contracted to provide health care services by locations, programs, types, and specialties. Providers are being counted multiple times if they have multiple locations, programs, types, and/or specialties. The term “contracted” is defined as a provider that was enrolled with Oklahoma SoonerCare within the reporting period, it does not necessarily indicate participation.

Provider Network Count



September 2019 revised methodology

Provider Network by Type

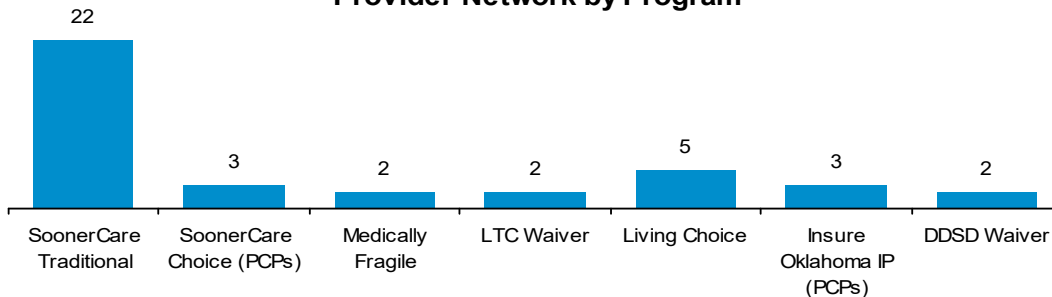


Primary Care Provider (PCP) Capacities

SoonerCare Program	Total Capacity	% of Capacity Used
SoonerCare Choice	700	23.00%
Insure Oklahoma IP	100	1.00%

Total Capacity represents the maximum number of members that PCPs request to have assigned within OHCA's limit. Panels on hold status are excluded from the capacity calculation.

Provider Network by Program



Acronyms

- DDSD - Developmental Disabilities Services Division
- DME - Durable Medical Equipment
- IP - Individual Plan
- I/T/U - Indian Health Service/Tribal/ Urban Indian
- LTC - Long-Term Care
- PCMH - Patient Centered Medical Home
- PCP - Primary Care Provider

Provider Fast Facts by County

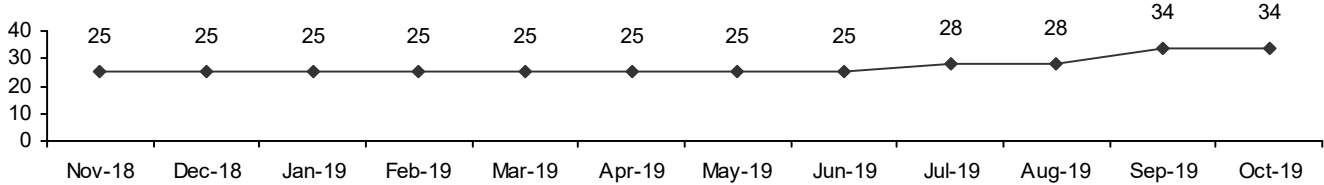
October 2019

Ellis County



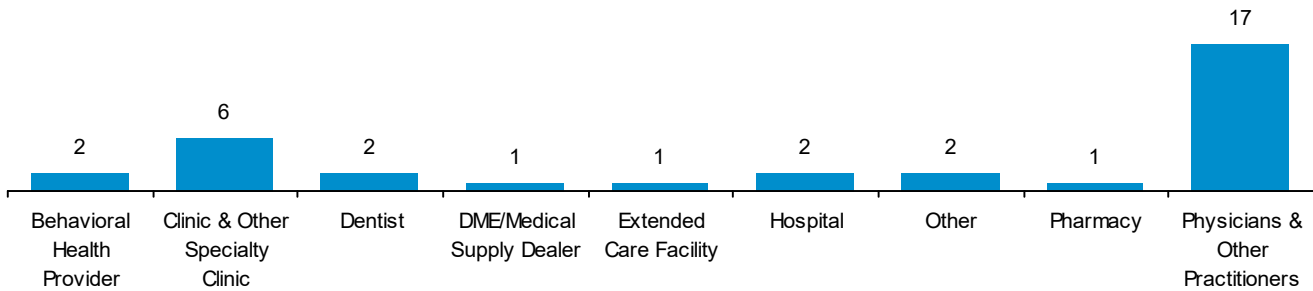
Provider Network is providers who are contracted to provide health care services by locations, programs, types, and specialties. Providers are being counted multiple times if they have multiple locations, programs, types, and/or specialties. The term “contracted” is defined as a provider that was enrolled with Oklahoma SoonerCare within the reporting period, it does not necessarily indicate participation.

Provider Network Count



September 2019 revised methodology

Provider Network by Type

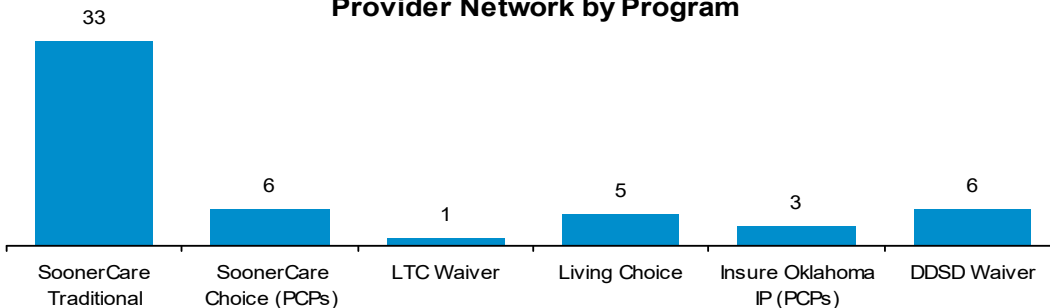


Primary Care Provider (PCP) Capacities

SoonerCare Program	Total Capacity	% of Capacity Used
SoonerCare Choice	150	78.67%

Total Capacity represents the maximum number of members that PCPs request to have assigned within OHCA's limit. Panels on hold status are excluded from the capacity calculation.

Provider Network by Program



Acronyms

- DDSD - Developmental Disabilities Services Division
- DME - Durable Medical Equipment
- IP - Individual Plan
- I/T/U - Indian Health Service/Tribal/ Urban Indian
- LTC - Long-Term Care
- PCMH - Patient Centered Medical Home
- PCP - Primary Care Provider

Provider Fast Facts by County

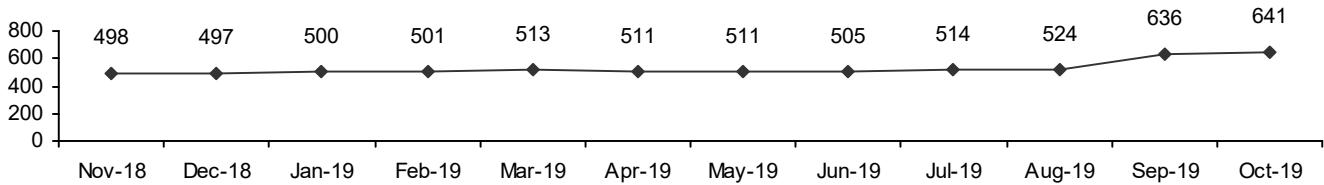
October 2019

Garfield County



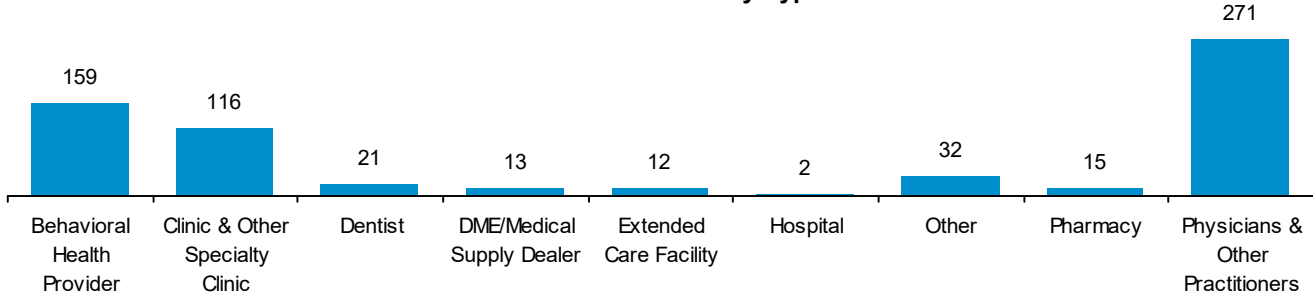
Provider Network is providers who are contracted to provide health care services by locations, programs, types, and specialties. Providers are being counted multiple times if they have multiple locations, programs, types, and/or specialties. The term “contracted” is defined as a provider that was enrolled with Oklahoma SoonerCare within the reporting period, it does not necessarily indicate participation.

Provider Network Count



September 2019 revised methodology

Provider Network by Type

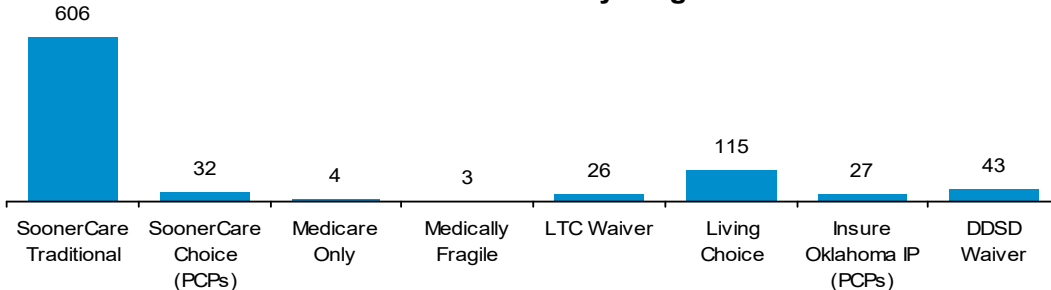


Primary Care Provider (PCP) Capacities

SoonerCare Program	Total Capacity	% of Capacity Used
SoonerCare Choice	11,775	68.20%
Insure Oklahoma IP	1,800	2.11%

Total Capacity represents the maximum number of members that PCPs request to have assigned within OHCA's limit. Panels on hold status are excluded from the capacity calculation.

Provider Network by Program



Acronyms

- DDSD - Developmental Disabilities Services Division
- DME - Durable Medical Equipment
- IP - Individual Plan
- I/T/U - Indian Health Service/Tribal/ Urban Indian
- LTC - Long-Term Care
- PCMH - Patient Centered Medical Home
- PCP - Primary Care Provider

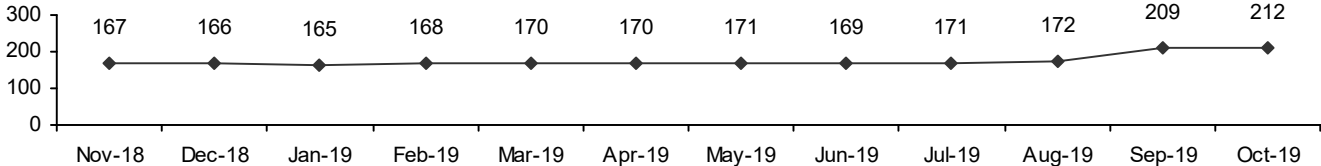
Provider Fast Facts by County

October 2019

Garvin County

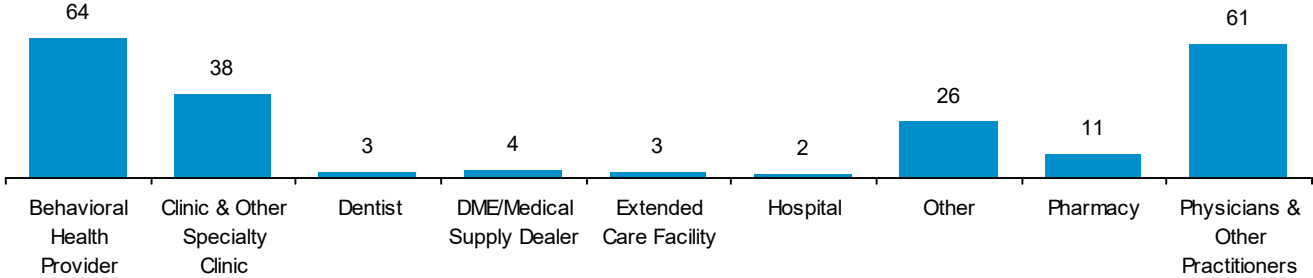
Provider Network is providers who are contracted to provide health care services by locations, programs, types, and specialties. Providers are being counted multiple times if they have multiple locations, programs, types, and/or specialties. The term "contracted" is defined as a provider that was enrolled with Oklahoma SoonerCare within the reporting period, it does not necessarily indicate participation.

Provider Network Count



September 2019 revised methodology

Provider Network by Type

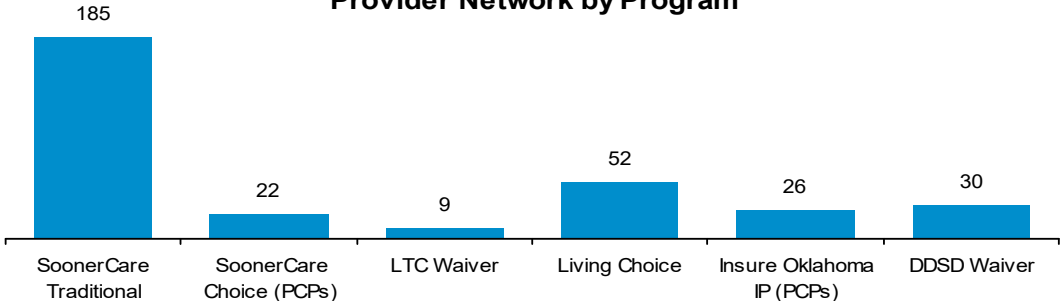


Primary Care Provider (PCP) Capacities

SoonerCare Program	Total Capacity	% of Capacity Used
SoonerCare Choice	8,900	24.10%
Insure Oklahoma IP	4,700	0.83%

Total Capacity represents the maximum number of members that PCPs request to have assigned within OHCA's limit. Panels on hold status are excluded from the capacity calculation.

Provider Network by Program



Acronyms

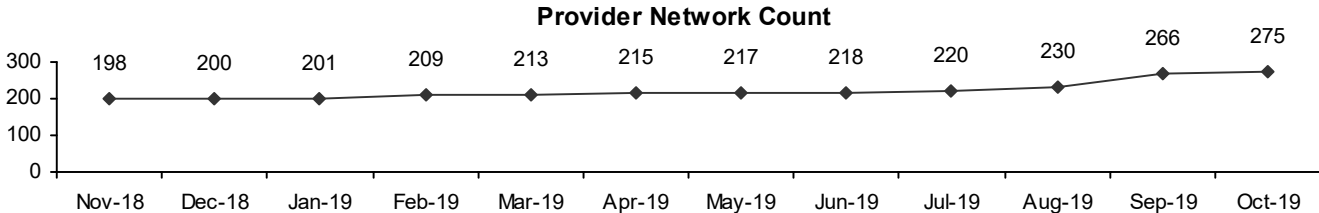
- DDSD - Developmental Disabilities Services Division
- DME - Durable Medical Equipment
- IP - Individual Plan
- I/T/U - Indian Health Service/Tribal/ Urban Indian
- LTC - Long-Term Care
- PCMH - Patient Centered Medical Home
- PCP - Primary Care Provider

Provider Fast Facts by County

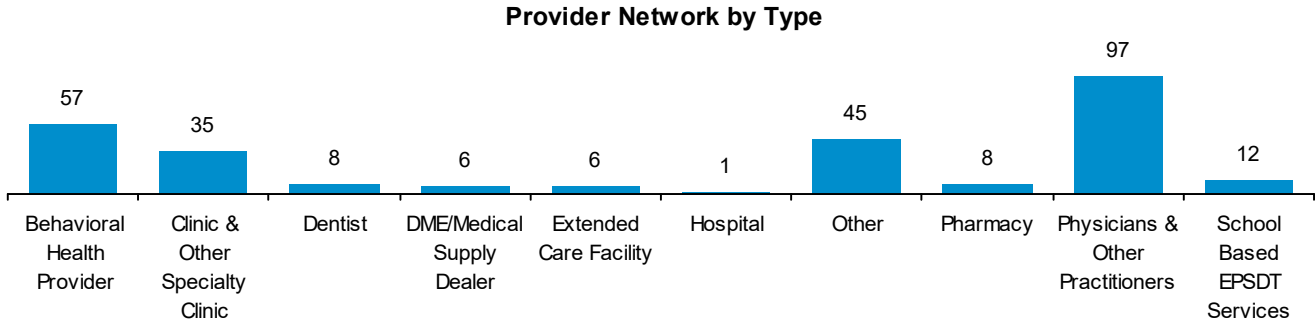
October 2019

Grady County

Provider Network is providers who are contracted to provide health care services by locations, programs, types, and specialties. Providers are being counted multiple times if they have multiple locations, programs, types, and/or specialties. The term "contracted" is defined as a provider that was enrolled with Oklahoma SoonerCare within the reporting period, it does not necessarily indicate participation.



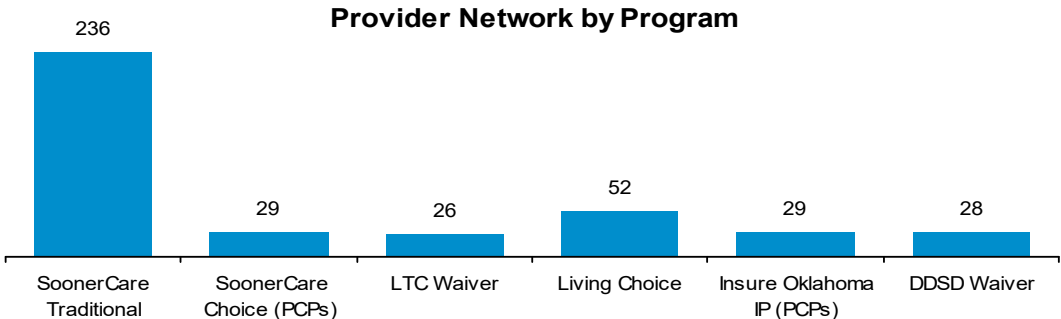
September 2019 revised methodology



Primary Care Provider (PCP) Capacities

SoonerCare Program	Total Capacity	% of Capacity Used
SoonerCare Choice	17,500	31.41%
Insure Oklahoma IP	1,950	2.87%

Total Capacity represents the maximum number of members that PCPs request to have assigned within OHCA's limit. Panels on hold status are excluded from the capacity calculation.



Acronyms

- DDSD - Developmental Disabilities Services Division
- DME - Durable Medical Equipment
- IP - Individual Plan
- I/T/U - Indian Health Service/Tribal/ Urban Indian
- LTC - Long-Term Care
- PCMH - Patient Centered Medical Home
- PCP - Primary Care Provider

Provider Fast Facts by County

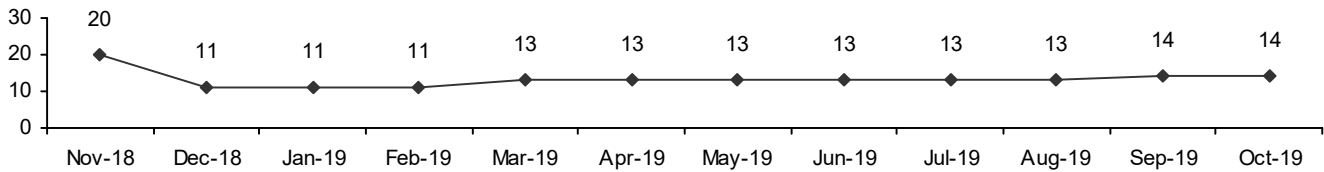
October 2019

Grant County



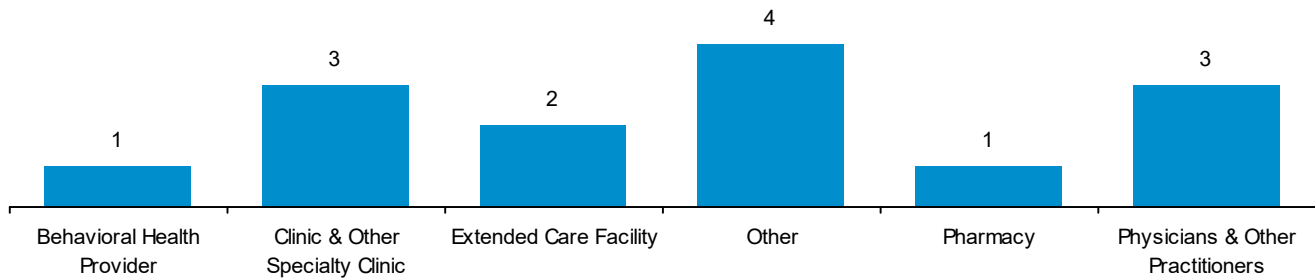
Provider Network is providers who are contracted to provide health care services by locations, programs, types, and specialties. Providers are being counted multiple times if they have multiple locations, programs, types, and/or specialties. The term “contracted” is defined as a provider that was enrolled with Oklahoma SoonerCare within the reporting period, it does not necessarily indicate participation.

Provider Network Count



September 2019 revised methodology

Provider Network by Type

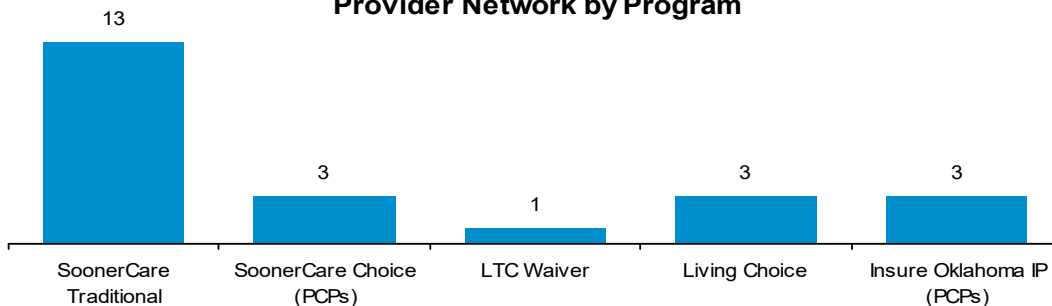


Primary Care Provider (PCP) Capacities

SoonerCare Program	Total Capacity	% of Capacity Used
SoonerCare Choice	2,520	12.22%
Insure Oklahoma IP	1,450	0.14%

Total Capacity represents the maximum number of members that PCPs request to have assigned within OHCA's limit. Panels on hold status are excluded from the capacity calculation.

Provider Network by Program



Acronyms

- DDSD - Developmental Disabilities Services Division
- DME - Durable Medical Equipment
- IP - Individual Plan
- I/T/U - Indian Health Service/Tribal/ Urban Indian
- LTC - Long-Term Care
- PCMH - Patient Centered Medical Home
- PCP - Primary Care Provider

Provider Fast Facts by County

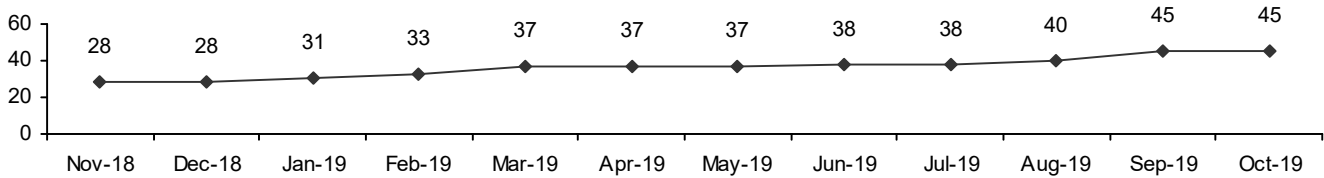
October 2019

Greer County



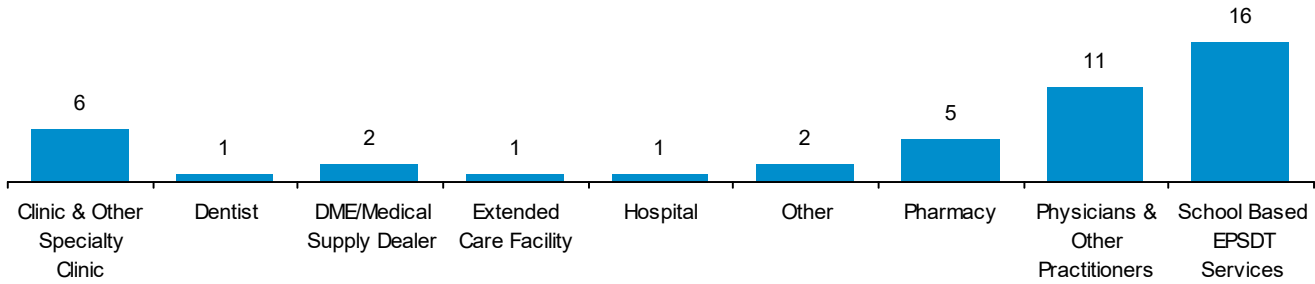
Provider Network is providers who are contracted to provide health care services by locations, programs, types, and specialties. Providers are being counted multiple times if they have multiple locations, programs, types, and/or specialties. The term “contracted” is defined as a provider that was enrolled with Oklahoma SoonerCare within the reporting period, it does not necessarily indicate participation.

Provider Network Count



September 2019 revised methodology

Provider Network by Type

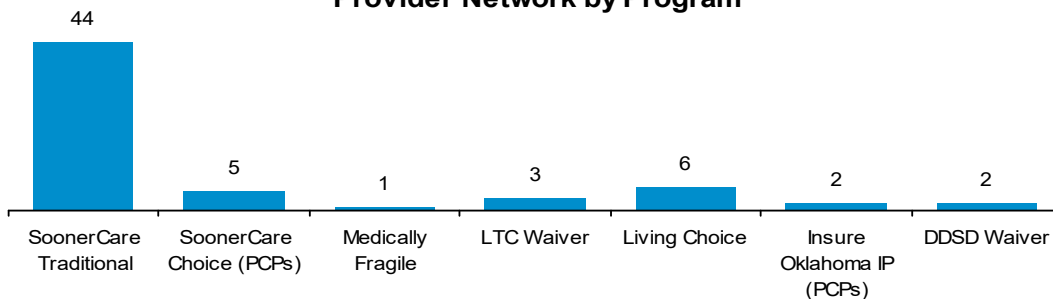


Primary Care Provider (PCP) Capacities

SoonerCare Program	Total Capacity	% of Capacity Used
SoonerCare Choice	1,150	47.39%
Insure Oklahoma IP	1,000	1.60%

Total Capacity represents the maximum number of members that PCPs request to have assigned within OHCA's limit. Panels on hold status are excluded from the capacity calculation.

Provider Network by Program



Acronyms

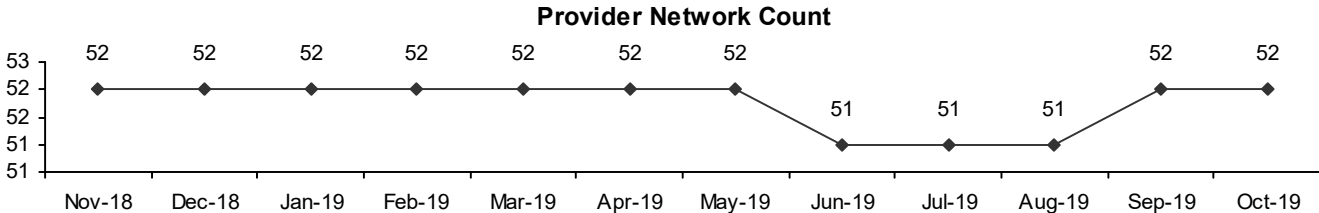
- DDSD - Developmental Disabilities Services Division
- DME - Durable Medical Equipment
- IP - Individual Plan
- I/T/U - Indian Health Service/Tribal/ Urban Indian
- LTC - Long-Term Care
- PCMH - Patient Centered Medical Home
- PCP - Primary Care Provider

Provider Fast Facts by County

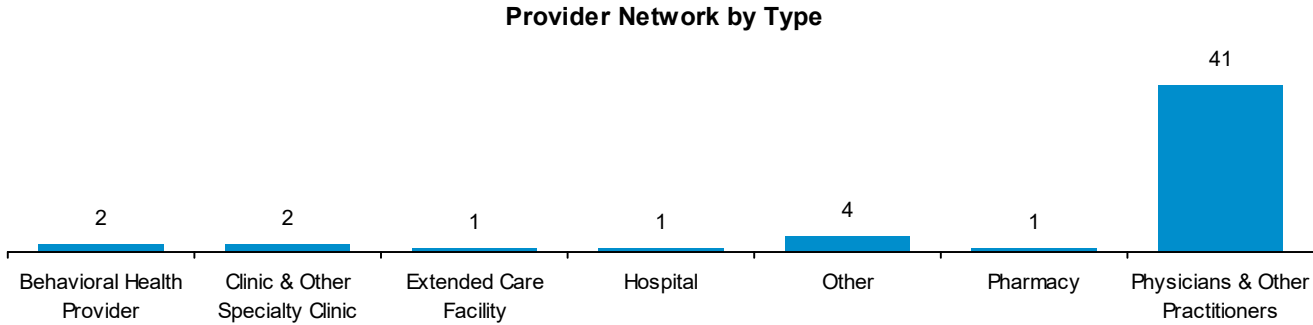
October 2019

Harmon County

Provider Network is providers who are contracted to provide health care services by locations, programs, types, and specialties. Providers are being counted multiple times if they have multiple locations, programs, types, and/or specialties. The term "contracted" is defined as a provider that was enrolled with Oklahoma SoonerCare within the reporting period, it does not necessarily indicate participation.



September 2019 revised methodology

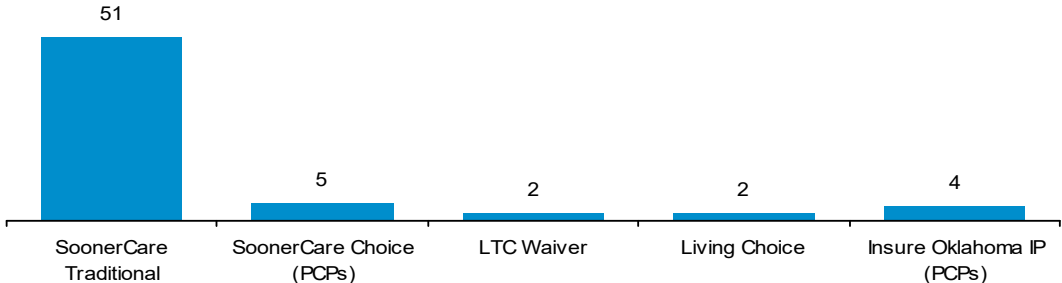


Primary Care Provider (PCP) Capacities

SoonerCare Program	Total Capacity	% of Capacity Used
SoonerCare Choice	4,950	11.41%
Insure Oklahoma IP	1,550	1.29%

Total Capacity represents the maximum number of members that PCPs request to have assigned within OHCA's limit. Panels on hold status are excluded from the capacity calculation.

Provider Network by Program



Acronyms

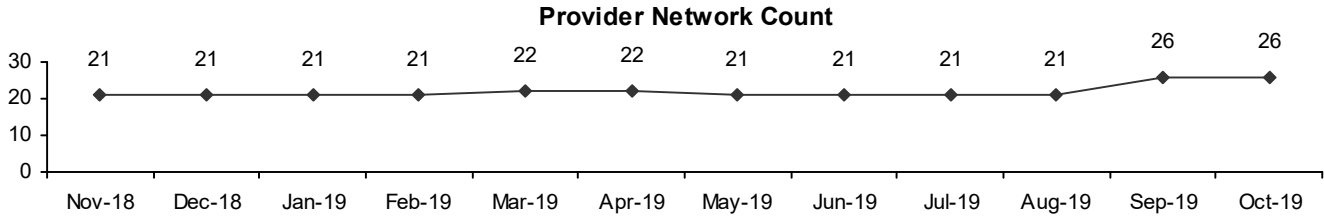
- DDSD - Developmental Disabilities Services Division
- DME - Durable Medical Equipment
- IP - Individual Plan
- I/T/U - Indian Health Service/Tribal/ Urban Indian
- LTC - Long-Term Care
- PCMH - Patient Centered Medical Home
- PCP - Primary Care Provider

Provider Fast Facts by County

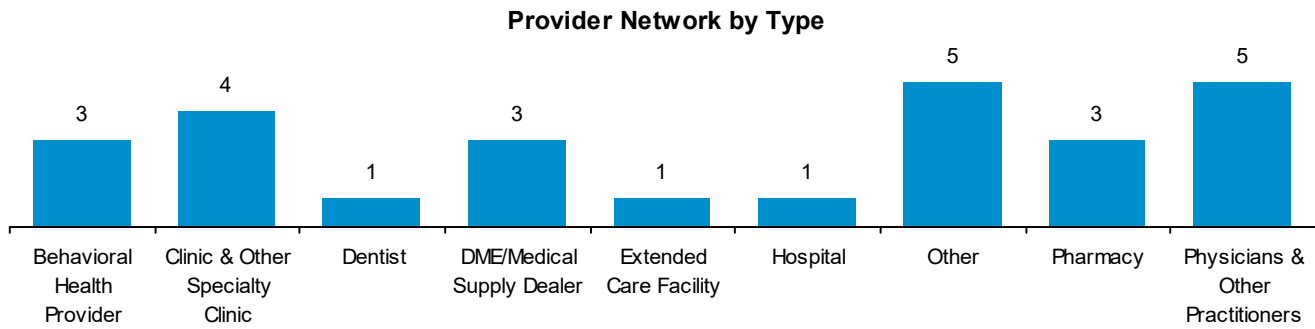
October 2019

Harper County

Provider Network is providers who are contracted to provide health care services by locations, programs, types, and specialties. Providers are being counted multiple times if they have multiple locations, programs, types, and/or specialties. The term "contracted" is defined as a provider that was enrolled with Oklahoma SoonerCare within the reporting period, it does not necessarily indicate participation.



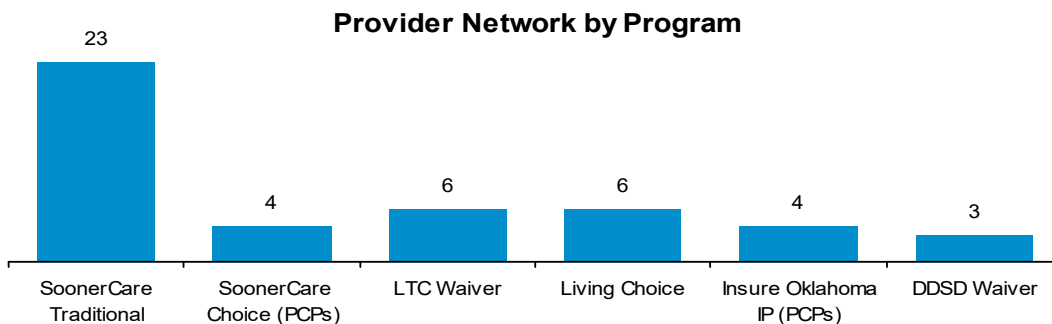
September 2019 revised methodology



Primary Care Provider (PCP) Capacities

SoonerCare Program	Total Capacity	% of Capacity Used
SoonerCare Choice	1,400	26.14%
Insure Oklahoma IP	1,600	0.19%

Total Capacity represents the maximum number of members that PCPs request to have assigned within OHCA's limit. Panels on hold status are excluded from the capacity calculation.



Acronyms

- DDSD - Developmental Disabilities Services Division
- DME - Durable Medical Equipment
- IP - Individual Plan
- I/T/U - Indian Health Service/Tribal/ Urban Indian
- LTC - Long-Term Care
- PCMH - Patient Centered Medical Home
- PCP - Primary Care Provider

Provider Fast Facts by County

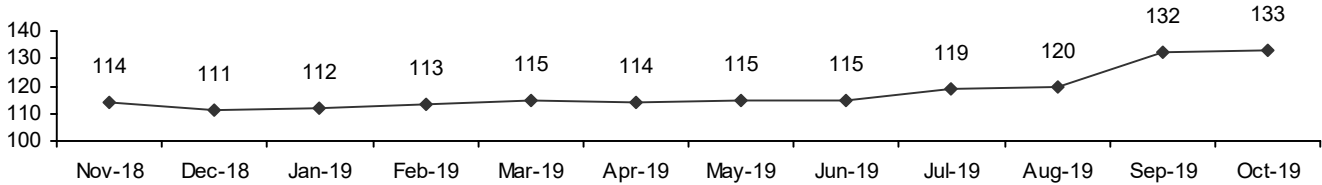
October 2019

Haskell County



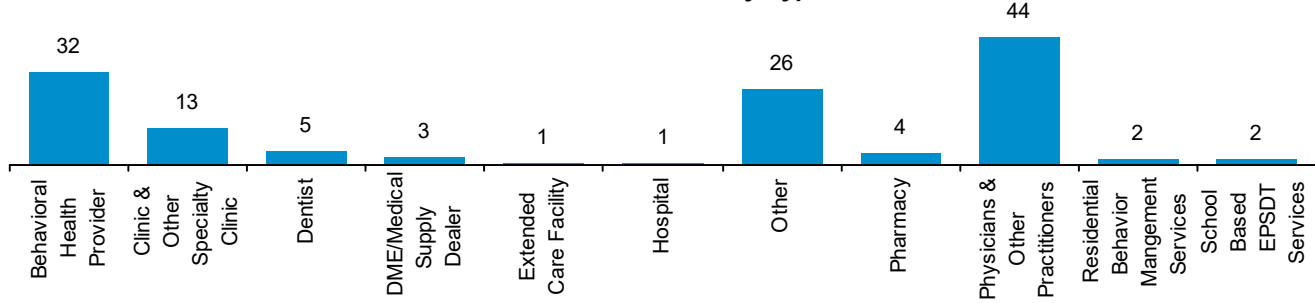
Provider Network is providers who are contracted to provide health care services by locations, programs, types, and specialties. Providers are being counted multiple times if they have multiple locations, programs, types, and/or specialties. The term “contracted” is defined as a provider that was enrolled with Oklahoma SoonerCare within the reporting period, it does not necessarily indicate participation.

Provider Network Count



September 2019 revised methodology

Provider Network by Type

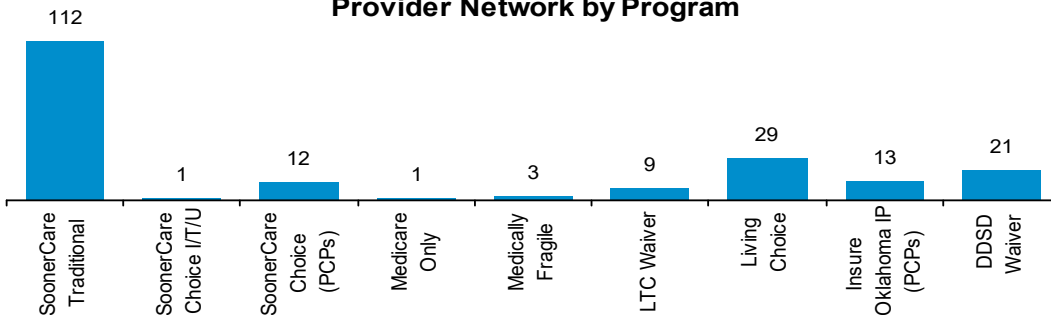


Primary Care Provider (PCP) Capacities

SoonerCare Program	Total Capacity	% of Capacity Used
SoonerCare Choice	5,275	42.01%
SoonerCare Choice I/T/U	2,500	7.68%
Insure Oklahoma IP	2,525	0.83%

Total Capacity represents the maximum number of members that PCPs request to have assigned within OHCA's limit. Panels on hold status are excluded from the capacity calculation.

Provider Network by Program



Acronyms

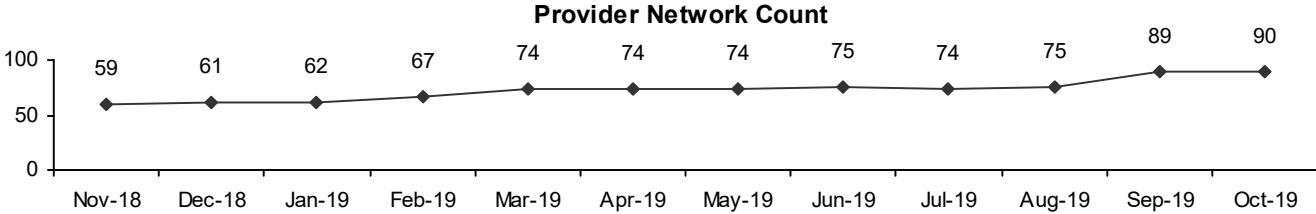
- DDSD - Developmental Disabilities Services Division
- DME - Durable Medical Equipment
- IP - Individual Plan
- I/T/U - Indian Health Service/Tribal/ Urban Indian
- LTC - Long-Term Care
- PCMH - Patient Centered Medical Home
- PCP - Primary Care Provider

Provider Fast Facts by County

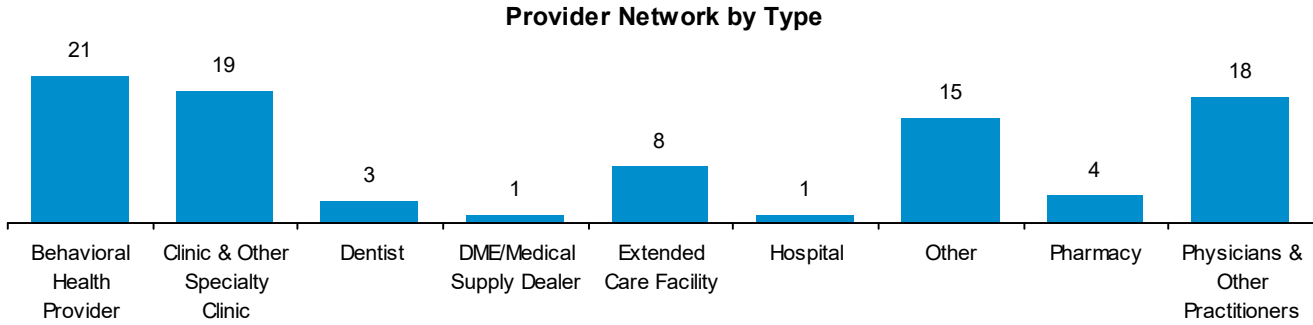
October 2019

Hughes County

Provider Network is providers who are contracted to provide health care services by locations, programs, types, and specialties. Providers are being counted multiple times if they have multiple locations, programs, types, and/or specialties. The term "contracted" is defined as a provider that was enrolled with Oklahoma SoonerCare within the reporting period, it does not necessarily indicate participation.



September 2019 revised methodology

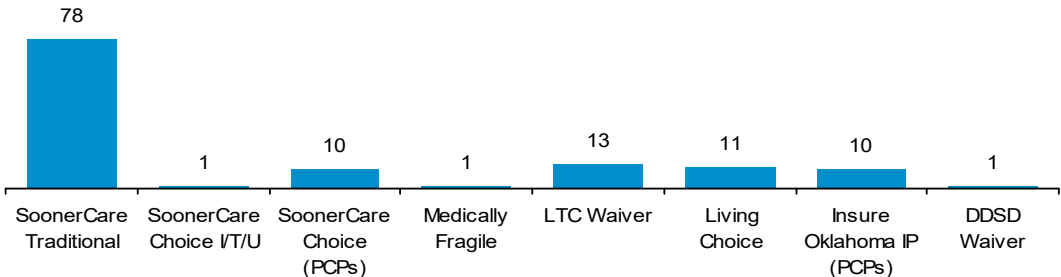


Primary Care Provider (PCP) Capacities

SoonerCare Program	Total Capacity	% of Capacity Used
SoonerCare Choice	6,450	19.58%
SoonerCare Choice I/T/U	2,500	1.72%
Insure Oklahoma IP	4,100	0.22%

Total Capacity represents the maximum number of members that PCPs request to have assigned within OHCA's limit. Panels on hold status are excluded from the capacity calculation.

Provider Network by Program



Acronyms

- DDSD - Developmental Disabilities Services Division
- DME - Durable Medical Equipment
- IP - Individual Plan
- I/T/U - Indian Health Service/Tribal/ Urban Indian
- LTC - Long-Term Care
- PCMH - Patient Centered Medical Home
- PCP - Primary Care Provider

Provider Fast Facts by County

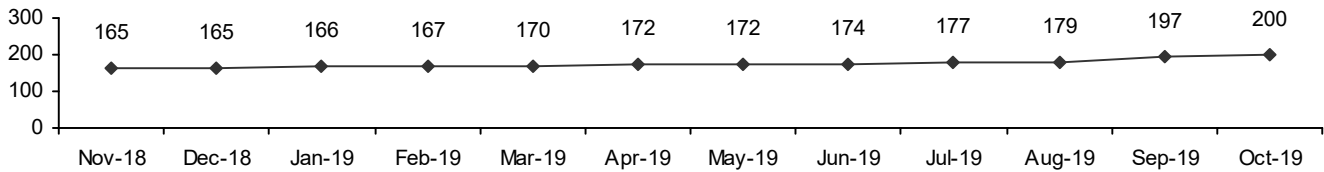
October 2019



Jackson County

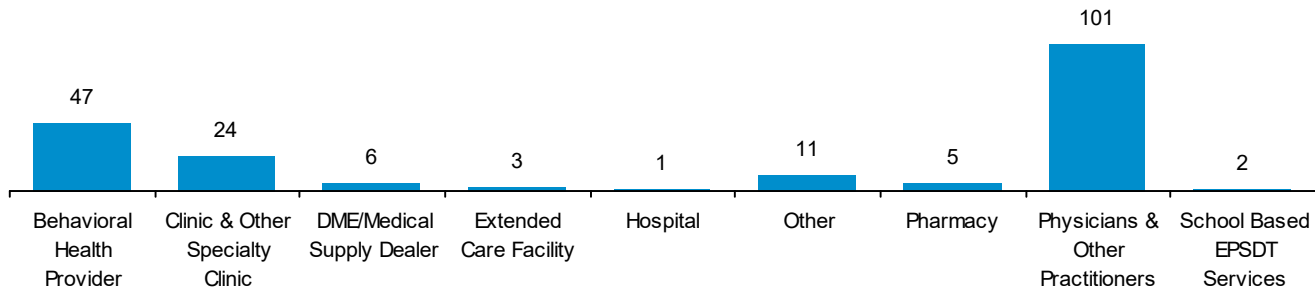
Provider Network is providers who are contracted to provide health care services by locations, programs, types, and specialties. Providers are being counted multiple times if they have multiple locations, programs, types, and/or specialties. The term “contracted” is defined as a provider that was enrolled with Oklahoma SoonerCare within the reporting period, it does not necessarily indicate participation.

Provider Network Count



September 2019 revised methodology

Provider Network by Type

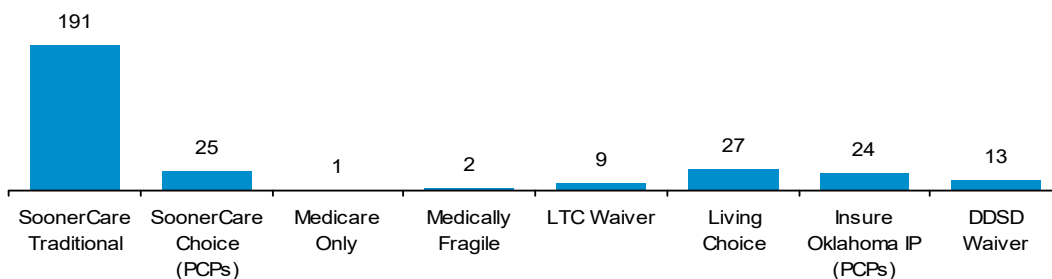


Primary Care Provider (PCP) Capacities

SoonerCare Program	Total Capacity	% of Capacity Used
SoonerCare Choice	6,080	59.46%
Insure Oklahoma IP	2,050	2.63%

Total Capacity represents the maximum number of members that PCPs request to have assigned within OHCA's limit. Panels on hold status are excluded from the capacity calculation.

Provider Network by Program



Acronyms

- DDSD - Developmental Disabilities Services Division
- DME - Durable Medical Equipment
- IP - Individual Plan
- I/T/U - Indian Health Service/Tribal/ Urban Indian
- LTC - Long-Term Care
- PCMH - Patient Centered Medical Home
- PCP - Primary Care Provider

Provider Fast Facts by County

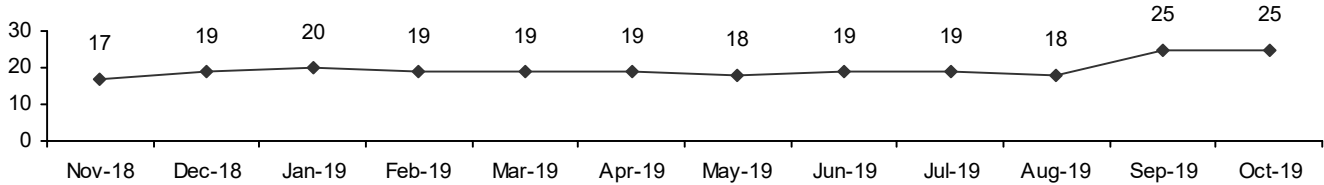
October 2019

Jefferson County



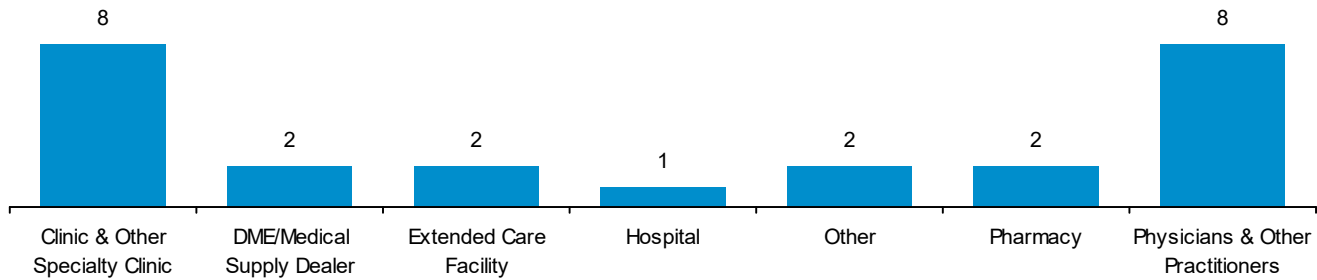
Provider Network is providers who are contracted to provide health care services by locations, programs, types, and specialties. Providers are being counted multiple times if they have multiple locations, programs, types, and/or specialties. The term “contracted” is defined as a provider that was enrolled with Oklahoma SoonerCare within the reporting period, it does not necessarily indicate participation.

Provider Network Count



September 2019 revised methodology

Provider Network by Type

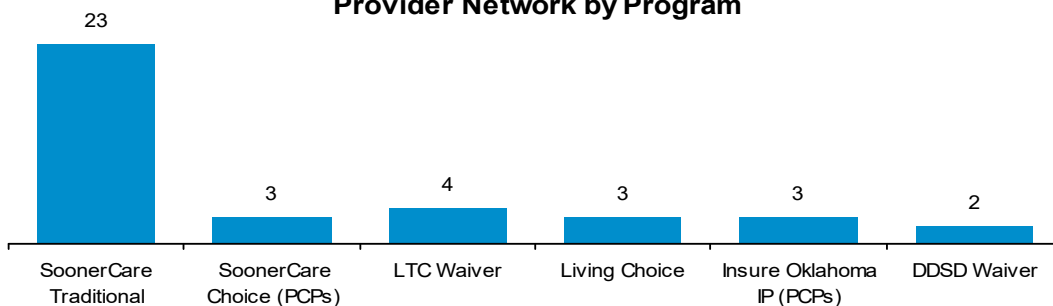


Primary Care Provider (PCP) Capacities

SoonerCare Program	Total Capacity	% of Capacity Used
SoonerCare Choice	900	52.22%
Insure Oklahoma IP	200	3.50%

Total Capacity represents the maximum number of members that PCPs request to have assigned within OHCA's limit. Panels on hold status are excluded from the capacity calculation.

Provider Network by Program



Acronyms

- DDSD - Developmental Disabilities Services Division
- DME - Durable Medical Equipment
- IP - Individual Plan
- I/T/U - Indian Health Service/Tribal/ Urban Indian
- LTC - Long-Term Care
- PCMH - Patient Centered Medical Home
- PCP - Primary Care Provider

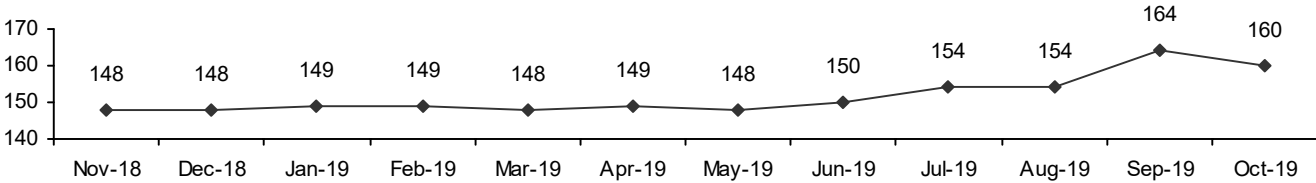
Provider Fast Facts by County

October 2019

Johnston County

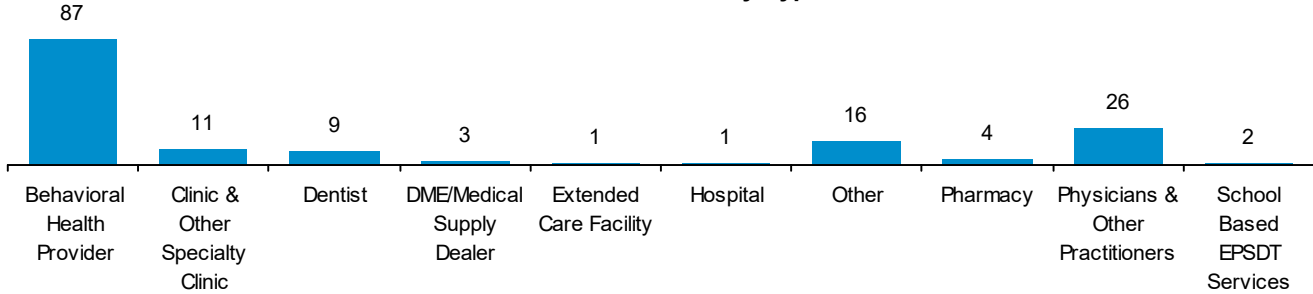
Provider Network is providers who are contracted to provide health care services by locations, programs, types, and specialties. Providers are being counted multiple times if they have multiple locations, programs, types, and/or specialties. The term “contracted” is defined as a provider that was enrolled with Oklahoma SoonerCare within the reporting period, it does not necessarily indicate participation.

Provider Network Count



September 2019 revised methodology

Provider Network by Type

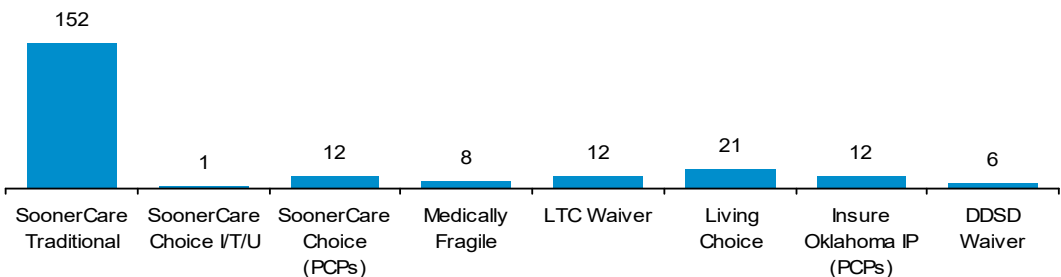


Primary Care Provider (PCP) Capacities

SoonerCare Program	Total Capacity	% of Capacity Used
SoonerCare Choice	5,925	22.87%
SoonerCare Choice I/T/U	500	60.60%
Insure Oklahoma IP	2,825	3.29%

Total Capacity represents the maximum number of members that PCPs request to have assigned within OHCA’s limit. Panels on hold status are excluded from the capacity calculation.

Provider Network by Program



Acronyms

- DDSD - Developmental Disabilities Services Division
- DME - Durable Medical Equipment
- IP - Individual Plan
- I/T/U - Indian Health Service/Tribal/ Urban Indian
- LTC - Long-Term Care
- PCMH - Patient Centered Medical Home
- PCP - Primary Care Provider

Provider Fast Facts by County

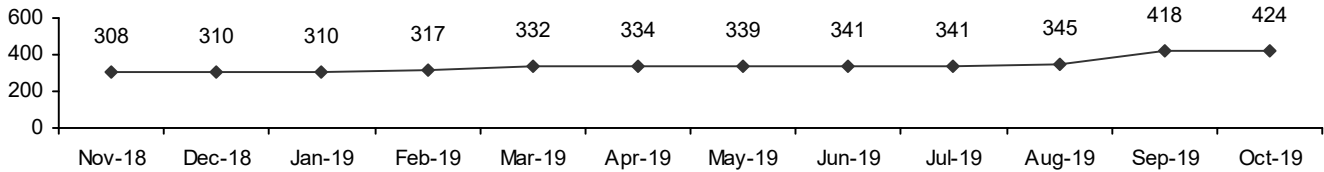
October 2019

Kay County



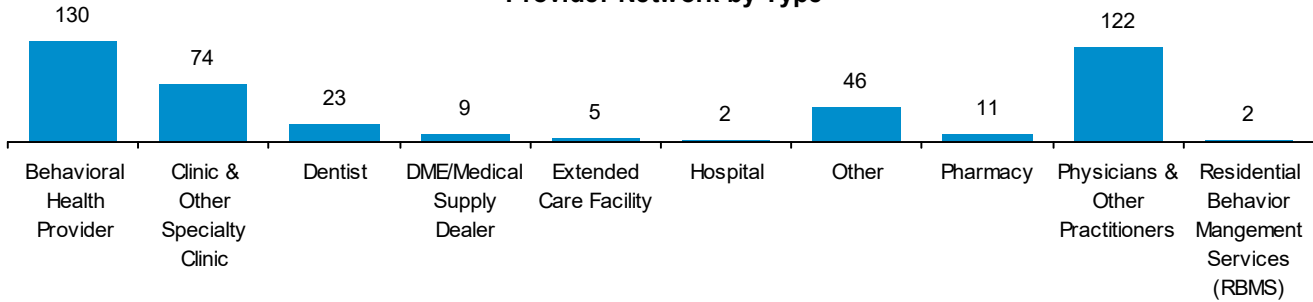
Provider Network is providers who are contracted to provide health care services by locations, programs, types, and specialties. Providers are being counted multiple times if they have multiple locations, programs, types, and/or specialties. The term “contracted” is defined as a provider that was enrolled with Oklahoma SoonerCare within the reporting period, it does not necessarily indicate participation.

Provider Network Count



September 2019 revised methodology

Provider Network by Type

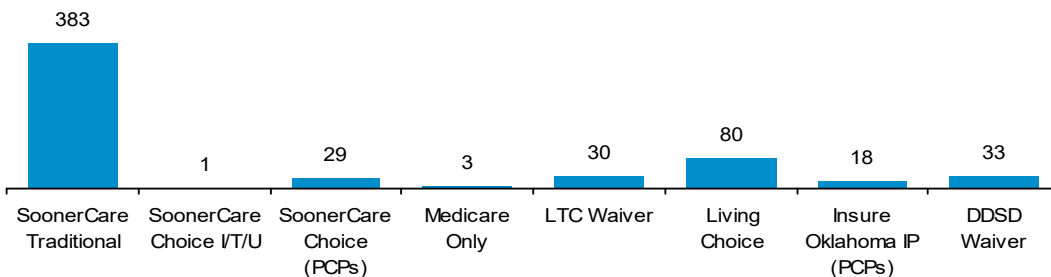


Primary Care Provider (PCP) Capacities

SoonerCare Program	Total Capacity	% of Capacity Used
SoonerCare Choice	16,000	46.86%
SoonerCare Choice I/T/U	100	79.00%
Insure Oklahoma IP	3,700	1.00%

Total Capacity represents the maximum number of members that PCPs request to have assigned within OHCA's limit. Panels on hold status are excluded from the capacity calculation.

Provider Network by Program



Acronyms

- DDSD - Developmental Disabilities Services Division
- DME - Durable Medical Equipment
- IP - Individual Plan
- I/T/U - Indian Health Service/Tribal/ Urban Indian
- LTC - Long-Term Care
- PCMH - Patient Centered Medical Home
- PCP - Primary Care Provider

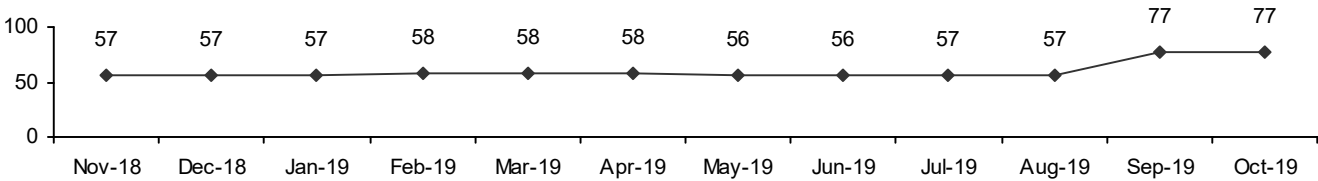
Provider Fast Facts by County

October 2019

Kingfisher County

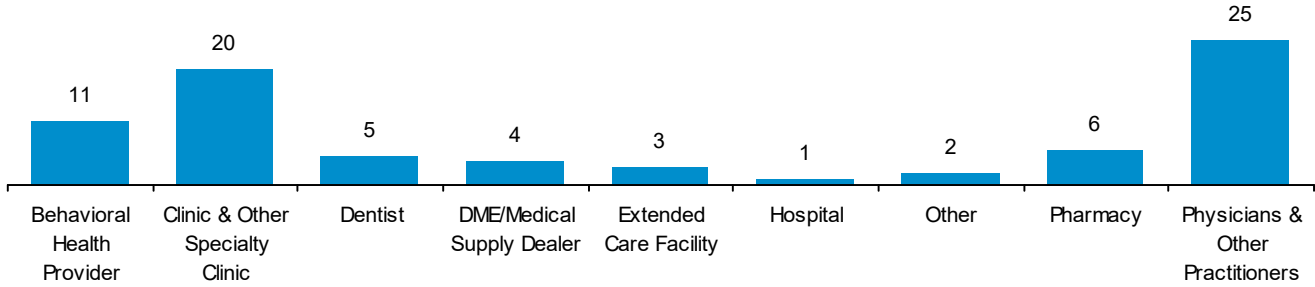
Provider Network is providers who are contracted to provide health care services by locations, programs, types, and specialties. Providers are being counted multiple times if they have multiple locations, programs, types, and/or specialties. The term "contracted" is defined as a provider that was enrolled with Oklahoma SoonerCare within the reporting period, it does not necessarily indicate participation.

Provider Network Count



September 2019 revised methodology

Provider Network by Type

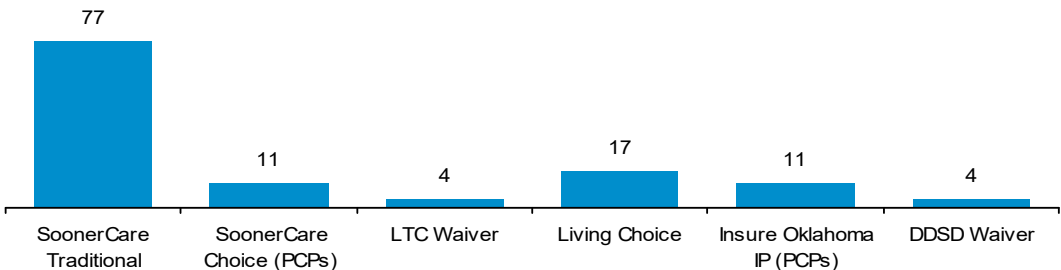


Primary Care Provider (PCP) Capacities

SoonerCare Program	Total Capacity	% of Capacity Used
SoonerCare Choice	8,550	22.21%
Insure Oklahoma IP	2,600	0.81%

Total Capacity represents the maximum number of members that PCPs request to have assigned within OHCA's limit. Panels on hold status are excluded from the capacity calculation.

Provider Network by Program



Acronyms

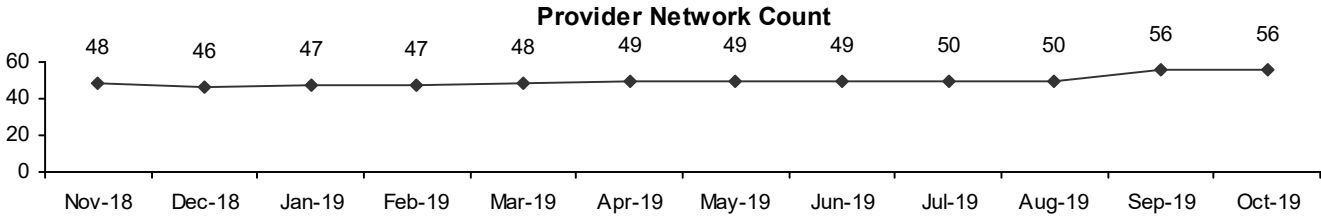
- DDSD - Developmental Disabilities Services Division
- DME - Durable Medical Equipment
- IP - Individual Plan
- I/T/U - Indian Health Service/Tribal/ Urban Indian
- LTC - Long-Term Care
- PCMH - Patient Centered Medical Home
- PCP - Primary Care Provider

Provider Fast Facts by County

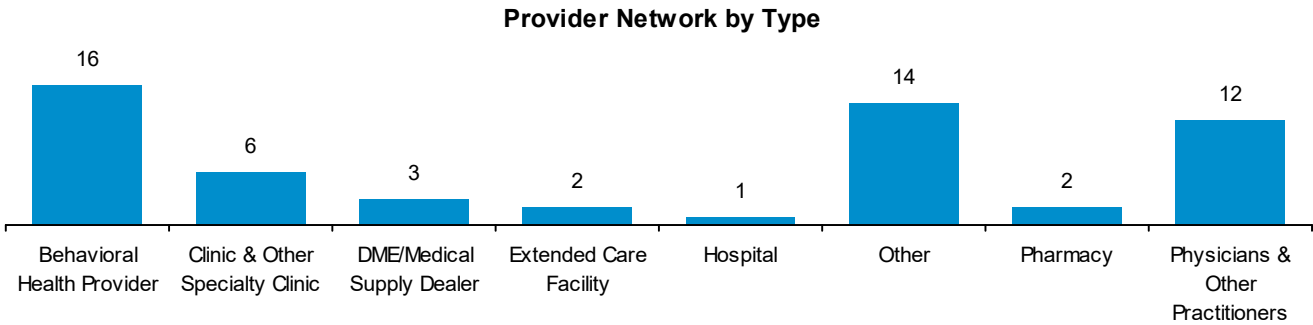
October 2019

Kiowa County

Provider Network is providers who are contracted to provide health care services by locations, programs, types, and specialties. Providers are being counted multiple times if they have multiple locations, programs, types, and/or specialties. The term "contracted" is defined as a provider that was enrolled with Oklahoma SoonerCare within the reporting period, it does not necessarily indicate participation.



September 2019 revised methodology

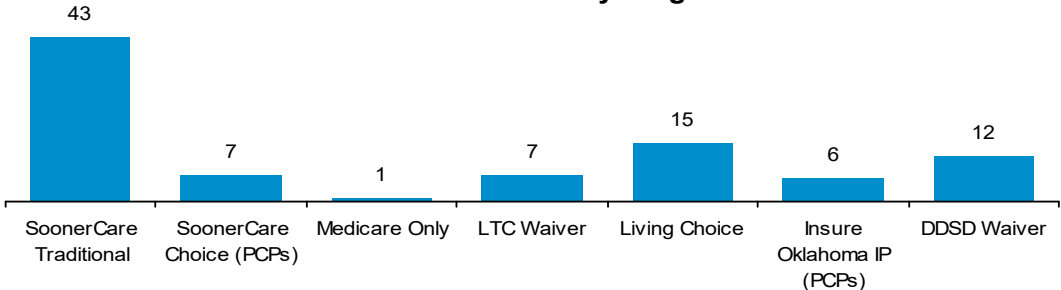


Primary Care Provider (PCP) Capacities

SoonerCare Program	Total Capacity	% of Capacity Used
SoonerCare Choice	2,200	51.50%
Insure Oklahoma IP	1,300	0.92%

Total Capacity represents the maximum number of members that PCPs request to have assigned within OHCA's limit. Panels on hold status are excluded from the capacity calculation.

Provider Network by Program



Acronyms

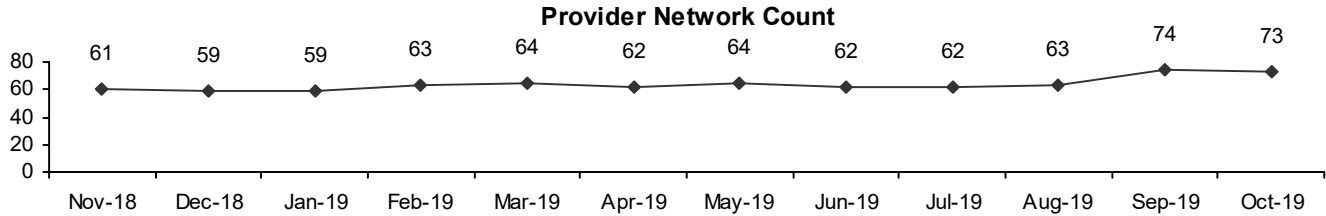
- DDSD - Developmental Disabilities Services Division
- DME - Durable Medical Equipment
- IP - Individual Plan
- I/T/U - Indian Health Service/Tribal/ Urban Indian
- LTC - Long-Term Care
- PCMH - Patient Centered Medical Home
- PCP - Primary Care Provider

Provider Fast Facts by County

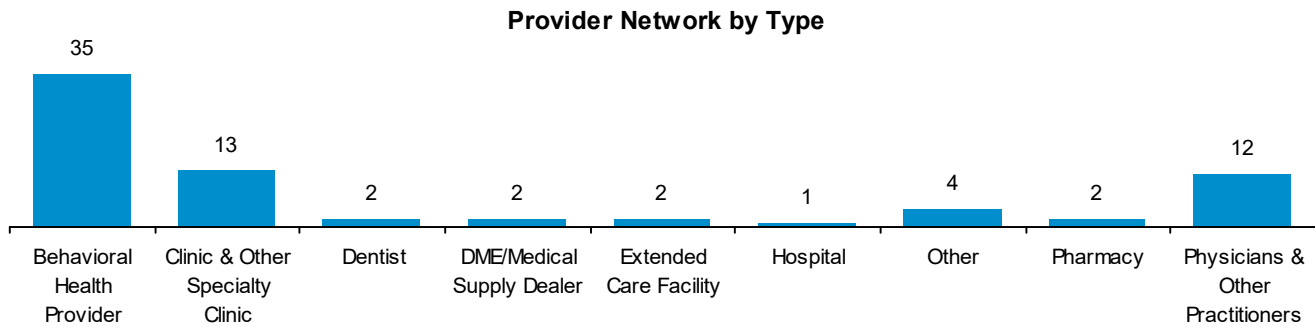
October 2019

Latimer County

Provider Network is providers who are contracted to provide health care services by locations, programs, types, and specialties. Providers are being counted multiple times if they have multiple locations, programs, types, and/or specialties. The term "contracted" is defined as a provider that was enrolled with Oklahoma SoonerCare within the reporting period, it does not necessarily indicate participation.



September 2019 revised methodology

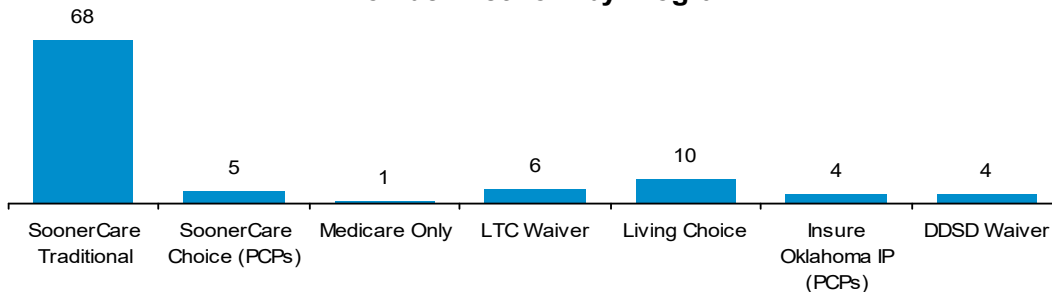


Primary Care Provider (PCP) Capacities

SoonerCare Program	Total Capacity	% of Capacity Used
SoonerCare Choice	6,000	15.37%
Insure Oklahoma IP	1,900	0.89%

Total Capacity represents the maximum number of members that PCPs request to have assigned within OHCA's limit. Panels on hold status are excluded from the capacity calculation.

Provider Network by Program



Acronyms

- DDSD - Developmental Disabilities Services Division
- DME - Durable Medical Equipment
- IP - Individual Plan
- I/T/U - Indian Health Service/Tribal/ Urban Indian
- LTC - Long-Term Care
- PCMH - Patient Centered Medical Home
- PCP - Primary Care Provider

Provider Fast Facts by County

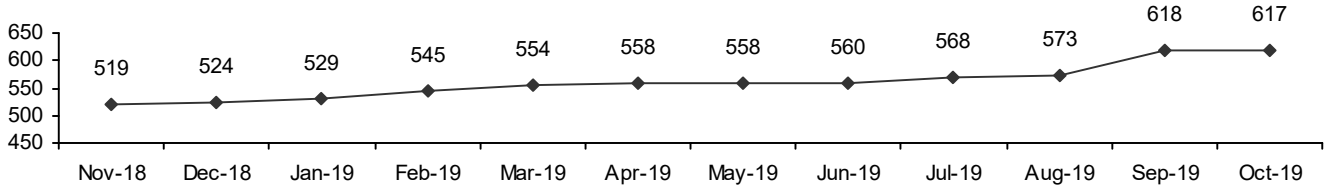
October 2019

LeFlore County



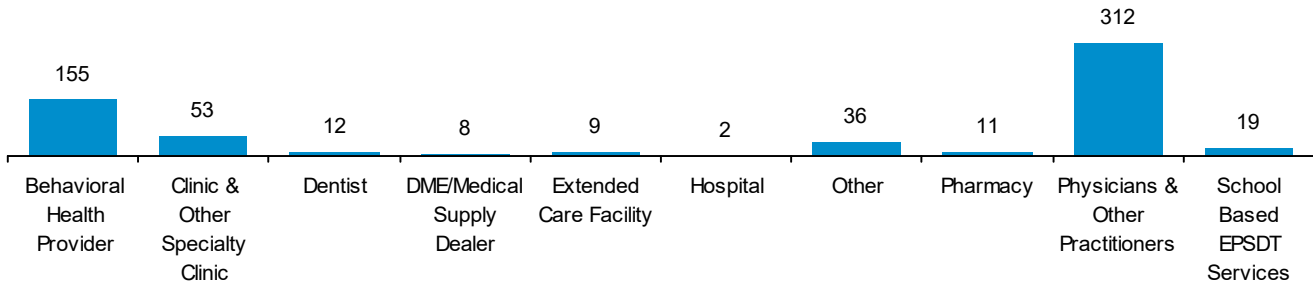
Provider Network is providers who are contracted to provide health care services by locations, programs, types, and specialties. Providers are being counted multiple times if they have multiple locations, programs, types, and/or specialties. The term “contracted” is defined as a provider that was enrolled with Oklahoma SoonerCare within the reporting period, it does not necessarily indicate participation.

Provider Network Count



September 2019 revised methodology

Provider Network by Type

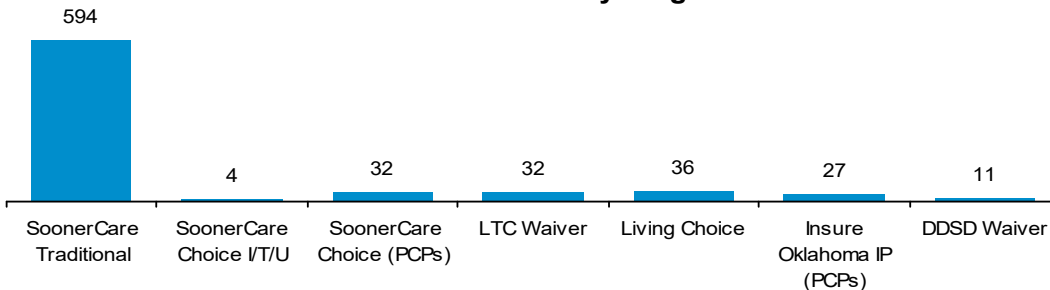


Primary Care Provider (PCP) Capacities

SoonerCare Program	Total Capacity	% of Capacity Used
SoonerCare Choice	21,730	32.27%
SoonerCare Choice I/T/U	8,000	33.44%
Insure Oklahoma IP	5,870	1.06%

Total Capacity represents the maximum number of members that PCPs request to have assigned within OHCA’s limit. Panels on hold status are excluded from the capacity calculation.

Provider Network by Program



Acronyms

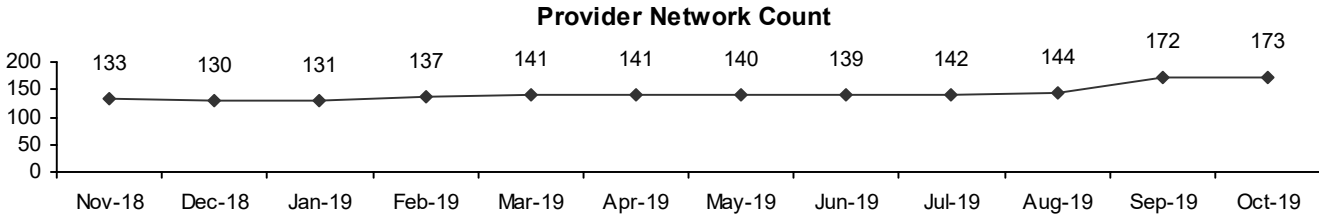
- DDSD - Developmental Disabilities Services Division
- DME - Durable Medical Equipment
- IP - Individual Plan
- I/T/U - Indian Health Service/Tribal/ Urban Indian
- LTC - Long-Term Care
- PCMH - Patient Centered Medical Home
- PCP - Primary Care Provider

Provider Fast Facts by County

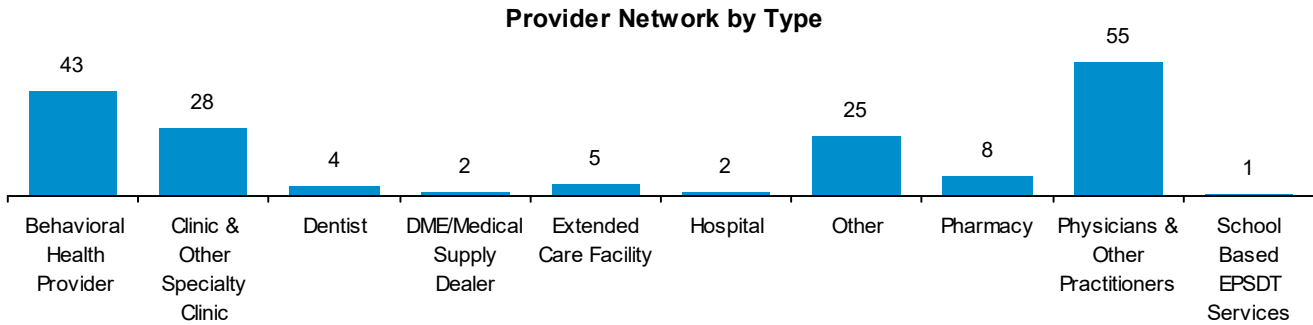
October 2019

Lincoln County

Provider Network is providers who are contracted to provide health care services by locations, programs, types, and specialties. Providers are being counted multiple times if they have multiple locations, programs, types, and/or specialties. The term "contracted" is defined as a provider that was enrolled with Oklahoma SoonerCare within the reporting period, it does not necessarily indicate participation.



September 2019 revised methodology

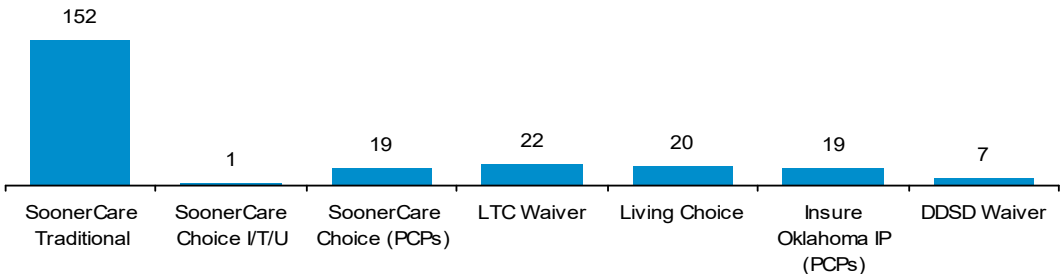


Primary Care Provider (PCP) Capacities

SoonerCare Program	Total Capacity	% of Capacity Used
SoonerCare Choice	10,550	20.24%
SoonerCare Choice I/T/U	99	40.40%
Insure Oklahoma IP	2,500	1.52%

Total Capacity represents the maximum number of members that PCPs request to have assigned within OHCA's limit. Panels on hold status are excluded from the capacity calculation.

Provider Network by Program



Acronyms

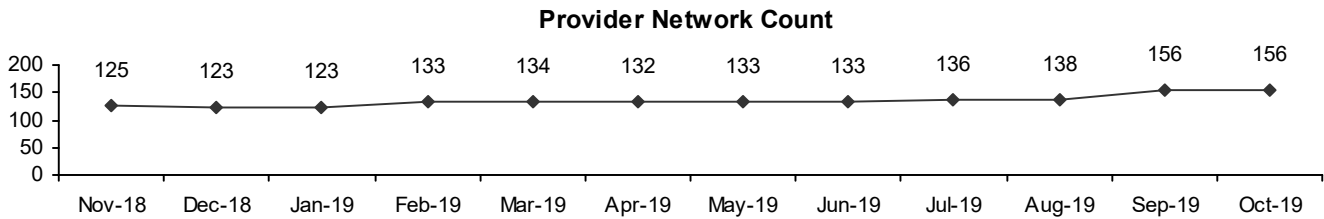
- DDSD - Developmental Disabilities Services Division
- DME - Durable Medical Equipment
- IP - Individual Plan
- I/T/U - Indian Health Service/Tribal/ Urban Indian
- LTC - Long-Term Care
- PCMH - Patient Centered Medical Home
- PCP - Primary Care Provider

Provider Fast Facts by County

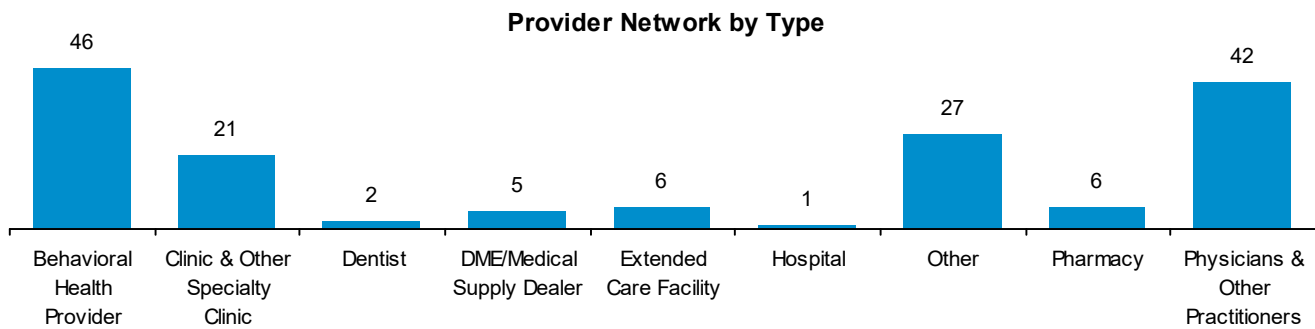
October 2019

Logan County

Provider Network is providers who are contracted to provide health care services by locations, programs, types, and specialties. Providers are being counted multiple times if they have multiple locations, programs, types, and/or specialties. The term "contracted" is defined as a provider that was enrolled with Oklahoma SoonerCare within the reporting period, it does not necessarily indicate participation.



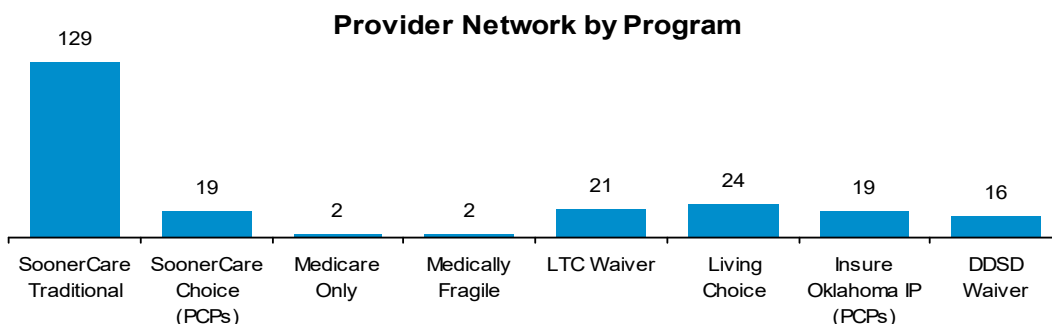
September 2019 revised methodology



Primary Care Provider (PCP) Capacities

SoonerCare Program	Total Capacity	% of Capacity Used
SoonerCare Choice	13,750	21.35%
Insure Oklahoma IP	6,800	0.56%

Total Capacity represents the maximum number of members that PCPs request to have assigned within OHCA's limit. Panels on hold status are excluded from the capacity calculation.



Acronyms

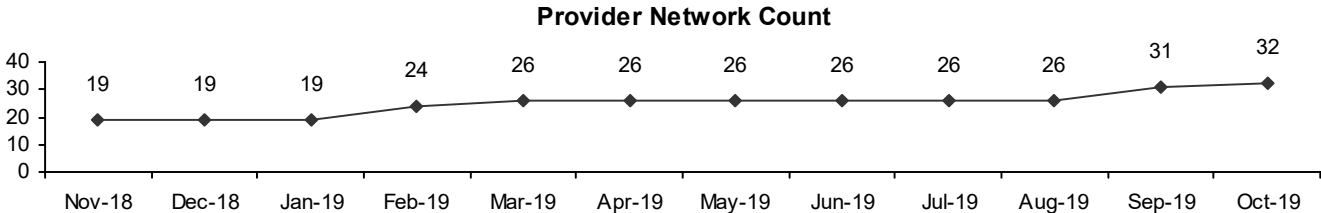
- DDSD - Developmental Disabilities Services Division
- DME - Durable Medical Equipment
- IP - Individual Plan
- I/T/U - Indian Health Service/Tribal/ Urban Indian
- LTC - Long-Term Care
- PCMH - Patient Centered Medical Home
- PCP - Primary Care Provider

Provider Fast Facts by County

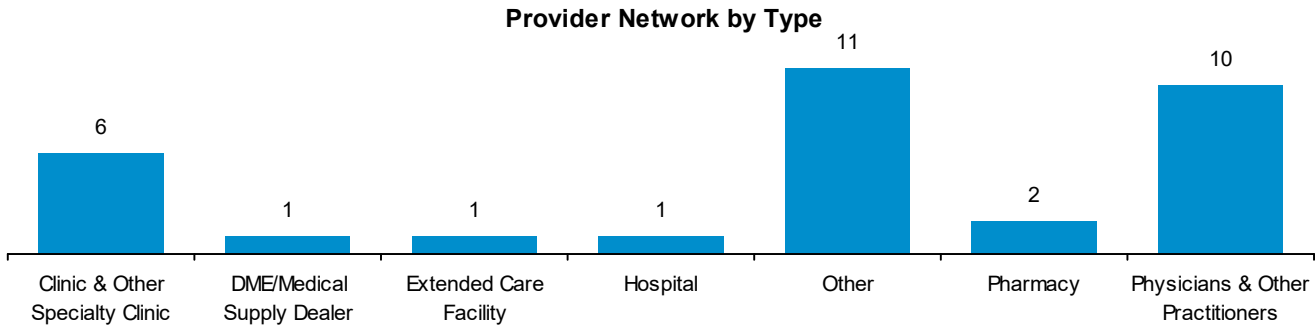
October 2019

Love County

Provider Network is providers who are contracted to provide health care services by locations, programs, types, and specialties. Providers are being counted multiple times if they have multiple locations, programs, types, and/or specialties. The term "contracted" is defined as a provider that was enrolled with Oklahoma SoonerCare within the reporting period, it does not necessarily indicate participation.



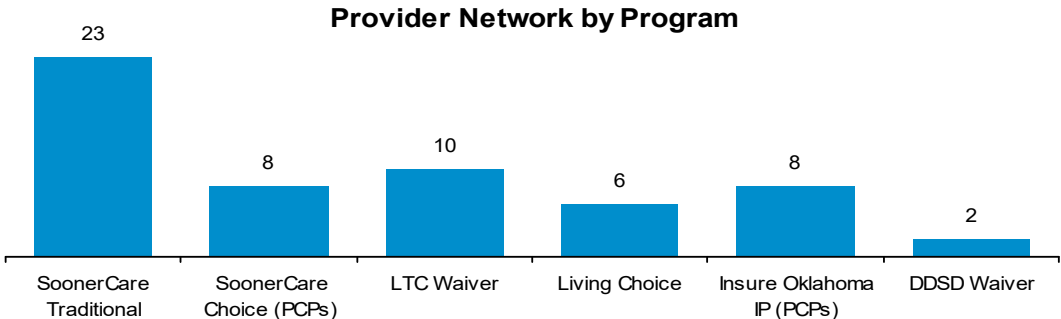
September 2019 revised methodology



Primary Care Provider (PCP) Capacities

SoonerCare Program	Total Capacity	% of Capacity Used
SoonerCare Choice	12,500	5.44%
Insure Oklahoma IP	50	4.00%

Total Capacity represents the maximum number of members that PCPs request to have assigned within OHCA's limit. Panels on hold status are excluded from the capacity calculation.



Acronyms

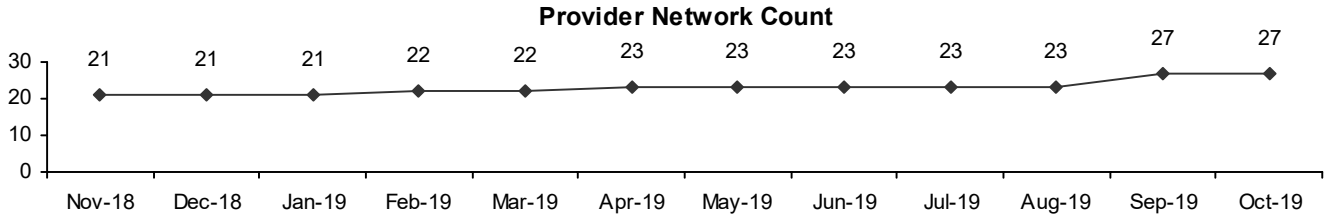
- DDSD - Developmental Disabilities Services Division
- DME - Durable Medical Equipment
- IP - Individual Plan
- I/T/U - Indian Health Service/Tribal/ Urban Indian
- LTC - Long-Term Care
- PCMH - Patient Centered Medical Home
- PCP - Primary Care Provider

Provider Fast Facts by County

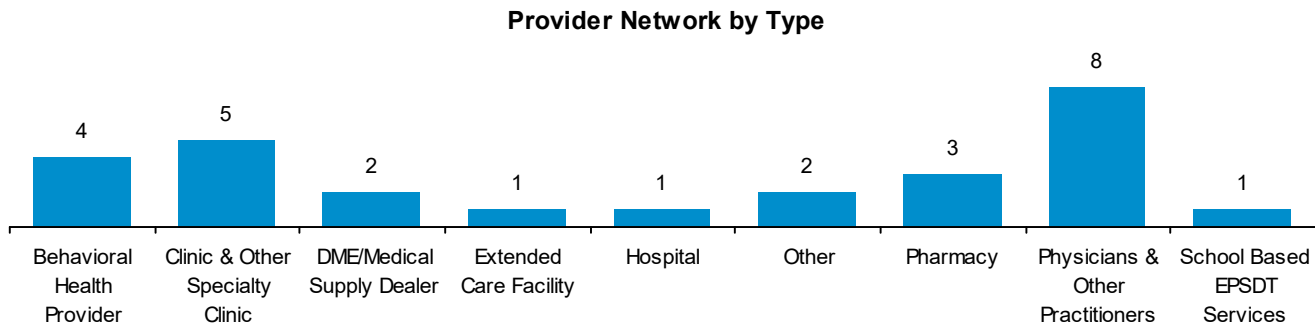
October 2019

Major County

Provider Network is providers who are contracted to provide health care services by locations, programs, types, and specialties. Providers are being counted multiple times if they have multiple locations, programs, types, and/or specialties. The term "contracted" is defined as a provider that was enrolled with Oklahoma SoonerCare within the reporting period, it does not necessarily indicate participation.



September 2019 revised methodology

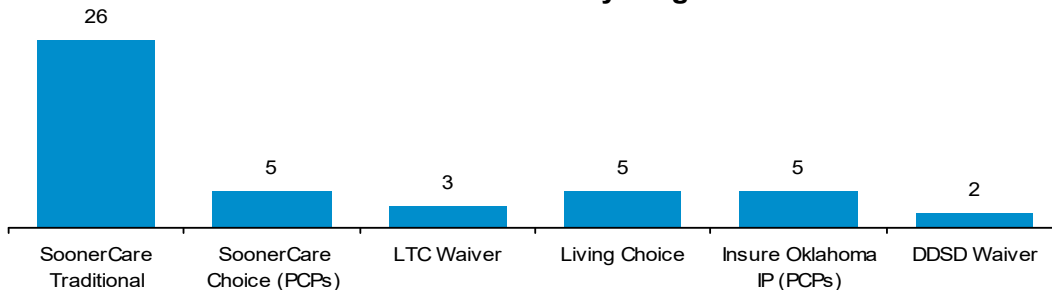


Primary Care Provider (PCP) Capacities

SoonerCare Program	Total Capacity	% of Capacity Used
SoonerCare Choice	1,000	53.50%
Insure Oklahoma IP	500	2.20%

Total Capacity represents the maximum number of members that PCPs request to have assigned within OHCA's limit. Panels on hold status are excluded from the capacity calculation.

Provider Network by Program



Acronyms

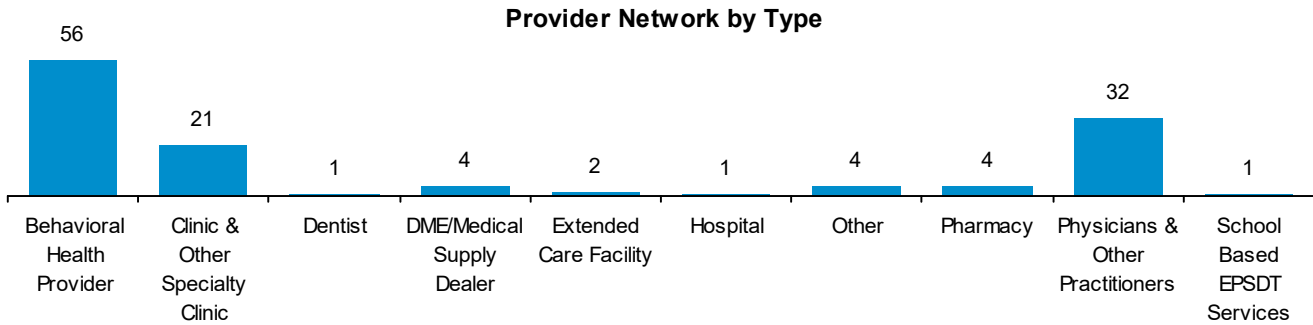
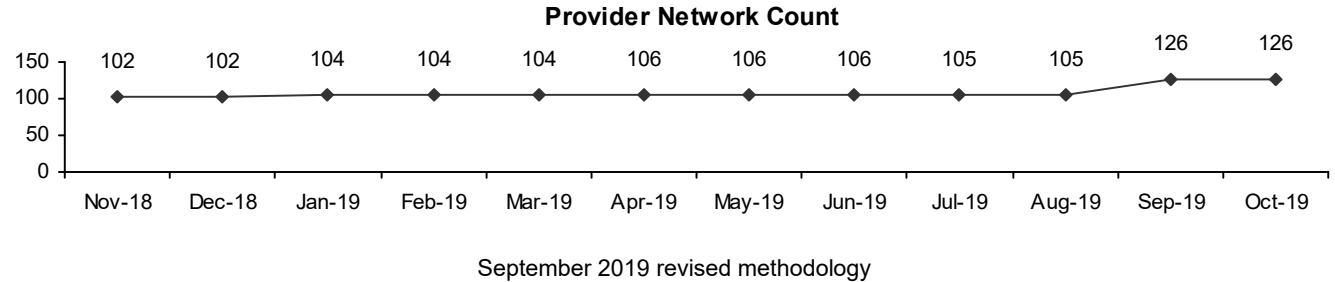
- DDSD - Developmental Disabilities Services Division
- DME - Durable Medical Equipment
- IP - Individual Plan
- I/T/U - Indian Health Service/Tribal/ Urban Indian
- LTC - Long-Term Care
- PCMH - Patient Centered Medical Home
- PCP - Primary Care Provider

Provider Fast Facts by County

October 2019

Marshall County

Provider Network is providers who are contracted to provide health care services by locations, programs, types, and specialties. Providers are being counted multiple times if they have multiple locations, programs, types, and/or specialties. The term “contracted” is defined as a provider that was enrolled with Oklahoma SoonerCare within the reporting period, it does not necessarily indicate participation.

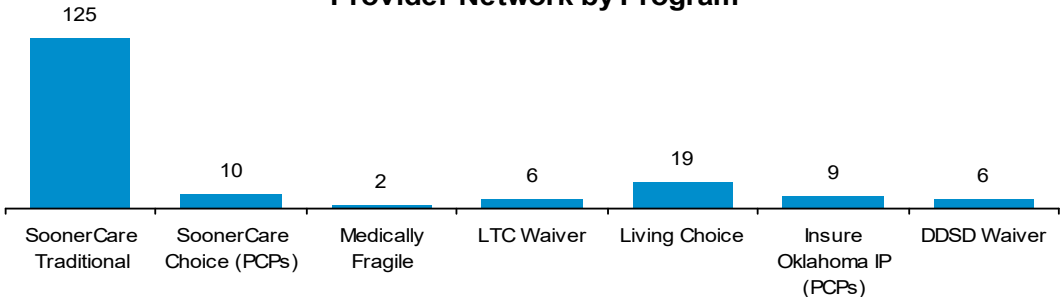


Primary Care Provider (PCP) Capacities

SoonerCare Program	Total Capacity	% of Capacity Used
SoonerCare Choice	7,100	19.10%
Insure Oklahoma IP	3,550	0.45%

Total Capacity represents the maximum number of members that PCPs request to have assigned within OHCA’s limit. Panels on hold status are excluded from the capacity calculation.

Provider Network by Program



Acronyms

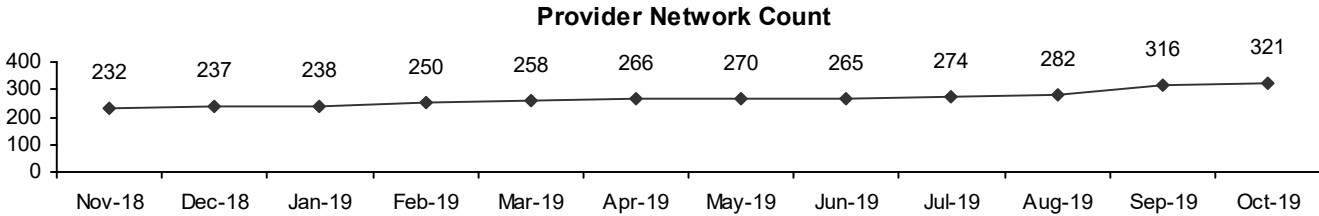
- DDSD - Developmental Disabilities Services Division
- DME - Durable Medical Equipment
- IP - Individual Plan
- I/T/U - Indian Health Service/Tribal/ Urban Indian
- LTC - Long-Term Care
- PCMH - Patient Centered Medical Home
- PCP - Primary Care Provider

Provider Fast Facts by County

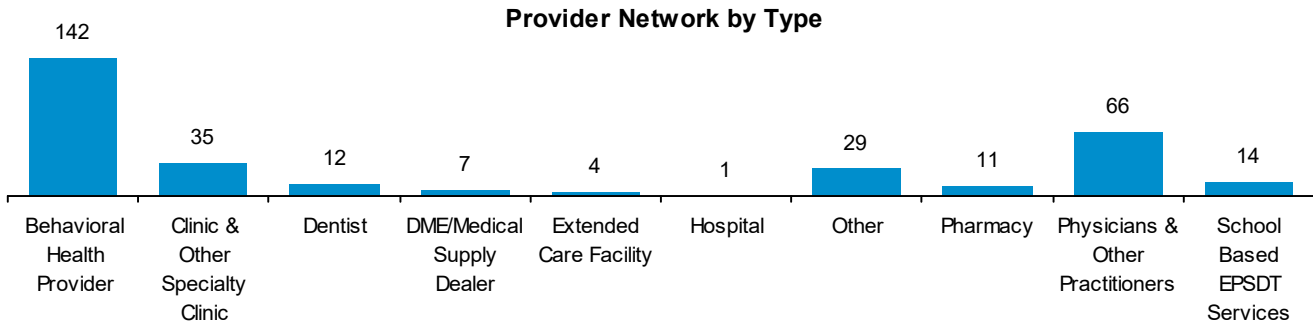
October 2019

Mayes County

Provider Network is providers who are contracted to provide health care services by locations, programs, types, and specialties. Providers are being counted multiple times if they have multiple locations, programs, types, and/or specialties. The term "contracted" is defined as a provider that was enrolled with Oklahoma SoonerCare within the reporting period, it does not necessarily indicate participation.



September 2019 revised methodology

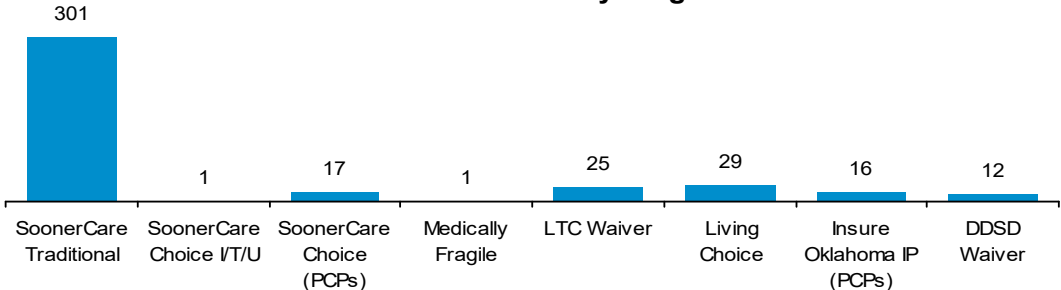


Primary Care Provider (PCP) Capacities

SoonerCare Program	Total Capacity	% of Capacity Used
SoonerCare Choice	7,600	59.16%
SoonerCare Choice I/T/U	2,500	13.20%
Insure Oklahoma IP	3,700	1.00%

Total Capacity represents the maximum number of members that PCPs request to have assigned within OHCA's limit. Panels on hold status are excluded from the capacity calculation.

Provider Network by Program



Acronyms

- DDSD - Developmental Disabilities Services Division
- DME - Durable Medical Equipment
- IP - Individual Plan
- I/T/U - Indian Health Service/Tribal/ Urban Indian
- LTC - Long-Term Care
- PCMH - Patient Centered Medical Home
- PCP - Primary Care Provider

Provider Fast Facts by County

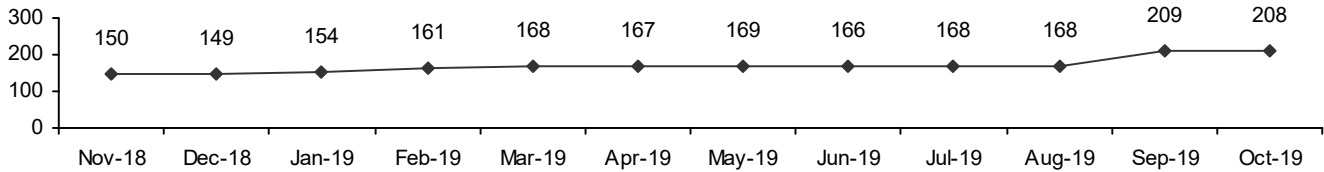
October 2019

McClain County



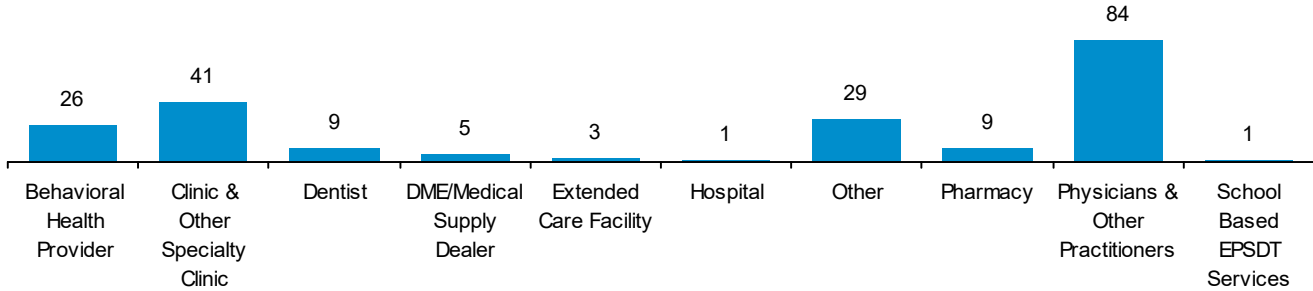
Provider Network is providers who are contracted to provide health care services by locations, programs, types, and specialties. Providers are being counted multiple times if they have multiple locations, programs, types, and/or specialties. The term “contracted” is defined as a provider that was enrolled with Oklahoma SoonerCare within the reporting period, it does not necessarily indicate participation.

Provider Network Count



September 2019 revised methodology

Provider Network by Type

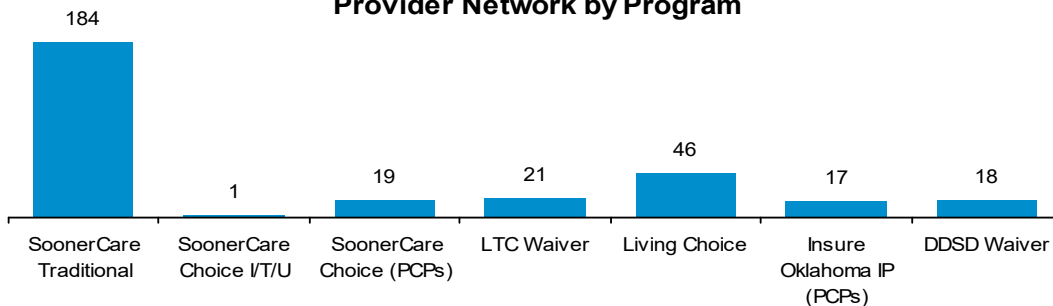


Primary Care Provider (PCP) Capacities

SoonerCare Program	Total Capacity	% of Capacity Used
SoonerCare Choice	11,970	27.73%
SoonerCare Choice I/T/U	500	41.60%
Insure Oklahoma IP	2,935	1.64%

Total Capacity represents the maximum number of members that PCPs request to have assigned within OHCA's limit. Panels on hold status are excluded from the capacity calculation.

Provider Network by Program



Acronyms

- DDSD - Developmental Disabilities Services Division
- DME - Durable Medical Equipment
- IP - Individual Plan
- I/T/U - Indian Health Service/Tribal/ Urban Indian
- LTC - Long-Term Care
- PCMH - Patient Centered Medical Home
- PCP - Primary Care Provider

Provider Fast Facts by County

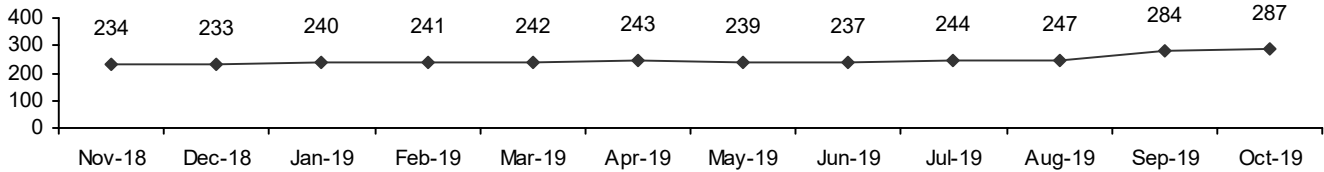
October 2019



McCurtain County

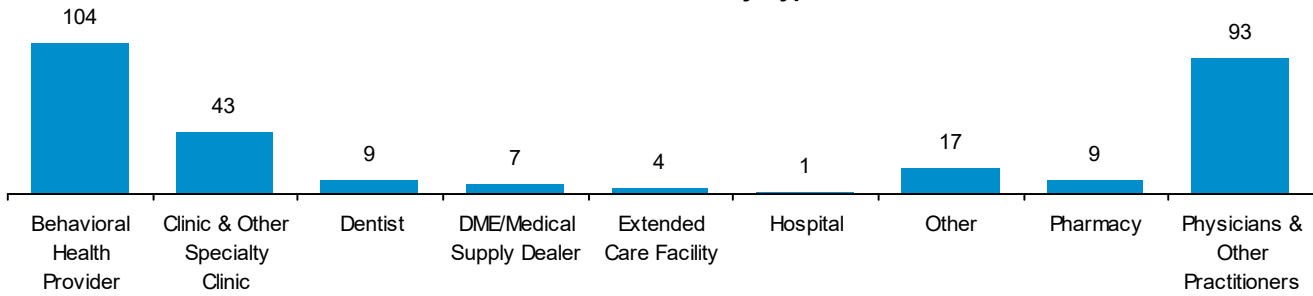
Provider Network is providers who are contracted to provide health care services by locations, programs, types, and specialties. Providers are being counted multiple times if they have multiple locations, programs, types, and/or specialties. The term “contracted” is defined as a provider that was enrolled with Oklahoma SoonerCare within the reporting period, it does not necessarily indicate participation.

Provider Network Count



September 2019 revised methodology

Provider Network by Type

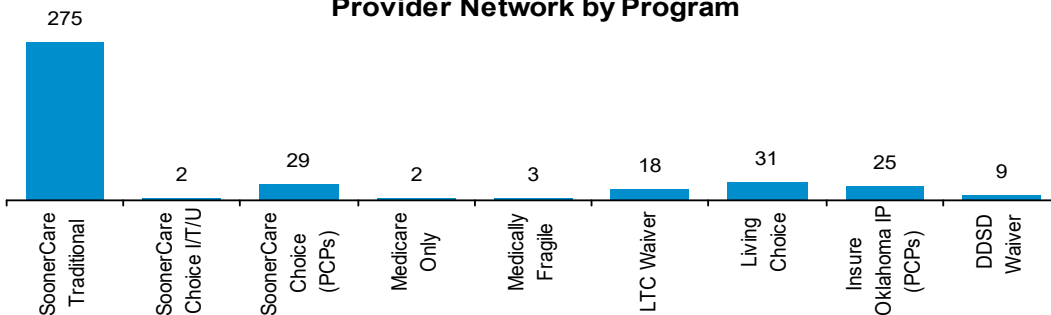


Primary Care Provider (PCP) Capacities

SoonerCare Program	Total Capacity	% of Capacity Used
SoonerCare Choice	23,169	24.53%
SoonerCare Choice I/T/U	3,750	14.77%
Insure Oklahoma IP	8,985	0.67%

Total Capacity represents the maximum number of members that PCPs request to have assigned within OHCA's limit. Panels on hold status are excluded from the capacity calculation.

Provider Network by Program



Acronyms

- DDSD - Developmental Disabilities Services Division
- DME - Durable Medical Equipment
- IP - Individual Plan
- I/T/U - Indian Health Service/Tribal/ Urban Indian
- LTC - Long-Term Care
- PCMH - Patient Centered Medical Home
- PCP - Primary Care Provider

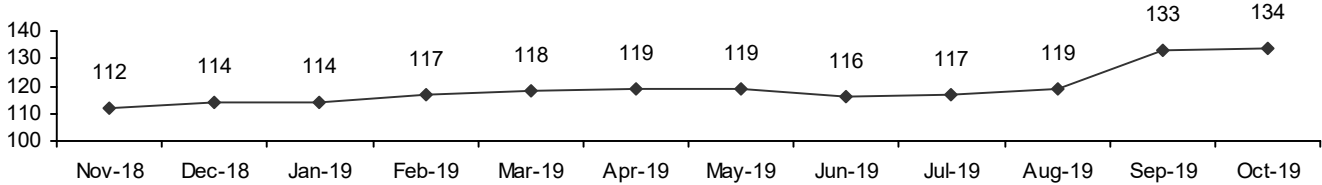
Provider Fast Facts by County

October 2019

McIntosh County

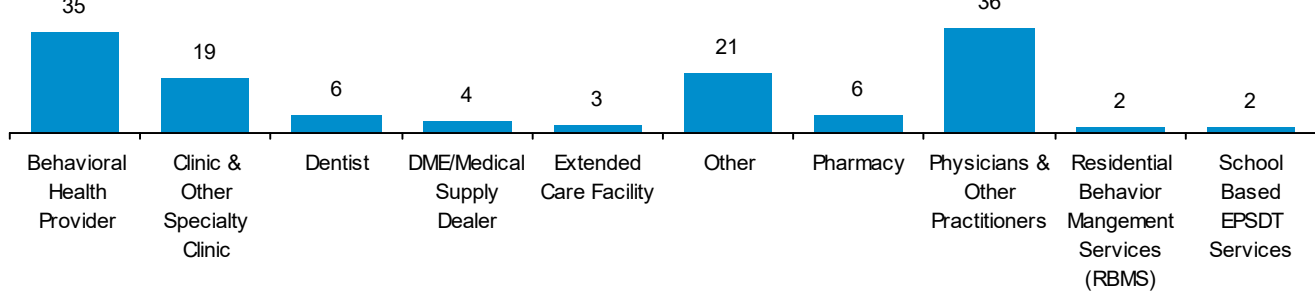
Provider Network is providers who are contracted to provide health care services by locations, programs, types, and specialties. Providers are being counted multiple times if they have multiple locations, programs, types, and/or specialties. The term “contracted” is defined as a provider that was enrolled with Oklahoma SoonerCare within the reporting period, it does not necessarily indicate participation.

Provider Network Count



September 2019 revised methodology

Provider Network by Type

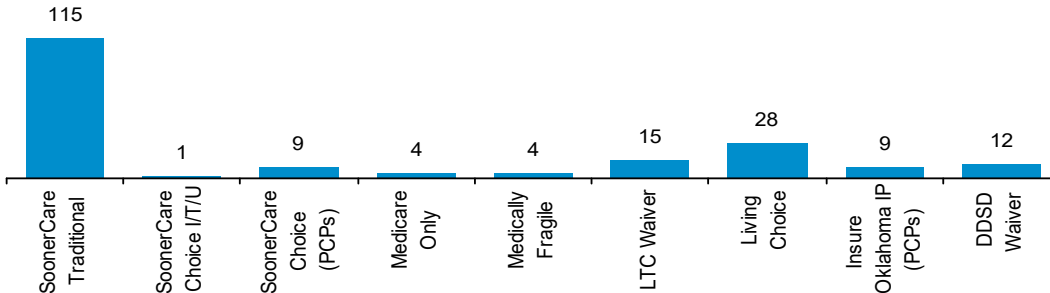


Primary Care Provider (PCP) Capacities

SoonerCare Program	Total Capacity	% of Capacity Used
SoonerCare Choice	4,700	33.32%
SoonerCare Choice I/T/U	800	30.63%
Insure Oklahoma IP	3,900	0.77%

Total Capacity represents the maximum number of members that PCPs request to have assigned within OHCA’s limit. Panels on hold status are excluded from the capacity calculation.

Provider Network by Program



Acronyms

- DDSD - Developmental Disabilities Services Division
- DME - Durable Medical Equipment
- IP - Individual Plan
- I/T/U - Indian Health Service/Tribal/ Urban Indian
- LTC - Long-Term Care
- PCMH - Patient Centered Medical Home
- PCP - Primary Care Provider

Provider Fast Facts by County

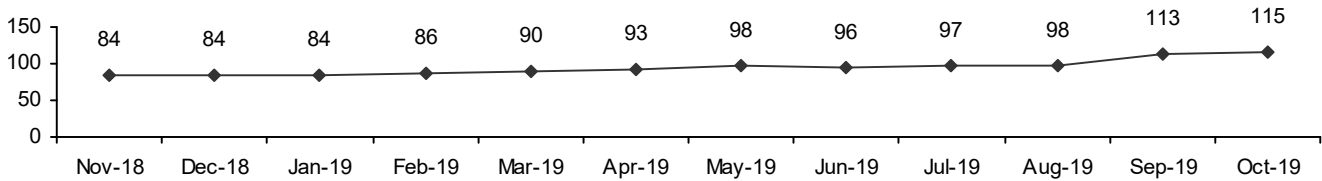
October 2019



Murray County

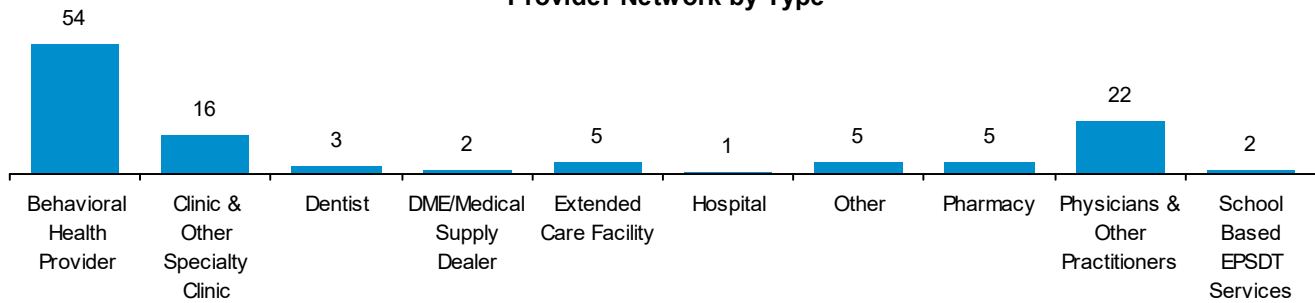
Provider Network is providers who are contracted to provide health care services by locations, programs, types, and specialties. Providers are being counted multiple times if they have multiple locations, programs, types, and/or specialties. The term “contracted” is defined as a provider that was enrolled with Oklahoma SoonerCare within the reporting period, it does not necessarily indicate participation.

Provider Network Count



September 2019 revised methodology

Provider Network by Type

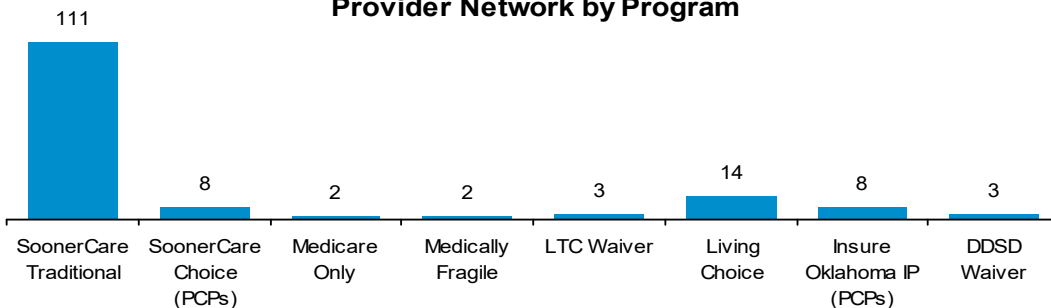


Primary Care Provider (PCP) Capacities

SoonerCare Program	Total Capacity	% of Capacity Used
SoonerCare Choice	5,775	19.76%
Insure Oklahoma IP	2,425	0.45%

Total Capacity represents the maximum number of members that PCPs request to have assigned within OHCA's limit. Panels on hold status are excluded from the capacity calculation.

Provider Network by Program



Acronyms

- DDSD - Developmental Disabilities Services Division
- DME - Durable Medical Equipment
- IP - Individual Plan
- I/T/U - Indian Health Service/Tribal/ Urban Indian
- LTC - Long-Term Care
- PCMH - Patient Centered Medical Home
- PCP - Primary Care Provider

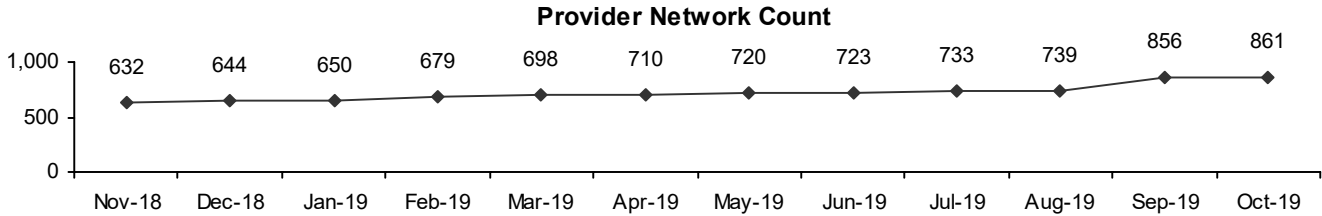
Provider Fast Facts by County

October 2019

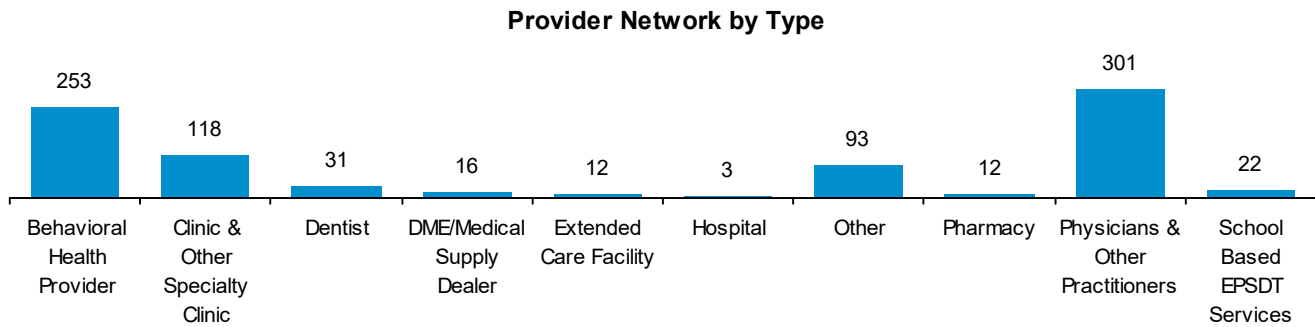


Muskogee County

Provider Network is providers who are contracted to provide health care services by locations, programs, types, and specialties. Providers are being counted multiple times if they have multiple locations, programs, types, and/or specialties. The term “contracted” is defined as a provider that was enrolled with Oklahoma SoonerCare within the reporting period, it does not necessarily indicate participation.



September 2019 revised methodology

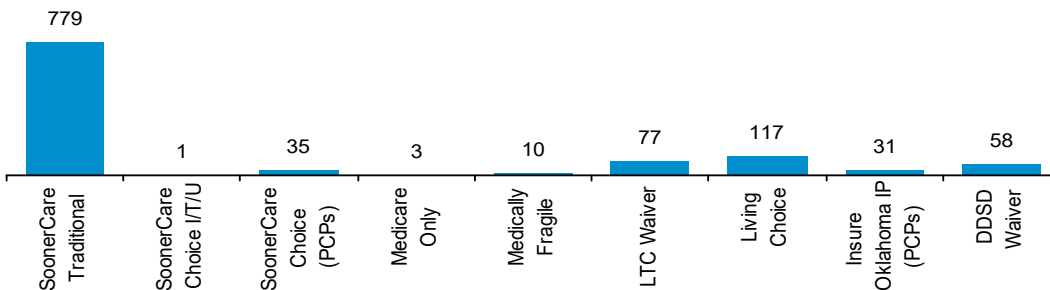


Primary Care Provider (PCP) Capacities

SoonerCare Program	Total Capacity	% of Capacity Used
SoonerCare Choice	33,043	34.19%
SoonerCare Choice I/T/U	2,500	43.48%
Insure Oklahoma IP	6,862	0.74%

Total Capacity represents the maximum number of members that PCPs request to have assigned within OHCA's limit. Panels on hold status are excluded from the capacity calculation.

Provider Network by Program



Acronyms

- DDSD - Developmental Disabilities Services Division
- DME - Durable Medical Equipment
- IP - Individual Plan
- I/T/U - Indian Health Service/Tribal/ Urban Indian
- LTC - Long-Term Care
- PCMH - Patient Centered Medical Home
- PCP - Primary Care Provider

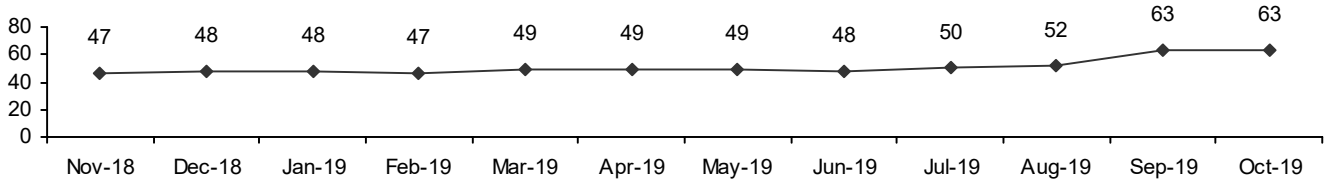
Provider Fast Facts by County

October 2019

Noble County

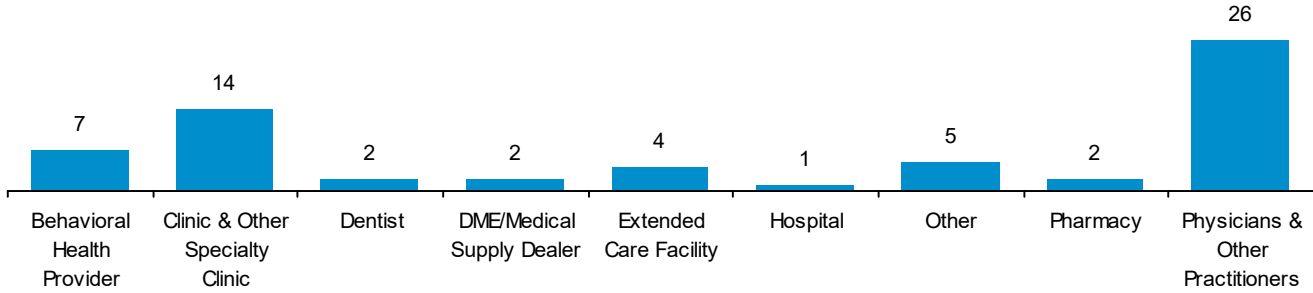
Provider Network is providers who are contracted to provide health care services by locations, programs, types, and specialties. Providers are being counted multiple times if they have multiple locations, programs, types, and/or specialties. The term “contracted” is defined as a provider that was enrolled with Oklahoma SoonerCare within the reporting period, it does not necessarily indicate participation.

Provider Network Count



September 2019 revised methodology

Provider Network by Type

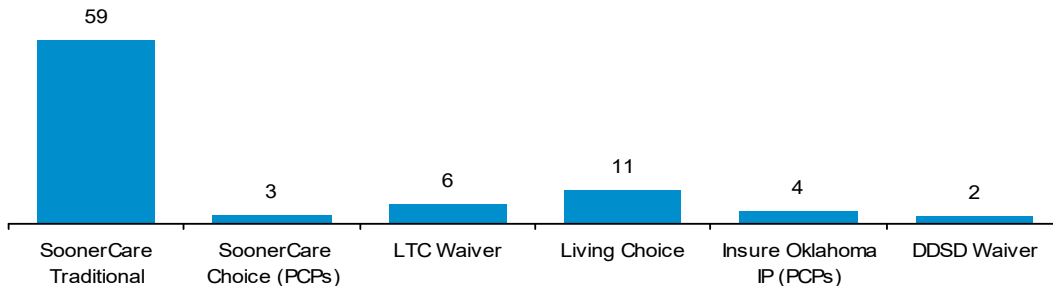


Primary Care Provider (PCP) Capacities

SoonerCare Program	Total Capacity	% of Capacity Used
SoonerCare Choice	2,500	24.20%
Insure Oklahoma IP	300	4.33%

Total Capacity represents the maximum number of members that PCPs request to have assigned within OHCA's limit. Panels on hold status are excluded from the capacity calculation.

Provider Network by Program



Acronyms

- DDSD - Developmental Disabilities Services Division
- DME - Durable Medical Equipment
- IP - Individual Plan
- I/T/U - Indian Health Service/Tribal/ Urban Indian
- LTC - Long-Term Care
- PCMH - Patient Centered Medical Home
- PCP - Primary Care Provider

Provider Fast Facts by County

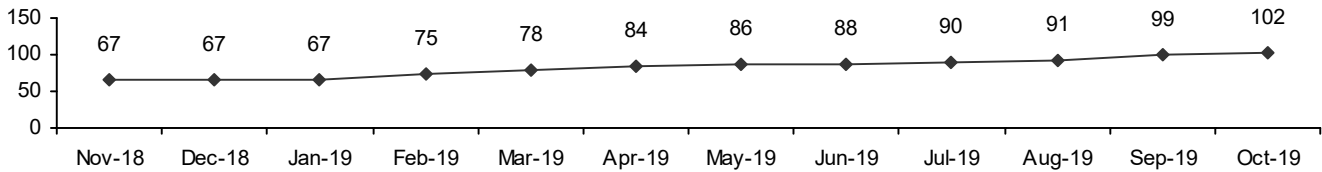
October 2019

Nowata County



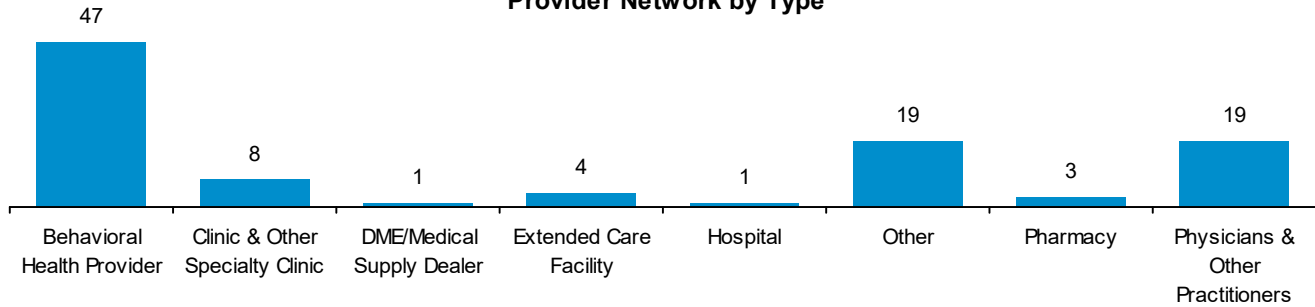
Provider Network is providers who are contracted to provide health care services by locations, programs, types, and specialties. Providers are being counted multiple times if they have multiple locations, programs, types, and/or specialties. The term "contracted" is defined as a provider that was enrolled with Oklahoma SoonerCare within the reporting period, it does not necessarily indicate participation.

Provider Network Count



September 2019 revised methodology

Provider Network by Type

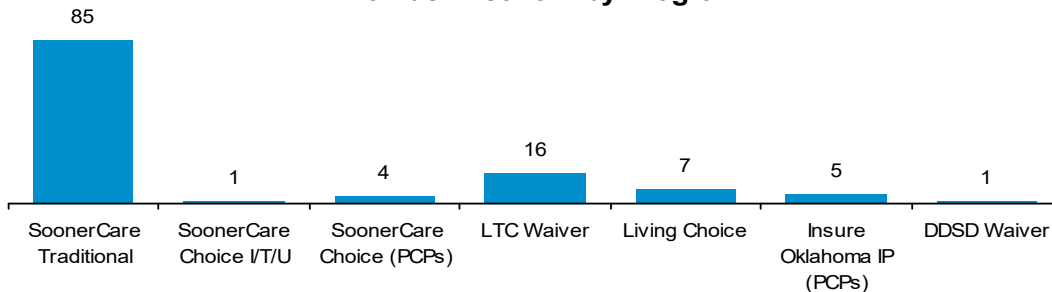


Primary Care Provider (PCP) Capacities

SoonerCare Program	Total Capacity	% of Capacity Used
SoonerCare Choice	5,000	12.92%
SoonerCare Choice I/T/U	2,500	4.56%
Insure Oklahoma IP	6,150	0.23%

Total Capacity represents the maximum number of members that PCPs request to have assigned within OHCA's limit. Panels on hold status are excluded from the capacity calculation.

Provider Network by Program



Acronyms

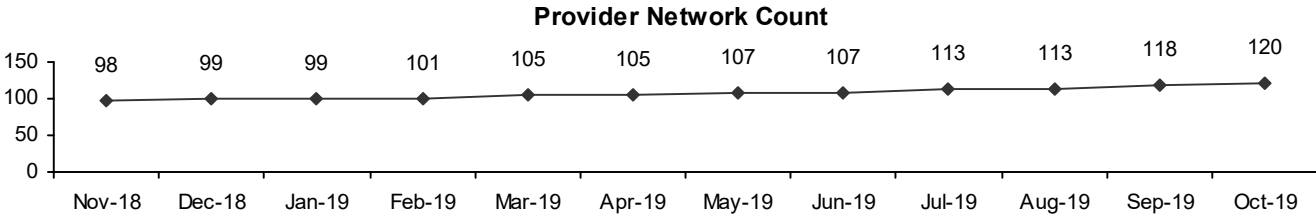
- DDSD - Developmental Disabilities Services Division
- DME - Durable Medical Equipment
- IP - Individual Plan
- I/T/U - Indian Health Service/Tribal/ Urban Indian
- LTC - Long-Term Care
- PCMH - Patient Centered Medical Home
- PCP - Primary Care Provider

Provider Fast Facts by County

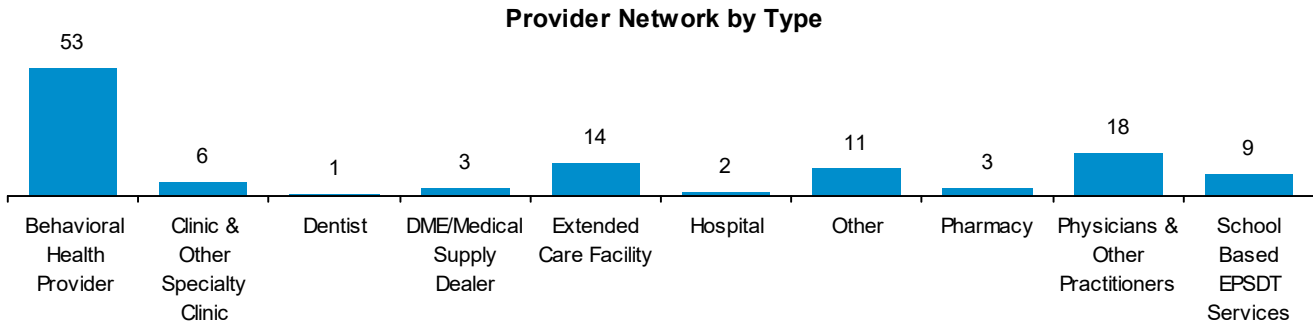
October 2019

Okfuskee County

Provider Network is providers who are contracted to provide health care services by locations, programs, types, and specialties. Providers are being counted multiple times if they have multiple locations, programs, types, and/or specialties. The term “contracted” is defined as a provider that was enrolled with Oklahoma SoonerCare within the reporting period, it does not necessarily indicate participation.



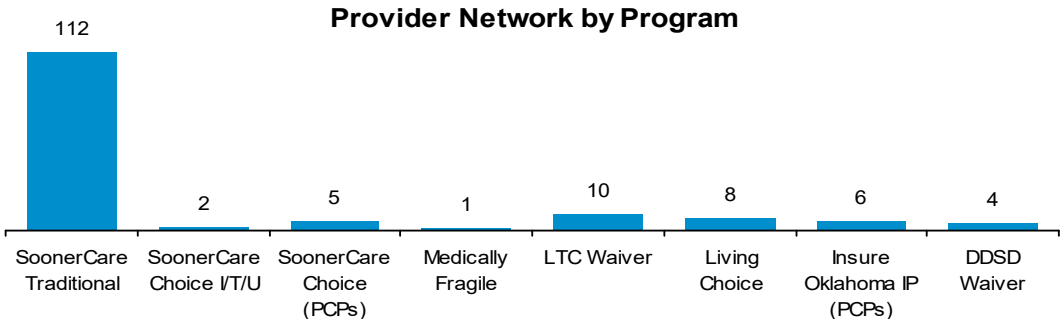
September 2019 revised methodology



Primary Care Provider (PCP) Capacities

SoonerCare Program	Total Capacity	% of Capacity Used
SoonerCare Choice	1,350	61.78%
SoonerCare Choice I/T/U	3,900	8.03%
Insure Oklahoma IP	6,000	0.18%

Total Capacity represents the maximum number of members that PCPs request to have assigned within OHCA’s limit. Panels on hold status are excluded from the capacity calculation.



Acronyms

- DDSD - Developmental Disabilities Services Division
- DME - Durable Medical Equipment
- IP - Individual Plan
- I/T/U - Indian Health Service/Tribal/ Urban Indian
- LTC - Long-Term Care
- PCMH - Patient Centered Medical Home
- PCP - Primary Care Provider

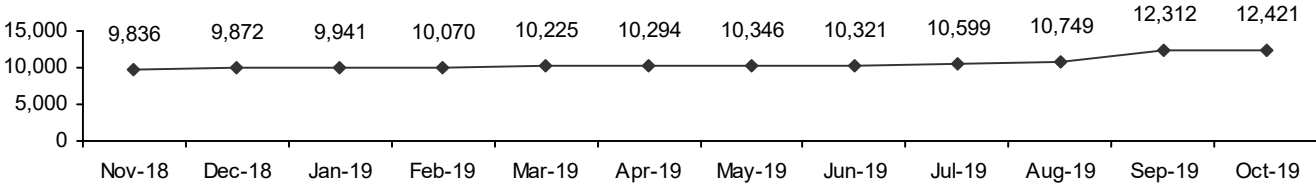
Provider Fast Facts by County

October 2019

Oklahoma County

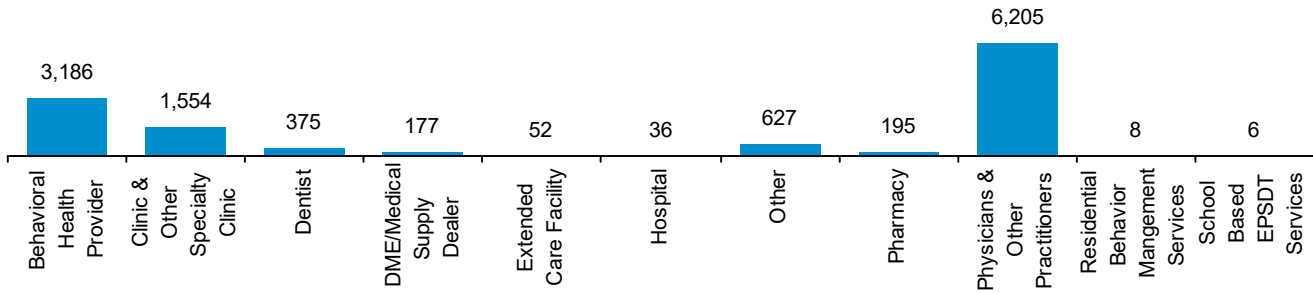
Provider Network is providers who are contracted to provide health care services by locations, programs, types, and specialties. Providers are being counted multiple times if they have multiple locations, programs, types, and/or specialties. The term “contracted” is defined as a provider that was enrolled with Oklahoma SoonerCare within the reporting period, it does not necessarily indicate participation.

Provider Network Count



September 2019 revised methodology

Provider Network by Type

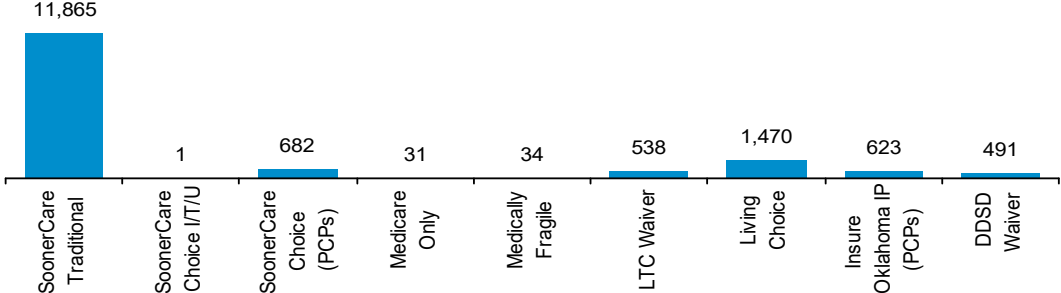


Primary Care Provider (PCP) Capacities

SoonerCare Program	Total Capacity	% of Capacity Used
SoonerCare Choice	267,217	43.47%
SoonerCare Choice I/T/U	2,500	55.68%
Insure Oklahoma IP	113,761	1.61%

Total Capacity represents the maximum number of members that PCPs request to have assigned within OHCA’s limit. Panels on hold status are excluded from the capacity calculation.

Provider Network by Program



Acronyms

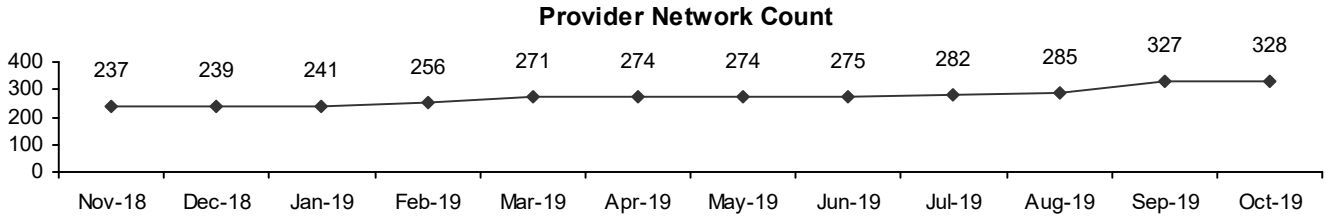
- DDSD - Developmental Disabilities Services Division
- DME - Durable Medical Equipment
- IP - Individual Plan
- I/T/U - Indian Health Service/Tribal/ Urban Indian
- LTC - Long-Term Care
- PCMH - Patient Centered Medical Home
- PCP - Primary Care Provider

Provider Fast Facts by County

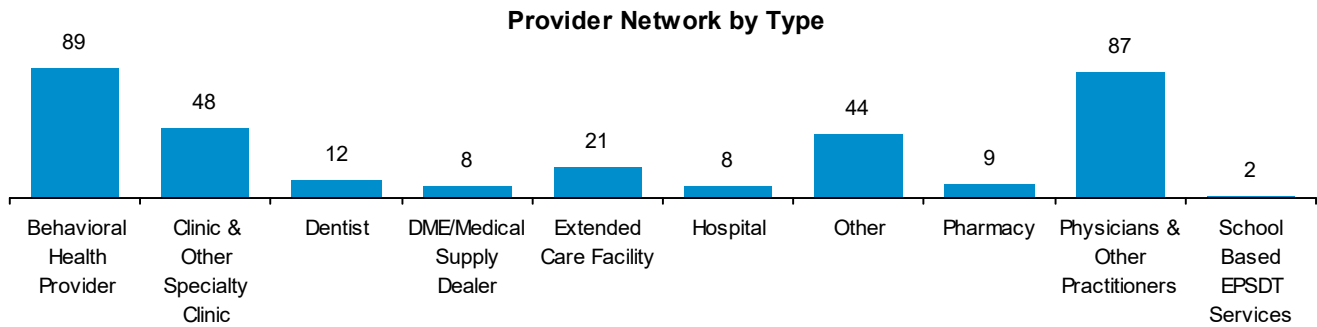
October 2019

Okmulgee County

Provider Network is providers who are contracted to provide health care services by locations, programs, types, and specialties. Providers are being counted multiple times if they have multiple locations, programs, types, and/or specialties. The term “contracted” is defined as a provider that was enrolled with Oklahoma SoonerCare within the reporting period, it does not necessarily indicate participation.



September 2019 revised methodology

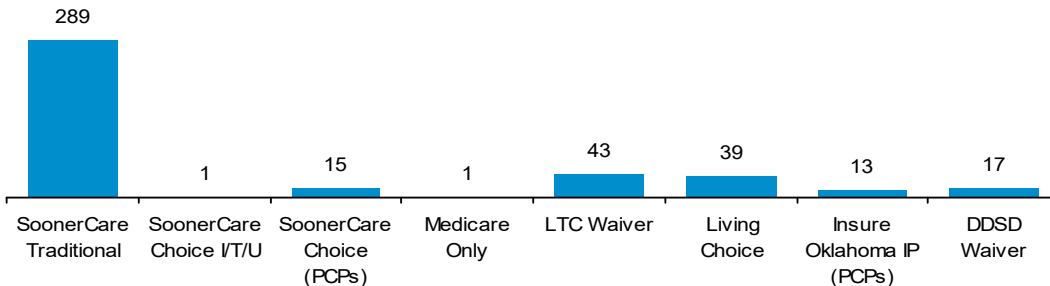


Primary Care Provider (PCP) Capacities

SoonerCare Program	Total Capacity	% of Capacity Used
SoonerCare Choice	12,575	37.75%
SoonerCare Choice I/T/U	1,000	83.50%
Insure Oklahoma IP	12,868	0.21%

Total Capacity represents the maximum number of members that PCPs request to have assigned within OHCA's limit. Panels on hold status are excluded from the capacity calculation.

Provider Network by Program



Acronyms

- DDSD - Developmental Disabilities Services Division
- DME - Durable Medical Equipment
- IP - Individual Plan
- I/T/U - Indian Health Service/Tribal/ Urban Indian
- LTC - Long-Term Care
- PCMH - Patient Centered Medical Home
- PCP - Primary Care Provider

Provider Fast Facts by County

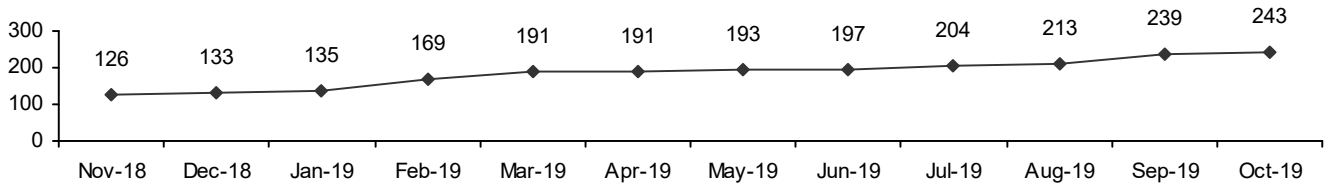
October 2019

Osage County



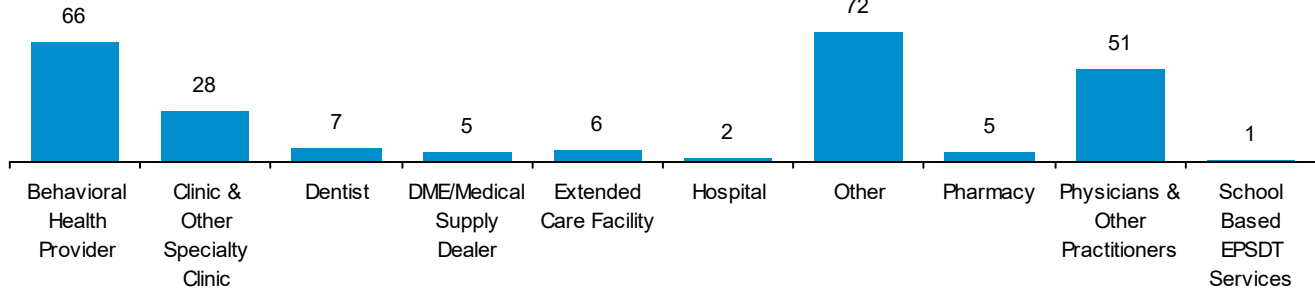
Provider Network is providers who are contracted to provide health care services by locations, programs, types, and specialties. Providers are being counted multiple times if they have multiple locations, programs, types, and/or specialties. The term “contracted” is defined as a provider that was enrolled with Oklahoma SoonerCare within the reporting period, it does not necessarily indicate participation.

Provider Network Count



September 2019 revised methodology

Provider Network by Type

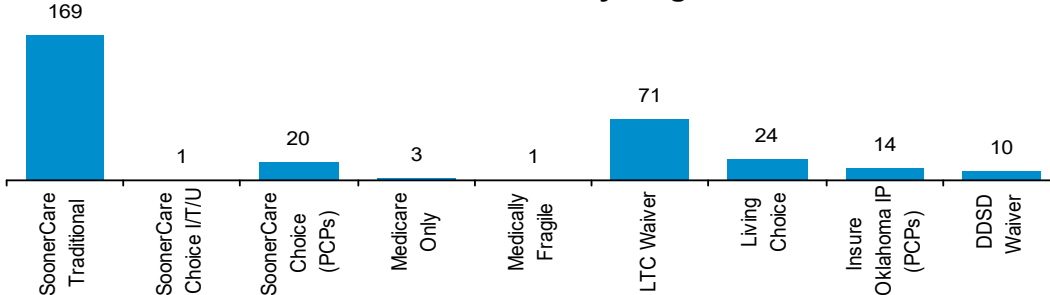


Primary Care Provider (PCP) Capacities

SoonerCare Program	Total Capacity	% of Capacity Used
SoonerCare Choice	8,100	21.77%
SoonerCare Choice I/T/U	1,000	12.50%
Insure Oklahoma IP	4,250	0.49%

Total Capacity represents the maximum number of members that PCPs request to have assigned within OHCA's limit. Panels on hold status are excluded from the capacity calculation.

Provider Network by Program



Acronyms

- DDSD - Developmental Disabilities Services Division
- DME - Durable Medical Equipment
- IP - Individual Plan
- I/T/U - Indian Health Service/Tribal/ Urban Indian
- LTC - Long-Term Care
- PCMH - Patient Centered Medical Home
- PCP - Primary Care Provider

Provider Fast Facts by County

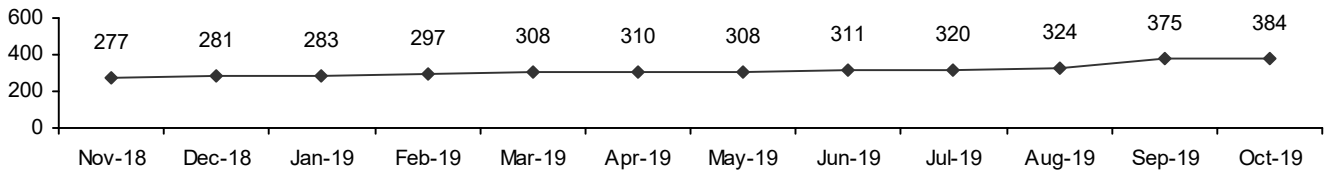
October 2019

Ottawa County



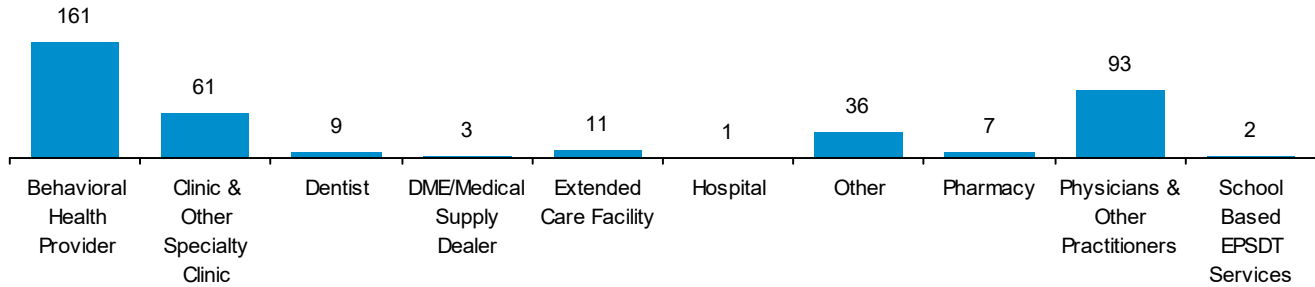
Provider Network is providers who are contracted to provide health care services by locations, programs, types, and specialties. Providers are being counted multiple times if they have multiple locations, programs, types, and/or specialties. The term “contracted” is defined as a provider that was enrolled with Oklahoma SoonerCare within the reporting period, it does not necessarily indicate participation.

Provider Network Count



September 2019 revised methodology

Provider Network by Type

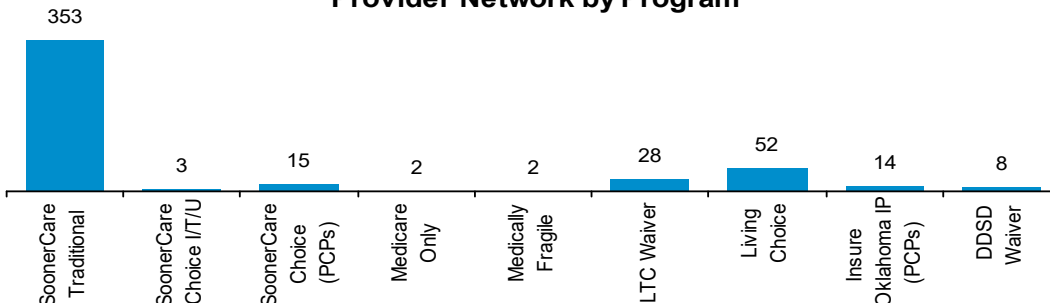


Primary Care Provider (PCP) Capacities

SoonerCare Program	Total Capacity	% of Capacity Used
SoonerCare Choice	11,950	39.77%
SoonerCare Choice I/T/U	3,300	14.30%
Insure Oklahoma IP	4,970	0.68%

Total Capacity represents the maximum number of members that PCPs request to have assigned within OHCA's limit. Panels on hold status are excluded from the capacity calculation.

Provider Network by Program



Acronyms

- DDSD - Developmental Disabilities Services Division
- DME - Durable Medical Equipment
- IP - Individual Plan
- I/T/U - Indian Health Service/Tribal/ Urban Indian
- LTC - Long-Term Care
- PCMH - Patient Centered Medical Home
- PCP - Primary Care Provider

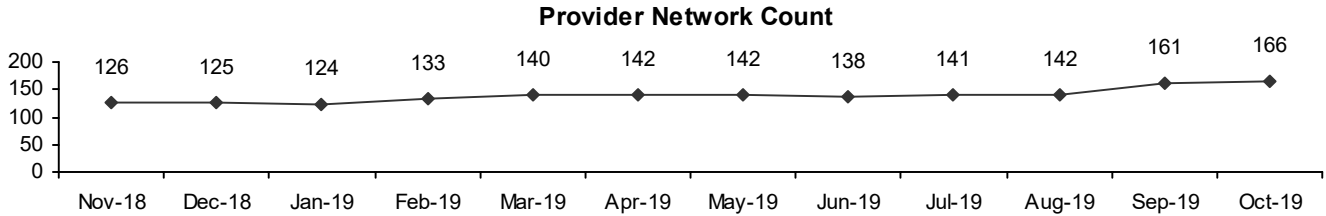
Provider Fast Facts by County

October 2019

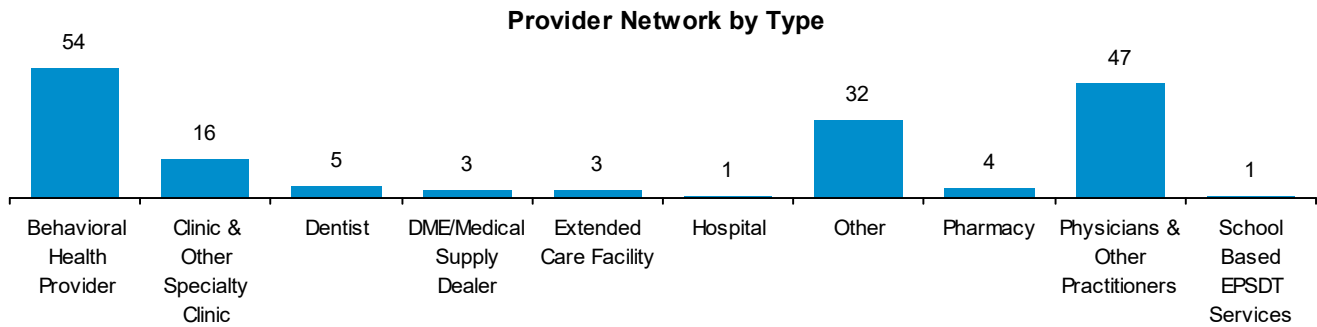


Pawnee County

Provider Network is providers who are contracted to provide health care services by locations, programs, types, and specialties. Providers are being counted multiple times if they have multiple locations, programs, types, and/or specialties. The term “contracted” is defined as a provider that was enrolled with Oklahoma SoonerCare within the reporting period, it does not necessarily indicate participation.



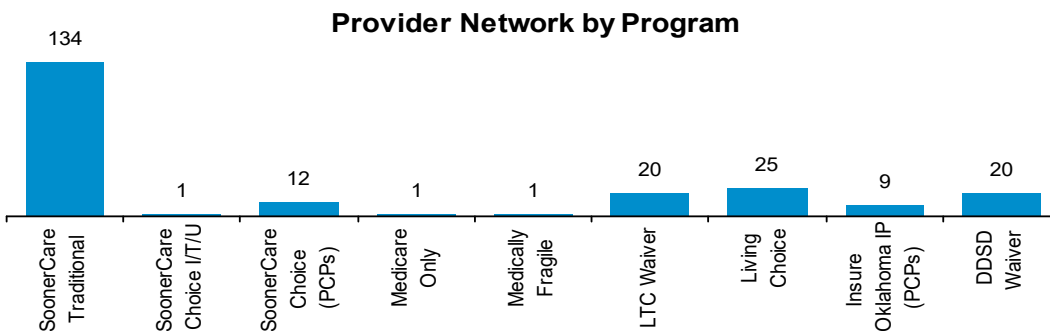
September 2019 revised methodology



Primary Care Provider (PCP) Capacities

SoonerCare Program	Total Capacity	% of Capacity Used
SoonerCare Choice	6,200	28.10%
SoonerCare Choice I/T/U	2,500	10.72%
Insure Oklahoma IP	4,700	0.30%

Total Capacity represents the maximum number of members that PCPs request to have assigned within OHCA's limit. Panels on hold status are excluded from the capacity calculation.



Acronyms

- DDSD - Developmental Disabilities Services Division
- DME - Durable Medical Equipment
- IP - Individual Plan
- I/T/U - Indian Health Service/Tribal/ Urban Indian
- LTC - Long-Term Care
- PCMH - Patient Centered Medical Home
- PCP - Primary Care Provider

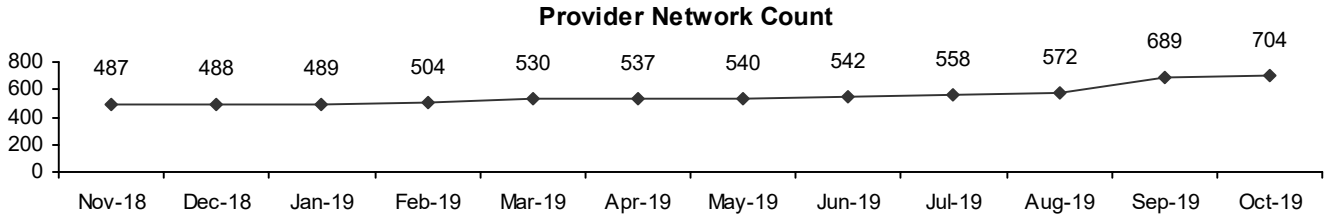
Provider Fast Facts by County

October 2019

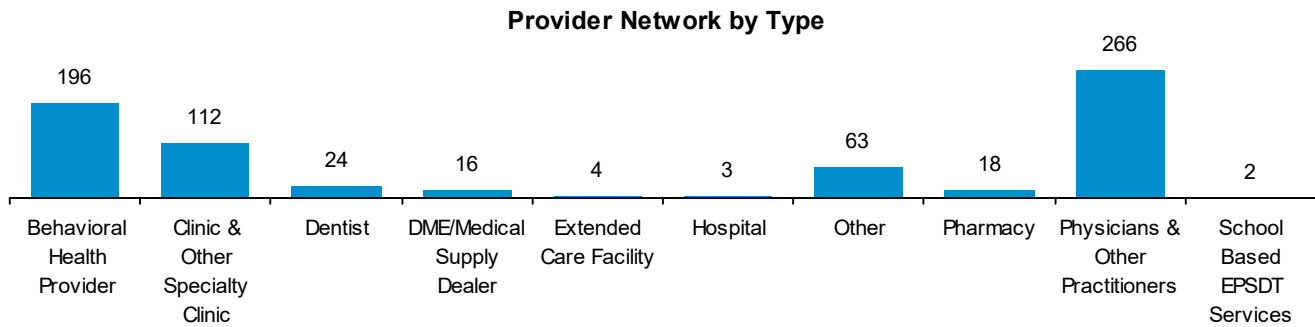
Payne County



Provider Network is providers who are contracted to provide health care services by locations, programs, types, and specialties. Providers are being counted multiple times if they have multiple locations, programs, types, and/or specialties. The term “contracted” is defined as a provider that was enrolled with Oklahoma SoonerCare within the reporting period, it does not necessarily indicate participation.



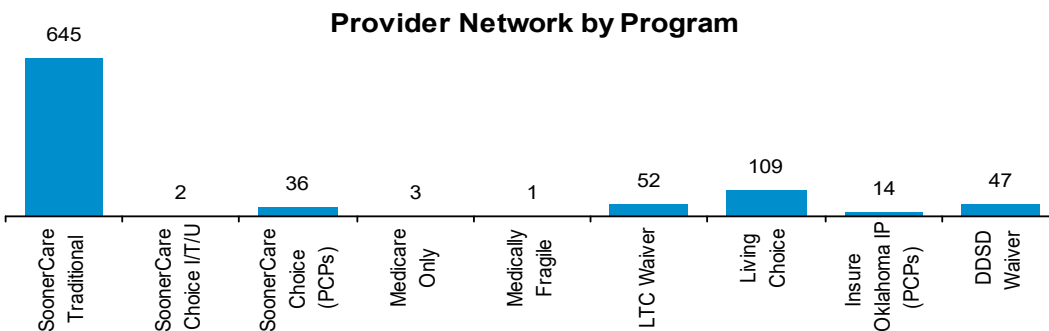
September 2019 revised methodology



Primary Care Provider (PCP) Capacities

SoonerCare Program	Total Capacity	% of Capacity Used
SoonerCare Choice	15,150	53.90%
SoonerCare Choice I/T/U	1,000	21.40%
Insure Oklahoma IP	3,135	2.62%

Total Capacity represents the maximum number of members that PCPs request to have assigned within OHCA's limit. Panels on hold status are excluded from the capacity calculation.



Acronyms

- DDSD - Developmental Disabilities Services Division
- DME - Durable Medical Equipment
- IP - Individual Plan
- I/T/U - Indian Health Service/Tribal/ Urban Indian
- LTC - Long-Term Care
- PCMH - Patient Centered Medical Home
- PCP - Primary Care Provider

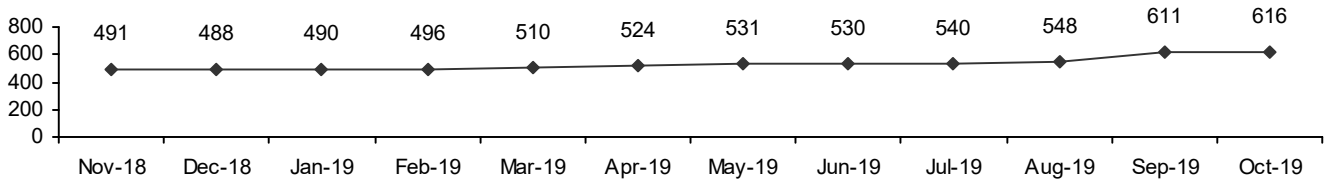
Provider Fast Facts by County

October 2019

Pittsburg County

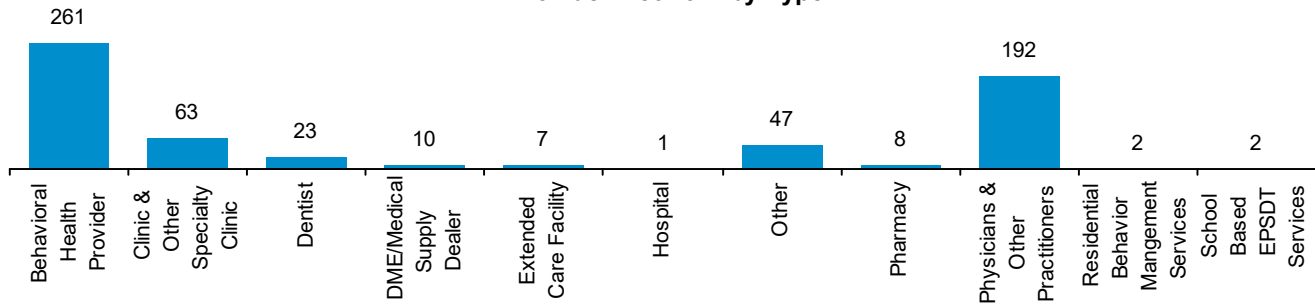
Provider Network is providers who are contracted to provide health care services by locations, programs, types, and specialties. Providers are being counted multiple times if they have multiple locations, programs, types, and/or specialties. The term “contracted” is defined as a provider that was enrolled with Oklahoma SoonerCare within the reporting period, it does not necessarily indicate participation.

Provider Network Count



September 2019 revised methodology

Provider Network by Type

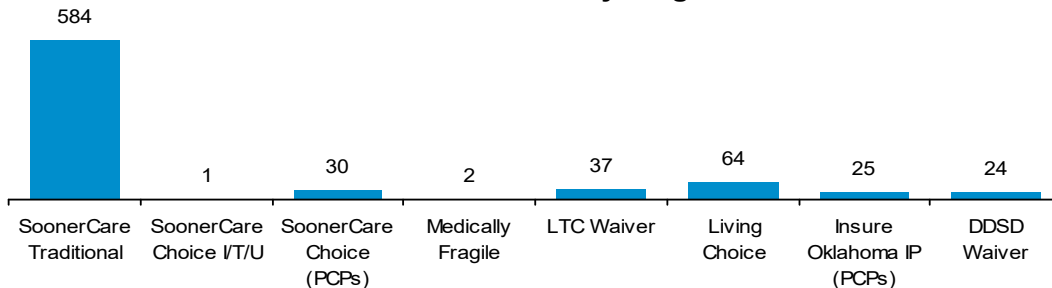


Primary Care Provider (PCP) Capacities

SoonerCare Program	Total Capacity	% of Capacity Used
SoonerCare Choice	15,860	38.26%
SoonerCare Choice I/T/U	1,250	71.12%
Insure Oklahoma IP	2,350	1.79%

Total Capacity represents the maximum number of members that PCPs request to have assigned within OHCA's limit. Panels on hold status are excluded from the capacity calculation.

Provider Network by Program



Acronyms

- DDSD - Developmental Disabilities Services Division
- DME - Durable Medical Equipment
- IP - Individual Plan
- I/T/U - Indian Health Service/Tribal/ Urban Indian
- LTC - Long-Term Care
- PCMH - Patient Centered Medical Home
- PCP - Primary Care Provider

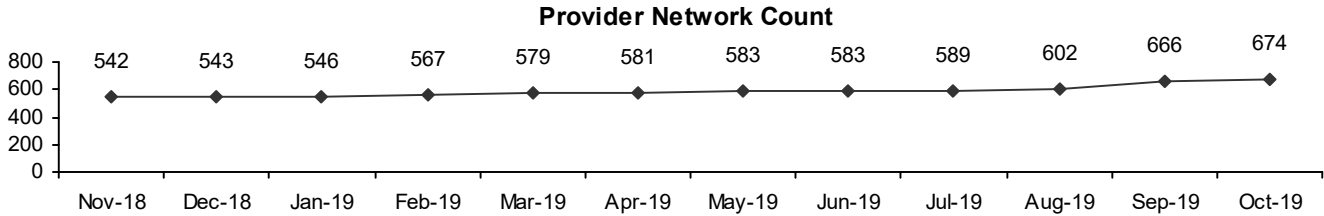
Provider Fast Facts by County

October 2019

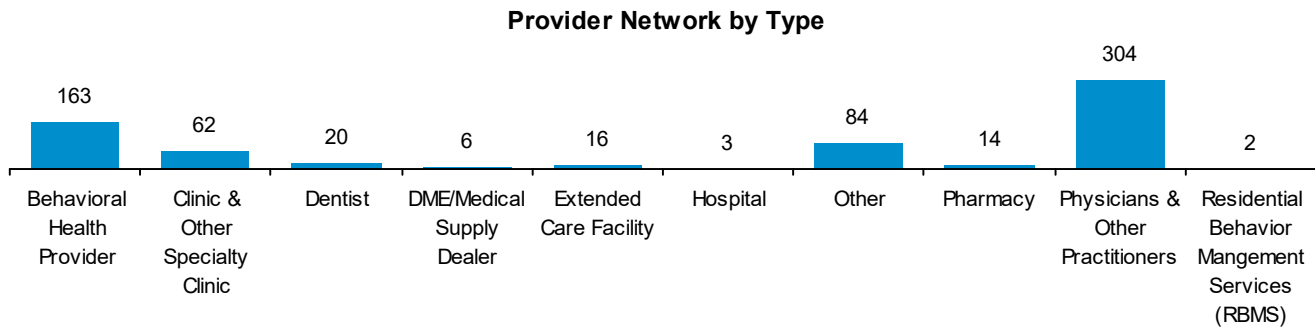


Pontotoc County

Provider Network is providers who are contracted to provide health care services by locations, programs, types, and specialties. Providers are being counted multiple times if they have multiple locations, programs, types, and/or specialties. The term “contracted” is defined as a provider that was enrolled with Oklahoma SoonerCare within the reporting period, it does not necessarily indicate participation.



September 2019 revised methodology

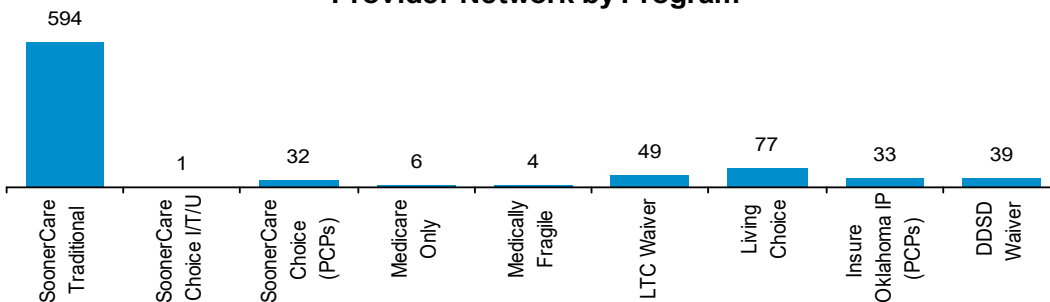


Primary Care Provider (PCP) Capacities

SoonerCare Program	Total Capacity	% of Capacity Used
SoonerCare Choice	19,550	23.91%
SoonerCare Choice I/T/U	5,000	55.92%
Insure Oklahoma IP	10,350	0.44%

Total Capacity represents the maximum number of members that PCPs request to have assigned within OHCA's limit. Panels on hold status are excluded from the capacity calculation.

Provider Network by Program



Acronyms

- DDSD - Developmental Disabilities Services Division
- DME - Durable Medical Equipment
- IP - Individual Plan
- I/T/U - Indian Health Service/Tribal/ Urban Indian
- LTC - Long-Term Care
- PCMH - Patient Centered Medical Home
- PCP - Primary Care Provider

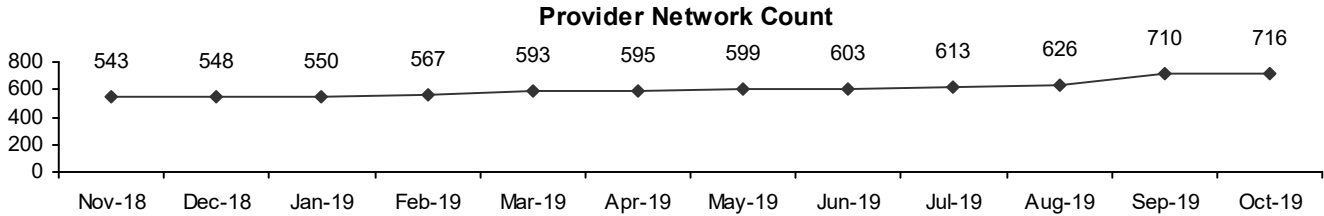
Provider Fast Facts by County

October 2019

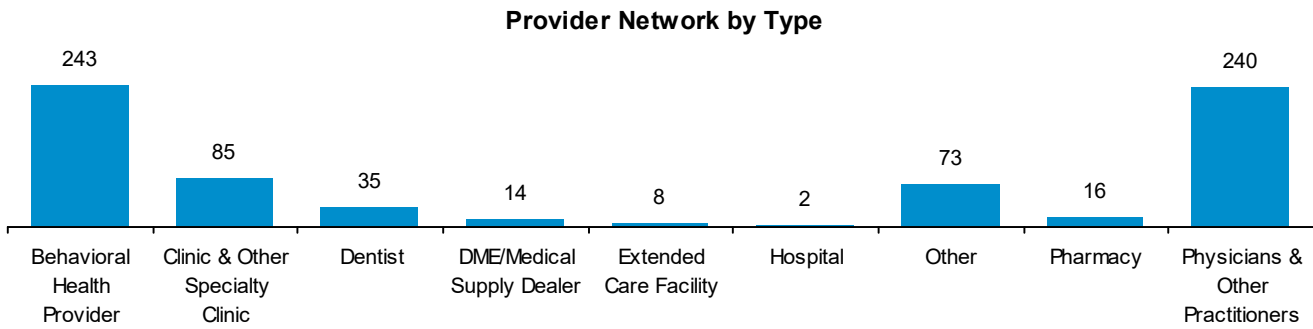


Pottawatomie County

Provider Network is providers who are contracted to provide health care services by locations, programs, types, and specialties. Providers are being counted multiple times if they have multiple locations, programs, types, and/or specialties. The term “contracted” is defined as a provider that was enrolled with Oklahoma SoonerCare within the reporting period, it does not necessarily indicate participation.



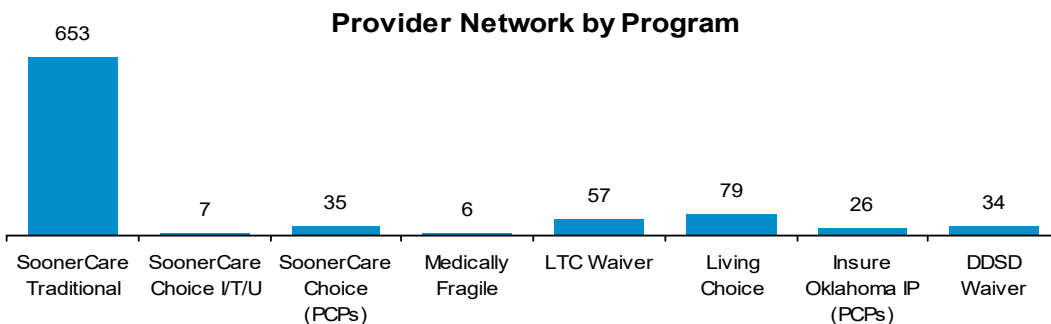
September 2019 revised methodology



Primary Care Provider (PCP) Capacities

SoonerCare Program	Total Capacity	% of Capacity Used
SoonerCare Choice	9,425	85.08%
SoonerCare Choice I/T/U	9,150	19.69%
Insure Oklahoma IP	11,100	0.81%

Total Capacity represents the maximum number of members that PCPs request to have assigned within OHCA's limit. Panels on hold status are excluded from the capacity calculation.



Acronyms

- DDSD - Developmental Disabilities Services Division
- DME - Durable Medical Equipment
- IP - Individual Plan
- I/T/U - Indian Health Service/Tribal/ Urban Indian
- LTC - Long-Term Care
- PCMH - Patient Centered Medical Home
- PCP - Primary Care Provider

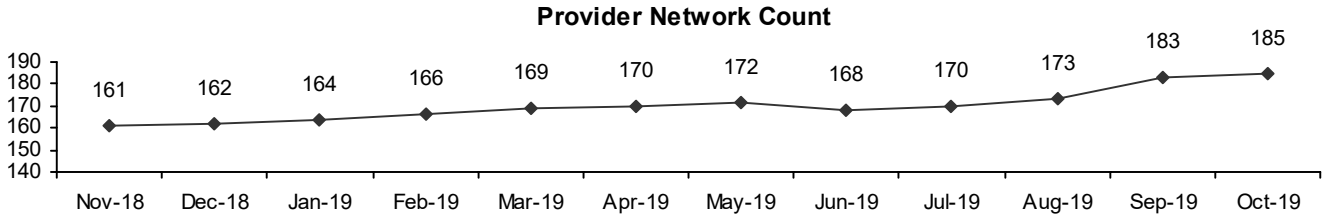
Provider Fast Facts by County

October 2019

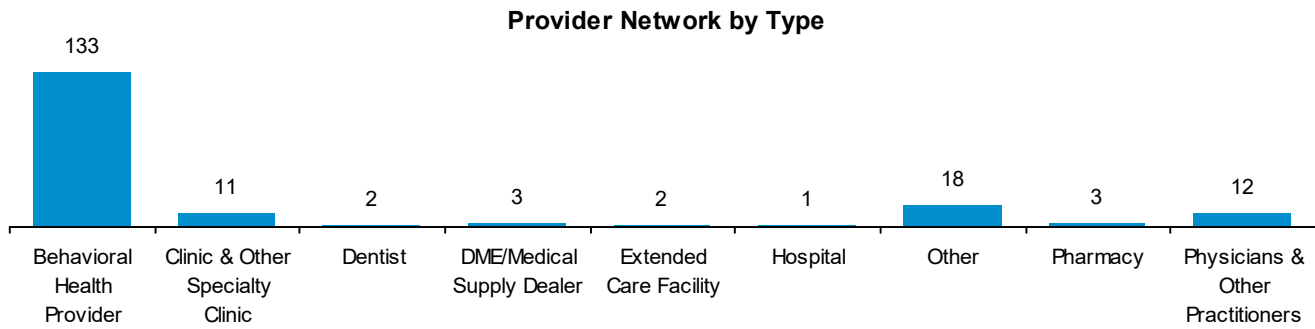


Pushmataha County

Provider Network is providers who are contracted to provide health care services by locations, programs, types, and specialties. Providers are being counted multiple times if they have multiple locations, programs, types, and/or specialties. The term “contracted” is defined as a provider that was enrolled with Oklahoma SoonerCare within the reporting period, it does not necessarily indicate participation.



September 2019 revised methodology

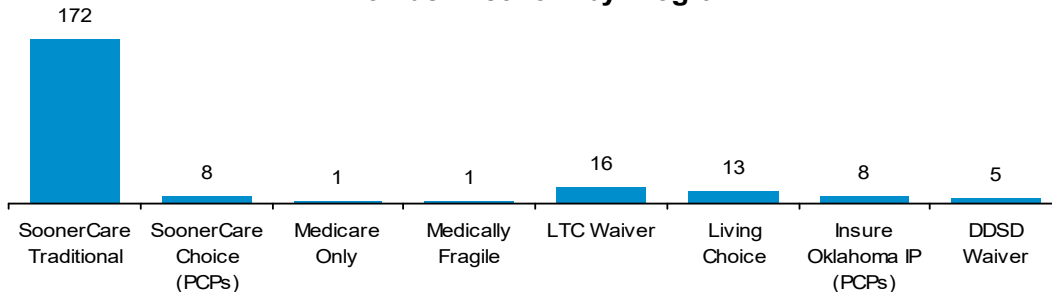


Primary Care Provider (PCP) Capacities

SoonerCare Program	Total Capacity	% of Capacity Used
SoonerCare Choice	13,000	10.64%
Insure Oklahoma IP	2,500	0.96%

Total Capacity represents the maximum number of members that PCPs request to have assigned within OHCA's limit. Panels on hold status are excluded from the capacity calculation.

Provider Network by Program



Acronyms

- DDSD - Developmental Disabilities Services Division
- DME - Durable Medical Equipment
- IP - Individual Plan
- I/T/U - Indian Health Service/Tribal/ Urban Indian
- LTC - Long-Term Care
- PCMH - Patient Centered Medical Home
- PCP - Primary Care Provider

Provider Fast Facts by County

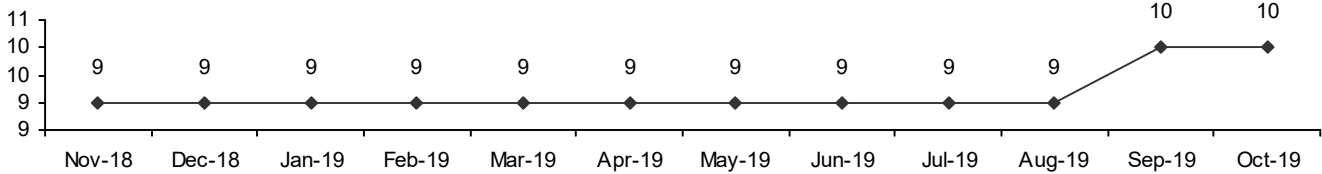
October 2019



Roger Mills County

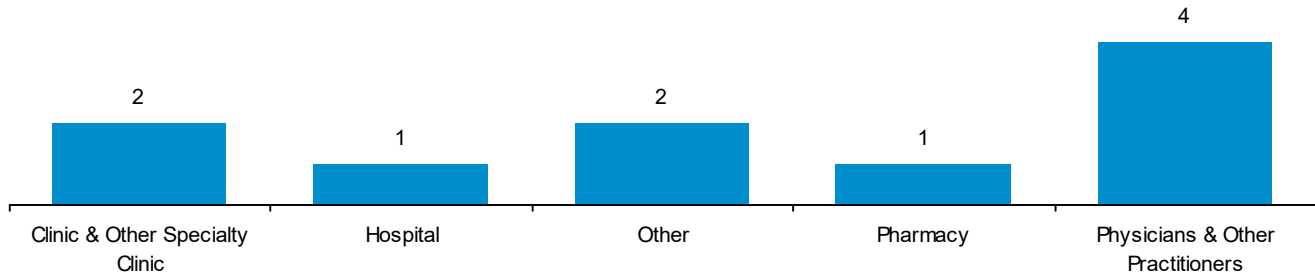
Provider Network is providers who are contracted to provide health care services by locations, programs, types, and specialties. Providers are being counted multiple times if they have multiple locations, programs, types, and/or specialties. The term "contracted" is defined as a provider that was enrolled with Oklahoma SoonerCare within the reporting period, it does not necessarily indicate participation.

Provider Network Count



September 2019 revised methodology

Provider Network by Type

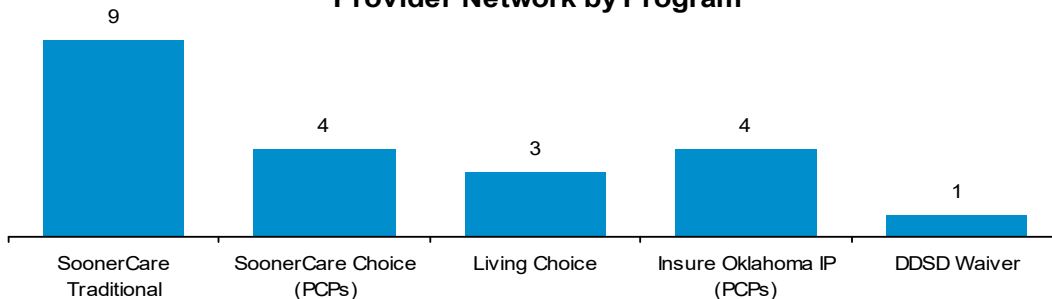


Primary Care Provider (PCP) Capacities

SoonerCare Program	Total Capacity	% of Capacity Used
SoonerCare Choice	1,100	19.09%
Insure Oklahoma IP	2,500	0.12%

Total Capacity represents the maximum number of members that PCPs request to have assigned within OHCA's limit. Panels on hold status are excluded from the capacity calculation.

Provider Network by Program



Acronyms

- DDSD - Developmental Disabilities Services Division
- DME - Durable Medical Equipment
- IP - Individual Plan
- I/T/U - Indian Health Service/Tribal/ Urban Indian
- LTC - Long-Term Care
- PCMH - Patient Centered Medical Home
- PCP - Primary Care Provider

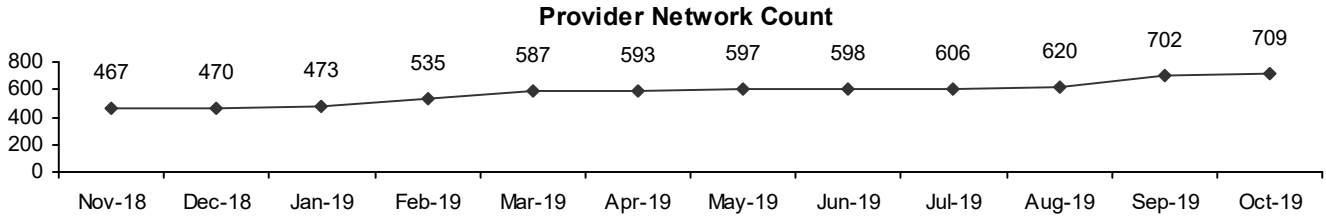
Provider Fast Facts by County

October 2019

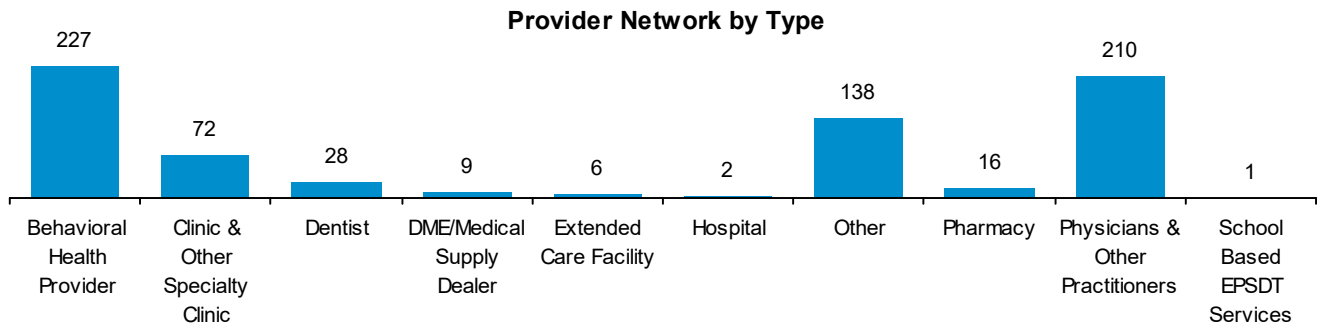
Rogers County



Provider Network is providers who are contracted to provide health care services by locations, programs, types, and specialties. Providers are being counted multiple times if they have multiple locations, programs, types, and/or specialties. The term “contracted” is defined as a provider that was enrolled with Oklahoma SoonerCare within the reporting period, it does not necessarily indicate participation.



September 2019 revised methodology

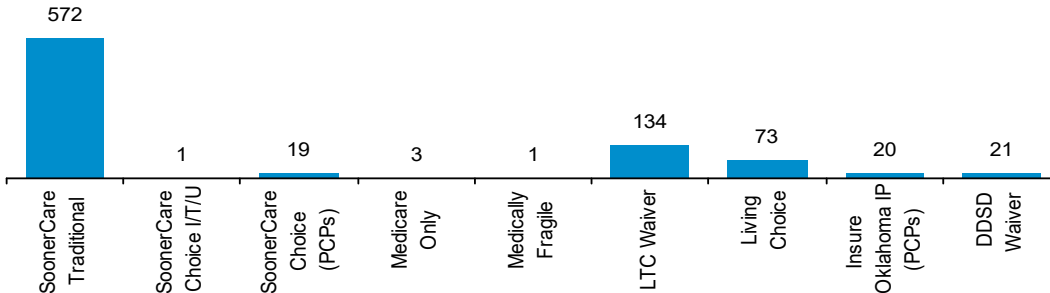


Primary Care Provider (PCP) Capacities

SoonerCare Program	Total Capacity	% of Capacity Used
SoonerCare Choice	6,900	71.42%
SoonerCare Choice I/T/U	2,500	34.28%
Insure Oklahoma IP	3,251	1.63%

Total Capacity represents the maximum number of members that PCPs request to have assigned within OHCA's limit. Panels on hold status are excluded from the capacity calculation.

Provider Network by Program



Acronyms

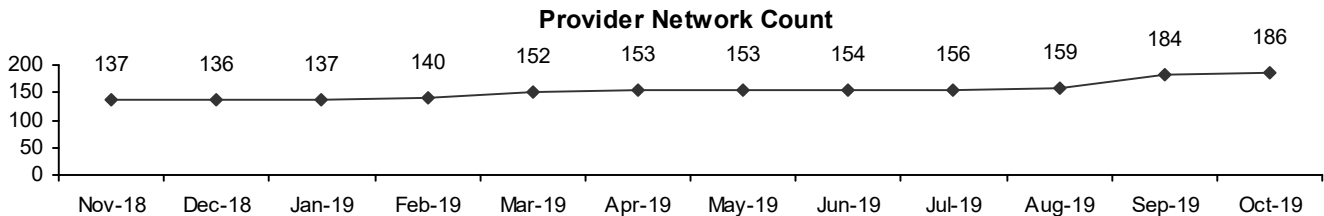
- DDSD - Developmental Disabilities Services Division
- DME - Durable Medical Equipment
- IP - Individual Plan
- I/T/U - Indian Health Service/Tribal/ Urban Indian
- LTC - Long-Term Care
- PCMH - Patient Centered Medical Home
- PCP - Primary Care Provider

Provider Fast Facts by County

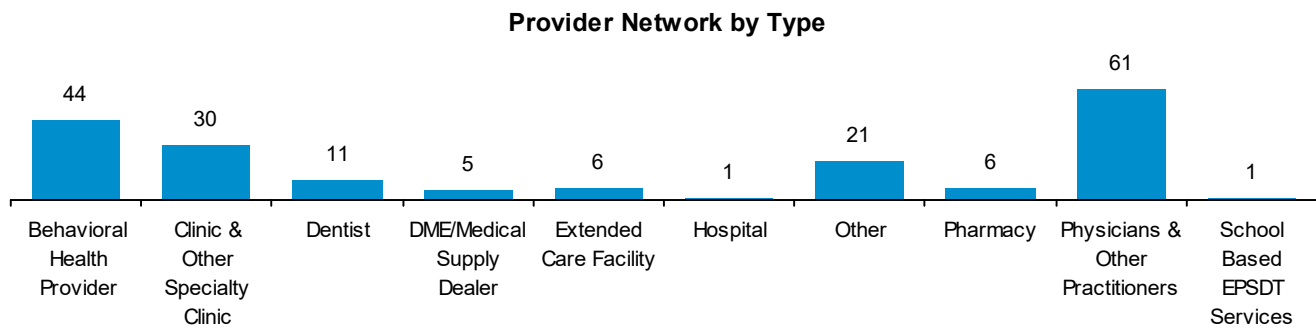
October 2019

Seminole County

Provider Network is providers who are contracted to provide health care services by locations, programs, types, and specialties. Providers are being counted multiple times if they have multiple locations, programs, types, and/or specialties. The term "contracted" is defined as a provider that was enrolled with Oklahoma SoonerCare within the reporting period, it does not necessarily indicate participation.



September 2019 revised methodology

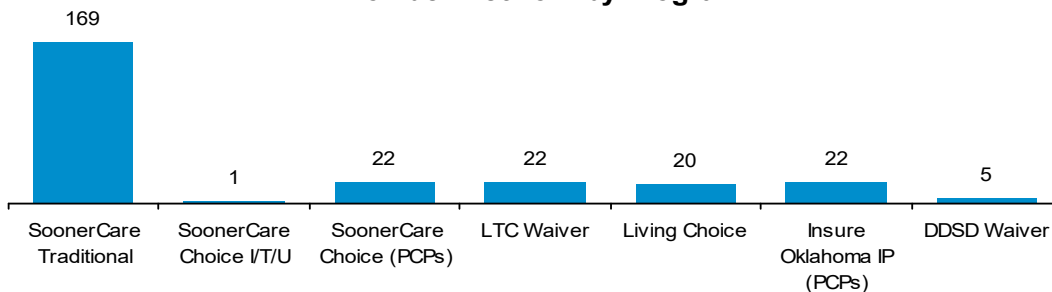


Primary Care Provider (PCP) Capacities

SoonerCare Program	Total Capacity	% of Capacity Used
SoonerCare Choice	10,900	33.66%
SoonerCare Choice I/T/U	2,500	19.32%
Insure Oklahoma IP	2,800	1.46%

Total Capacity represents the maximum number of members that PCPs request to have assigned within OHCA's limit. Panels on hold status are excluded from the capacity calculation.

Provider Network by Program



Acronyms

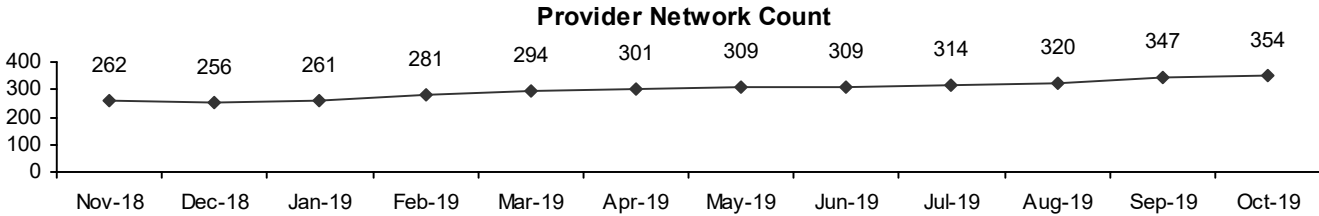
- DDSD - Developmental Disabilities Services Division
- DME - Durable Medical Equipment
- IP - Individual Plan
- I/T/U - Indian Health Service/Tribal/ Urban Indian
- LTC - Long-Term Care
- PCMH - Patient Centered Medical Home
- PCP - Primary Care Provider

Provider Fast Facts by County

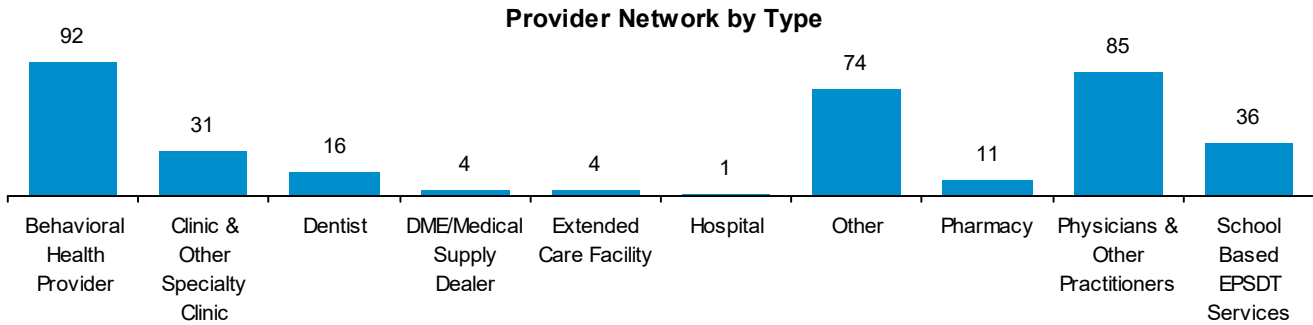
October 2019

Sequoyah County

Provider Network is providers who are contracted to provide health care services by locations, programs, types, and specialties. Providers are being counted multiple times if they have multiple locations, programs, types, and/or specialties. The term “contracted” is defined as a provider that was enrolled with Oklahoma SoonerCare within the reporting period, it does not necessarily indicate participation.



September 2019 revised methodology

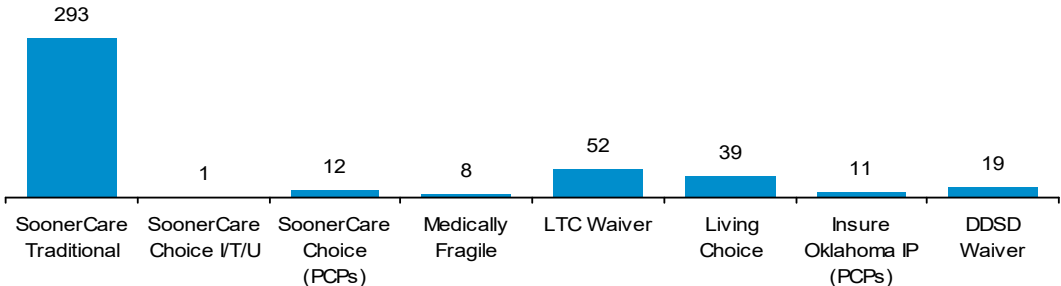


Primary Care Provider (PCP) Capacities

SoonerCare Program	Total Capacity	% of Capacity Used
SoonerCare Choice	13,705	40.31%
SoonerCare Choice I/T/U	2,500	43.68%
Insure Oklahoma IP	3,650	1.34%

Total Capacity represents the maximum number of members that PCPs request to have assigned within OHCA’s limit. Panels on hold status are excluded from the capacity calculation.

Provider Network by Program



Acronyms

- DDSD - Developmental Disabilities Services Division
- DME - Durable Medical Equipment
- IP - Individual Plan
- I/T/U - Indian Health Service/Tribal/ Urban Indian
- LTC - Long-Term Care
- PCMH - Patient Centered Medical Home
- PCP - Primary Care Provider

Provider Fast Facts by County

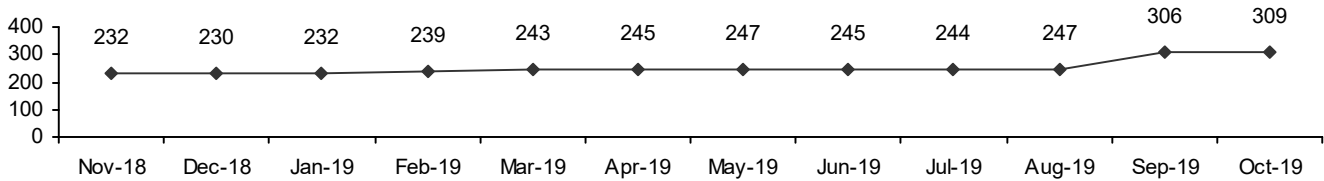
October 2019

Stephens County



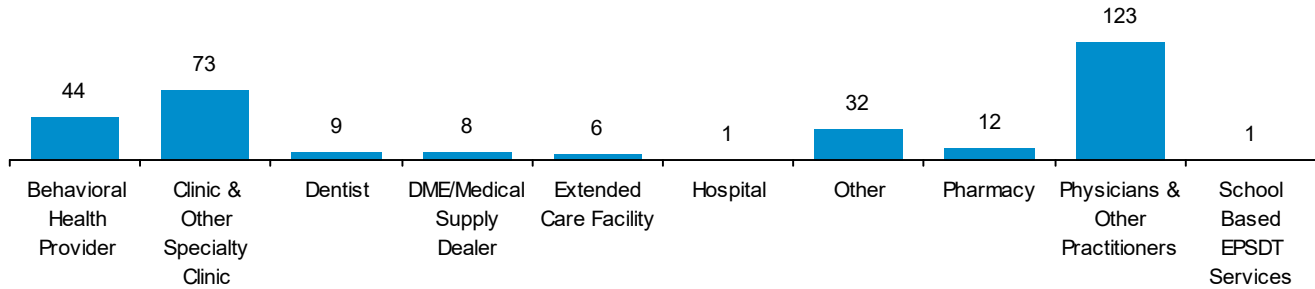
Provider Network is providers who are contracted to provide health care services by locations, programs, types, and specialties. Providers are being counted multiple times if they have multiple locations, programs, types, and/or specialties. The term “contracted” is defined as a provider that was enrolled with Oklahoma SoonerCare within the reporting period, it does not necessarily indicate participation.

Provider Network Count



September 2019 revised methodology

Provider Network by Type

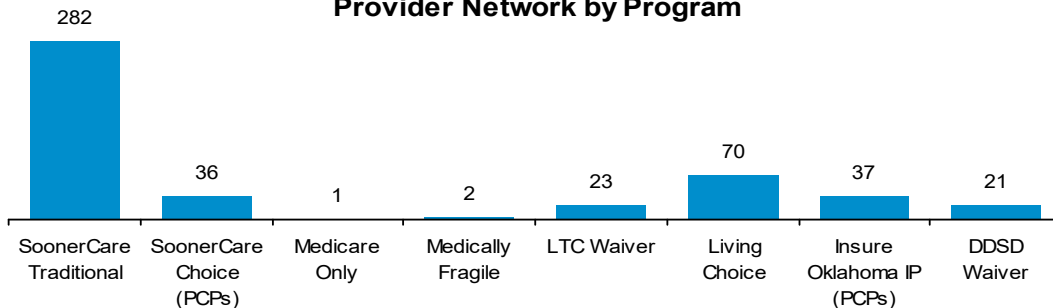


Primary Care Provider (PCP) Capacities

SoonerCare Program	Total Capacity	% of Capacity Used
SoonerCare Choice	24,474	26.43%
Insure Oklahoma IP	13,109	0.90%

Total Capacity represents the maximum number of members that PCPs request to have assigned within OHCA's limit. Panels on hold status are excluded from the capacity calculation.

Provider Network by Program



Acronyms

- DDSD - Developmental Disabilities Services Division
- DME - Durable Medical Equipment
- IP - Individual Plan
- I/T/U - Indian Health Service/Tribal/ Urban Indian
- LTC - Long-Term Care
- PCMH - Patient Centered Medical Home
- PCP - Primary Care Provider

Provider Fast Facts by County

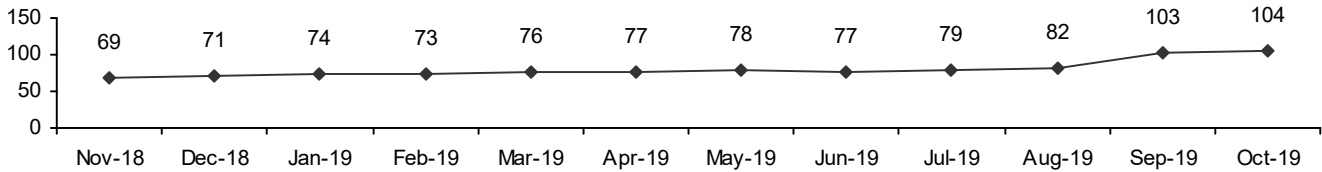
October 2019

Texas County



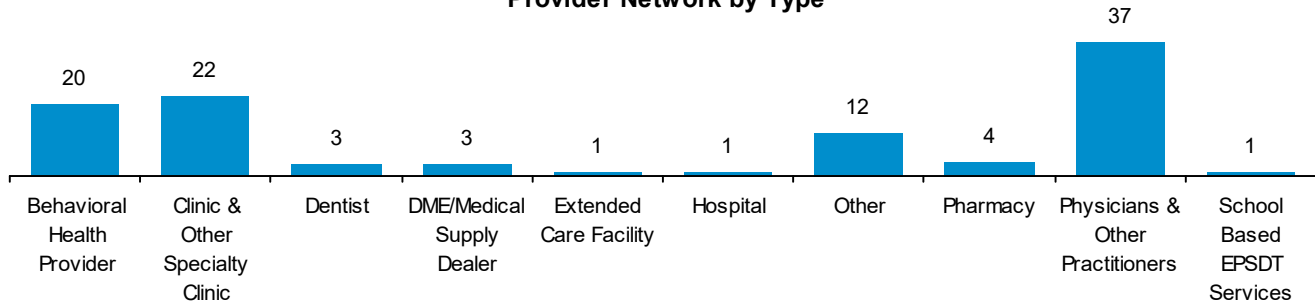
Provider Network is providers who are contracted to provide health care services by locations, programs, types, and specialties. Providers are being counted multiple times if they have multiple locations, programs, types, and/or specialties. The term “contracted” is defined as a provider that was enrolled with Oklahoma SoonerCare within the reporting period, it does not necessarily indicate participation.

Provider Network Count



September 2019 revised methodology

Provider Network by Type

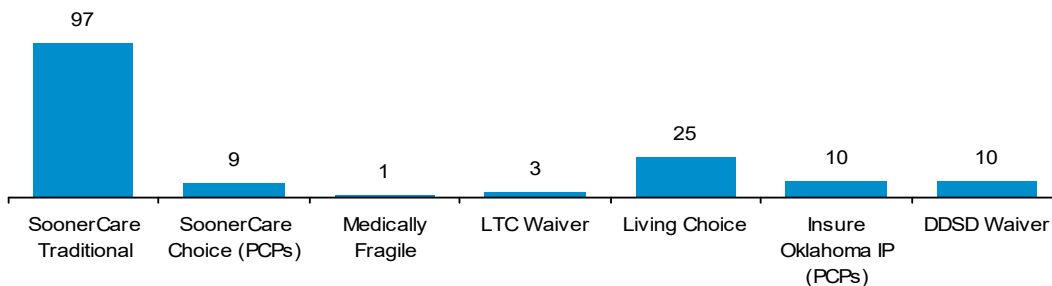


Primary Care Provider (PCP) Capacities

SoonerCare Program	Total Capacity	% of Capacity Used
SoonerCare Choice	4,300	41.63%
Insure Oklahoma IP	3,525	1.08%

Total Capacity represents the maximum number of members that PCPs request to have assigned within OHCA's limit. Panels on hold status are excluded from the capacity calculation.

Provider Network by Program



Acronyms

- DDSD - Developmental Disabilities Services Division
- DME - Durable Medical Equipment
- IP - Individual Plan
- I/T/U - Indian Health Service/Tribal/ Urban Indian
- LTC - Long-Term Care
- PCMH - Patient Centered Medical Home
- PCP - Primary Care Provider

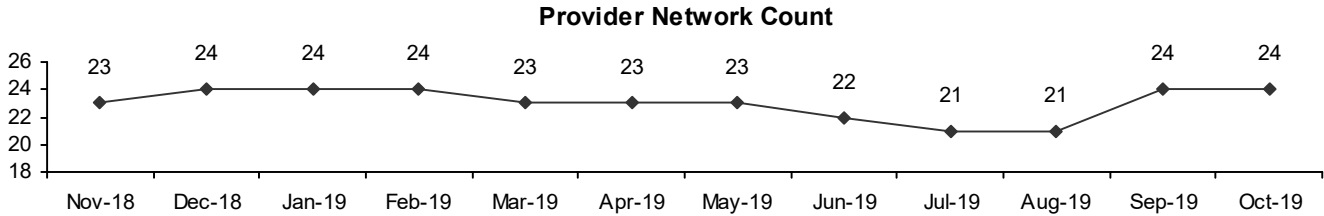
Provider Fast Facts by County

October 2019

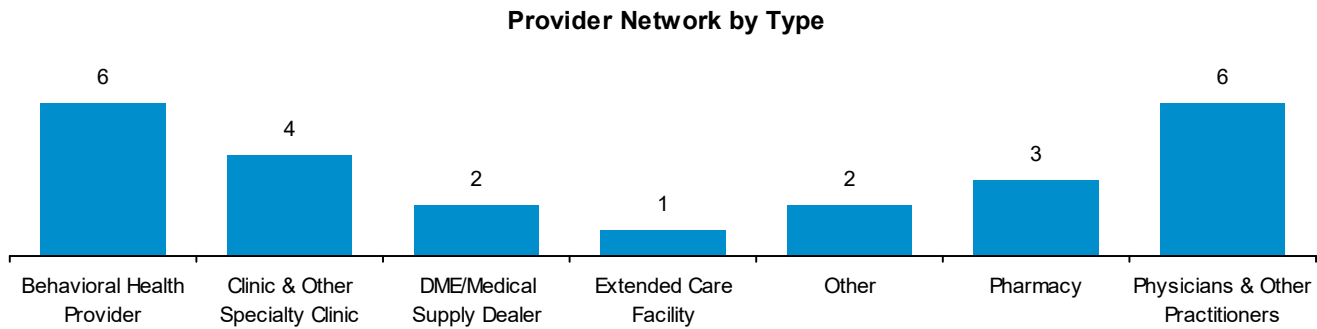
Tillman County



Provider Network is providers who are contracted to provide health care services by locations, programs, types, and specialties. Providers are being counted multiple times if they have multiple locations, programs, types, and/or specialties. The term "contracted" is defined as a provider that was enrolled with Oklahoma SoonerCare within the reporting period, it does not necessarily indicate participation.



September 2019 revised methodology

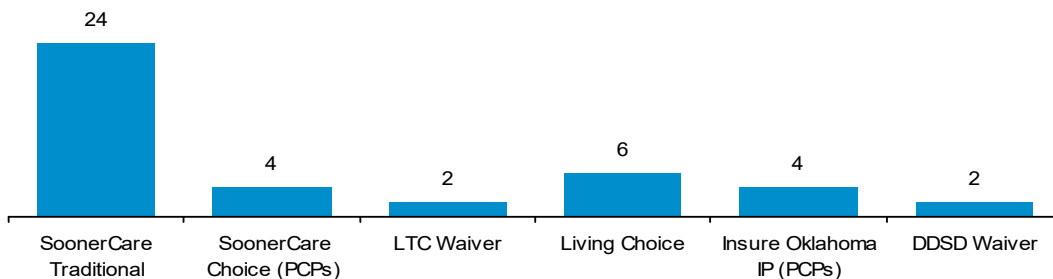


Primary Care Provider (PCP) Capacities

SoonerCare Program	Total Capacity	% of Capacity Used
SoonerCare Choice	5,500	15.56%
Insure Oklahoma IP	2,600	0.65%

Total Capacity represents the maximum number of members that PCPs request to have assigned within OHCA's limit. Panels on hold status are excluded from the capacity calculation.

Provider Network by Program



Acronyms

- DDSD - Developmental Disabilities Services Division
- DME - Durable Medical Equipment
- IP - Individual Plan
- I/T/U - Indian Health Service/Tribal/ Urban Indian
- LTC - Long-Term Care
- PCMH - Patient Centered Medical Home
- PCP - Primary Care Provider

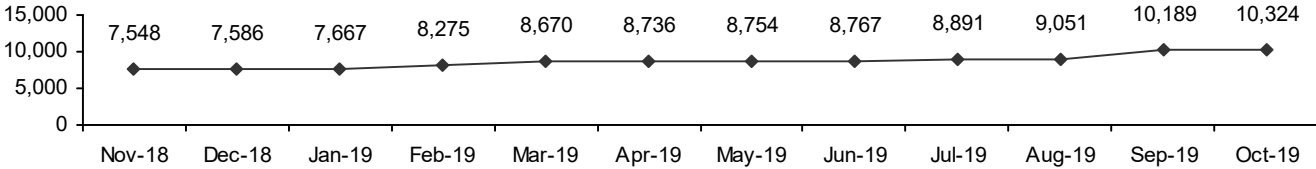
Provider Fast Facts by County

October 2019

Tulsa County

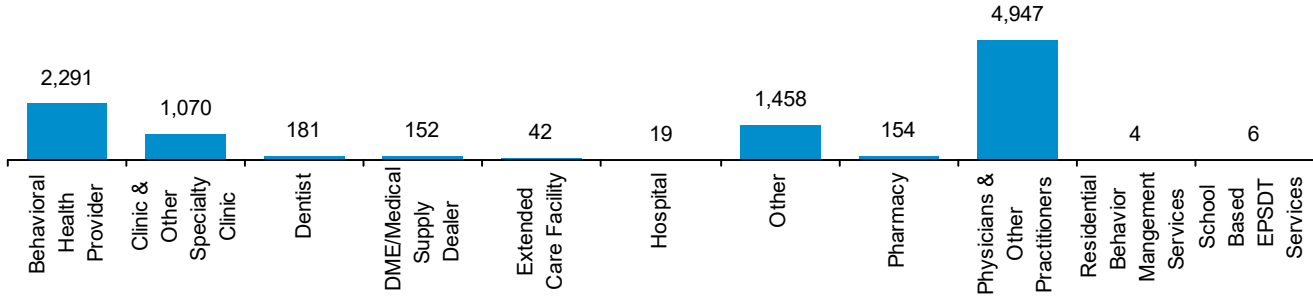
Provider Network is providers who are contracted to provide health care services by locations, programs, types, and specialties. Providers are being counted multiple times if they have multiple locations, programs, types, and/or specialties. The term “contracted” is defined as a provider that was enrolled with Oklahoma SoonerCare within the reporting period, it does not necessarily indicate participation.

Provider Network Count



September 2019 revised methodology

Provider Network by Type

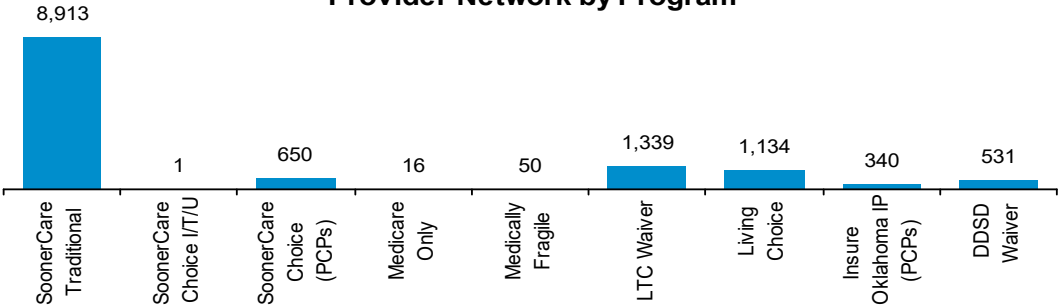


Primary Care Provider (PCP) Capacities

SoonerCare Program	Total Capacity	% of Capacity Used
SoonerCare Choice	219,849	46.65%
SoonerCare Choice I/T/U	2,500	50.64%
Insure Oklahoma IP	45,871	1.44%

Total Capacity represents the maximum number of members that PCPs request to have assigned within OHCA’s limit. Panels on hold status are excluded from the capacity calculation.

Provider Network by Program



Acronyms

- DDSD - Developmental Disabilities Services Division
- DME - Durable Medical Equipment
- IP - Individual Plan
- I/T/U - Indian Health Service/Tribal/ Urban Indian
- LTC - Long-Term Care
- PCMH - Patient Centered Medical Home
- PCP - Primary Care Provider

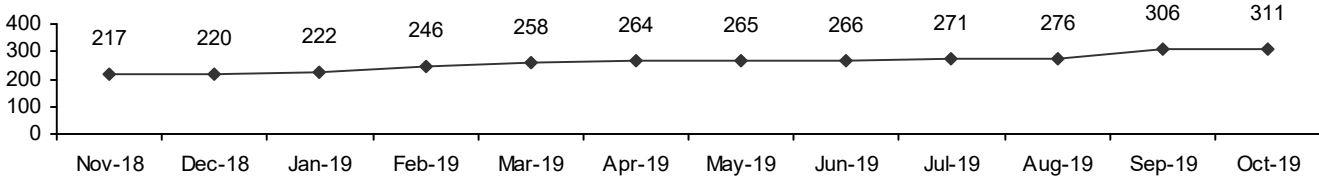
Provider Fast Facts by County

October 2019

Wagoner County

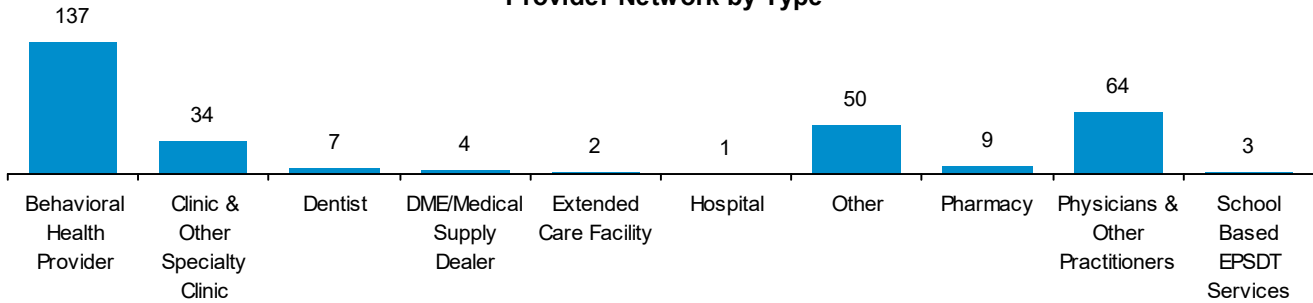
Provider Network is providers who are contracted to provide health care services by locations, programs, types, and specialties. Providers are being counted multiple times if they have multiple locations, programs, types, and/or specialties. The term “contracted” is defined as a provider that was enrolled with Oklahoma SoonerCare within the reporting period, it does not necessarily indicate participation.

Provider Network Count



September 2019 revised methodology

Provider Network by Type

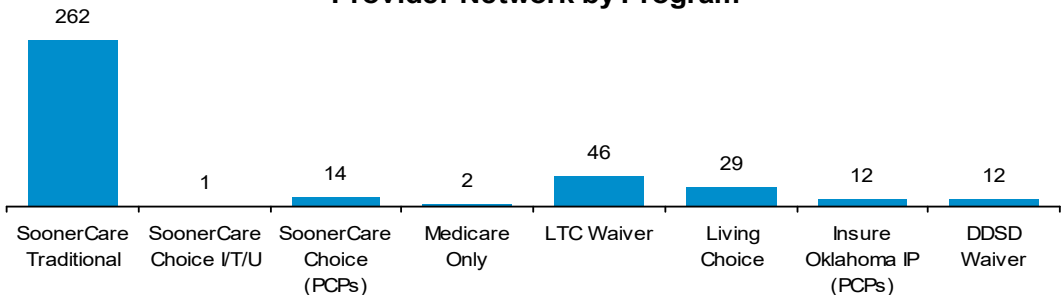


Primary Care Provider (PCP) Capacities

SoonerCare Program	Total Capacity	% of Capacity Used
SoonerCare Choice	5,650	53.56%
SoonerCare Choice I/T/U	2,500	16.60%
Insure Oklahoma IP	4,050	1.38%

Total Capacity represents the maximum number of members that PCPs request to have assigned within OHCA’s limit. Panels on hold status are excluded from the capacity calculation.

Provider Network by Program



Acronyms

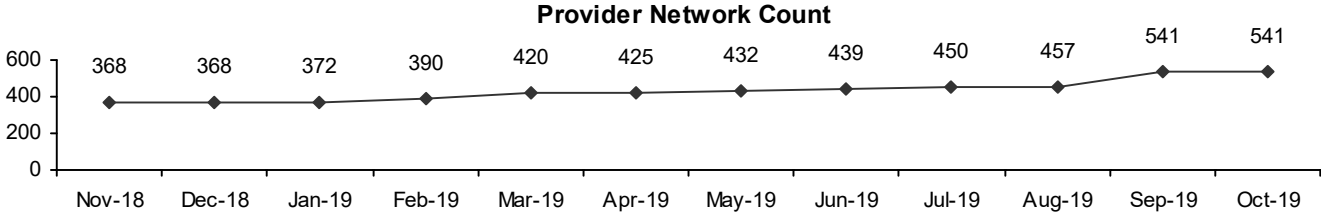
- DDSD - Developmental Disabilities Services Division
- DME - Durable Medical Equipment
- IP - Individual Plan
- I/T/U - Indian Health Service/Tribal/ Urban Indian
- LTC - Long-Term Care
- PCMH - Patient Centered Medical Home
- PCP - Primary Care Provider

Provider Fast Facts by County

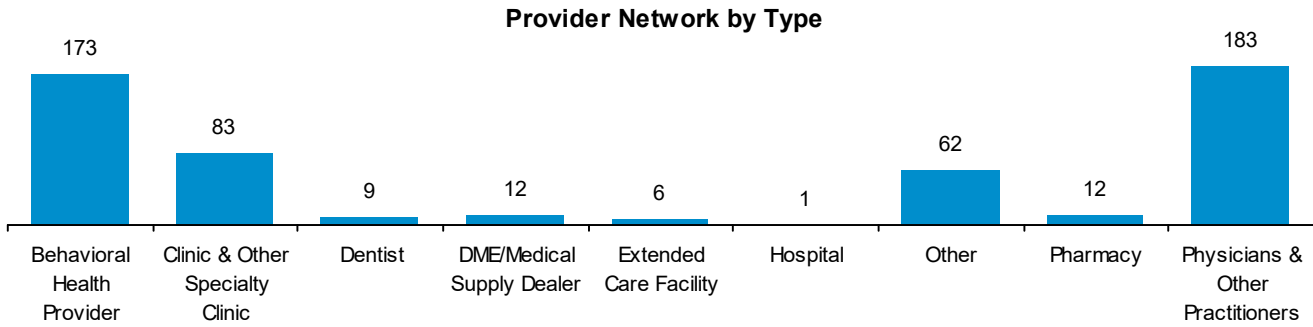
October 2019

Washington County

Provider Network is providers who are contracted to provide health care services by locations, programs, types, and specialties. Providers are being counted multiple times if they have multiple locations, programs, types, and/or specialties. The term "contracted" is defined as a provider that was enrolled with Oklahoma SoonerCare within the reporting period, it does not necessarily indicate participation.



September 2019 revised methodology

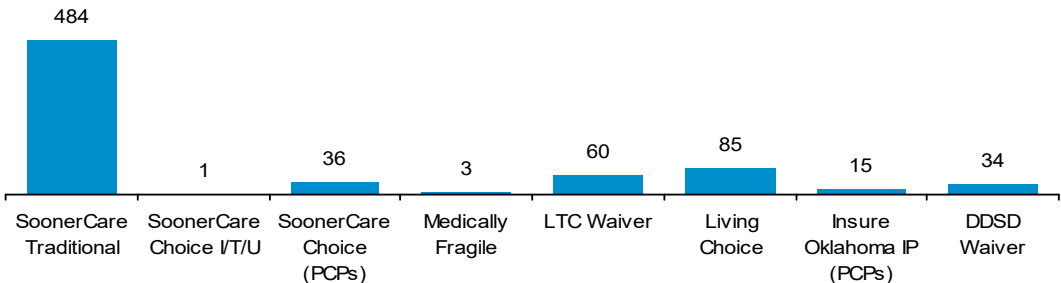


Primary Care Provider (PCP) Capacities

SoonerCare Program	Total Capacity	% of Capacity Used
SoonerCare Choice	13,425	48.31%
SoonerCare Choice I/T/U	2,500	2.00%
Insure Oklahoma IP	6,640	0.71%

Total Capacity represents the maximum number of members that PCPs request to have assigned within OHCA's limit. Panels on hold status are excluded from the capacity calculation.

Provider Network by Program



Acronyms

- DDSD - Developmental Disabilities Services Division
- DME - Durable Medical Equipment
- IP - Individual Plan
- I/T/U - Indian Health Service/Tribal/ Urban Indian
- LTC - Long-Term Care
- PCMH - Patient Centered Medical Home
- PCP - Primary Care Provider

Provider Fast Facts by County

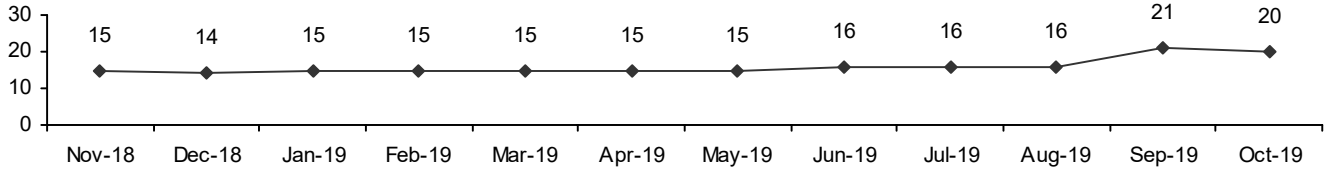
October 2019

Washita County



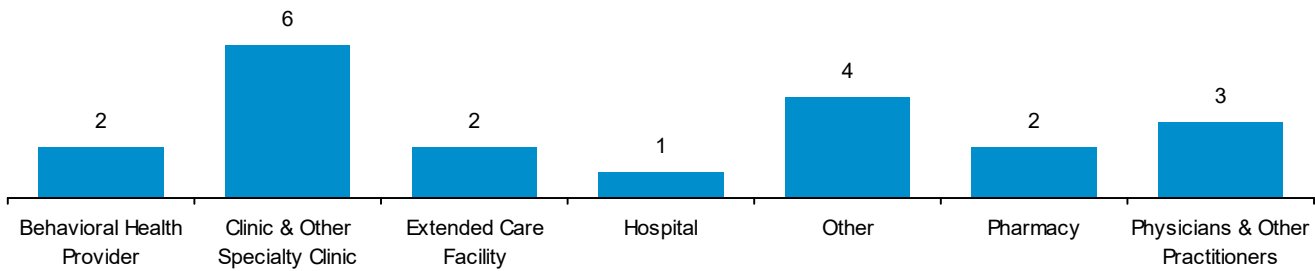
Provider Network is providers who are contracted to provide health care services by locations, programs, types, and specialties. Providers are being counted multiple times if they have multiple locations, programs, types, and/or specialties. The term “contracted” is defined as a provider that was enrolled with Oklahoma SoonerCare within the reporting period, it does not necessarily indicate participation.

Provider Network Count



September 2019 revised methodology

Provider Network by Type

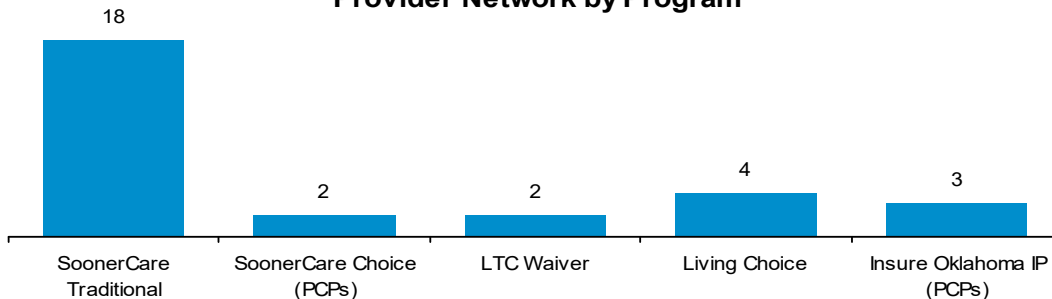


Primary Care Provider (PCP) Capacities

SoonerCare Program	Total Capacity	% of Capacity Used
SoonerCare Choice	700	50.71%
Insure Oklahoma IP	225	1.33%

Total Capacity represents the maximum number of members that PCPs request to have assigned within OHCA's limit. Panels on hold status are excluded from the capacity calculation.

Provider Network by Program



Acronyms

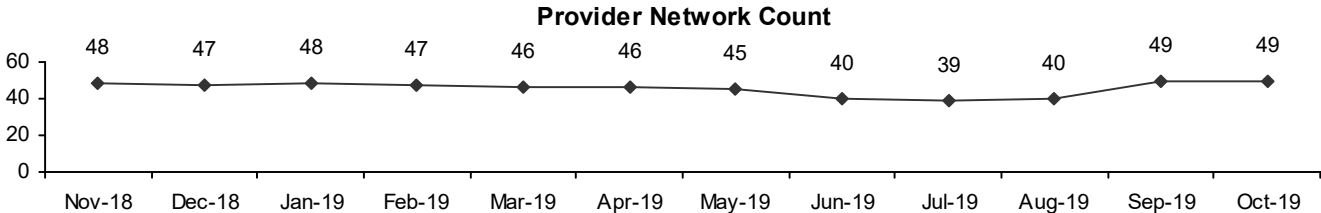
- DDSD - Developmental Disabilities Services Division
- DME - Durable Medical Equipment
- IP - Individual Plan
- I/T/U - Indian Health Service/Tribal/ Urban Indian
- LTC - Long-Term Care
- PCMH - Patient Centered Medical Home
- PCP - Primary Care Provider

Provider Fast Facts by County

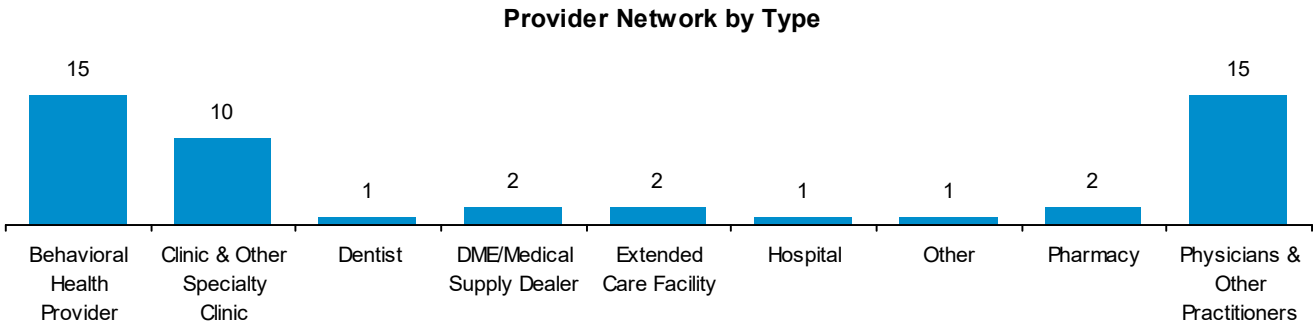
October 2019

Woods County

Provider Network is providers who are contracted to provide health care services by locations, programs, types, and specialties. Providers are being counted multiple times if they have multiple locations, programs, types, and/or specialties. The term "contracted" is defined as a provider that was enrolled with Oklahoma SoonerCare within the reporting period, it does not necessarily indicate participation.



September 2019 revised methodology

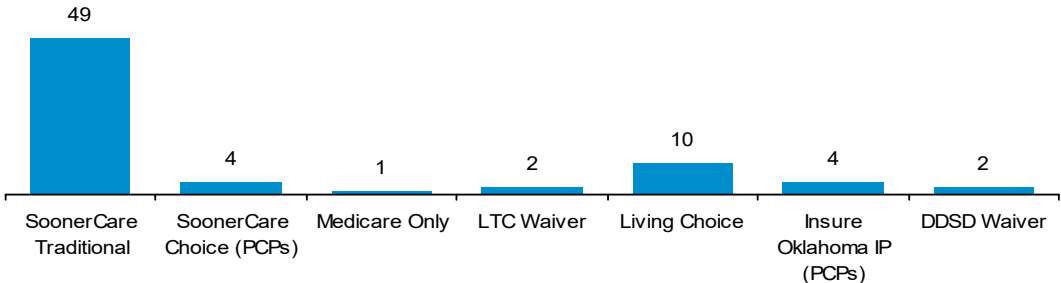


Primary Care Provider (PCP) Capacities

SoonerCare Program	Total Capacity	% of Capacity Used
SoonerCare Choice	700	44.43%
Insure Oklahoma IP	560	2.14%

Total Capacity represents the maximum number of members that PCPs request to have assigned within OHCA's limit. Panels on hold status are excluded from the capacity calculation.

Provider Network by Program



Acronyms

- DDSD - Developmental Disabilities Services Division
- DME - Durable Medical Equipment
- IP - Individual Plan
- I/T/U - Indian Health Service/Tribal/ Urban Indian
- LTC - Long-Term Care
- PCMH - Patient Centered Medical Home
- PCP - Primary Care Provider

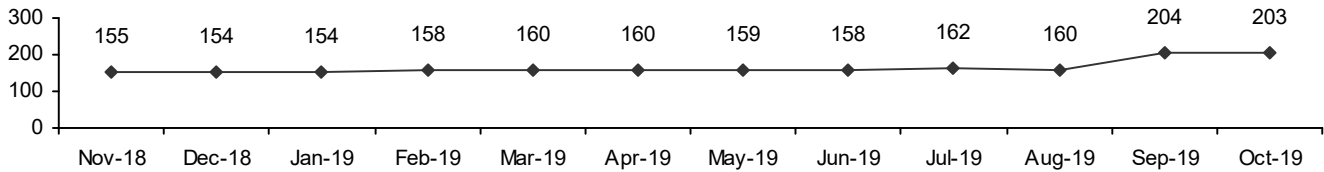
Provider Fast Facts by County

October 2019

Woodward County

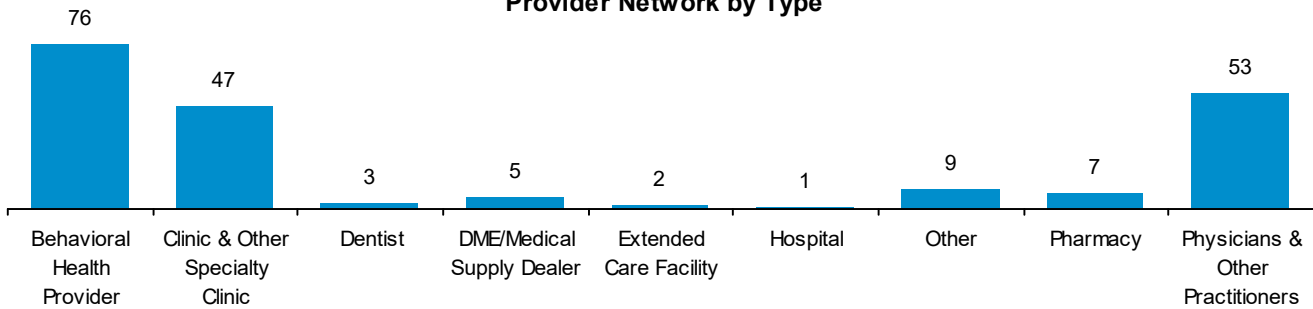
Provider Network is providers who are contracted to provide health care services by locations, programs, types, and specialties. Providers are being counted multiple times if they have multiple locations, programs, types, and/or specialties. The term “contracted” is defined as a provider that was enrolled with Oklahoma SoonerCare within the reporting period, it does not necessarily indicate participation.

Provider Network Count



September 2019 revised methodology

Provider Network by Type

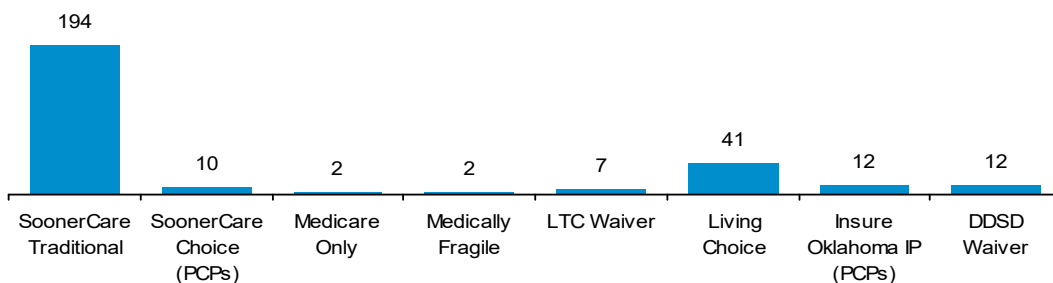


Primary Care Provider (PCP) Capacities

SoonerCare Program	Total Capacity	% of Capacity Used
SoonerCare Choice	5,350	47.25%
Insure Oklahoma IP	2,330	1.76%

Total Capacity represents the maximum number of members that PCPs request to have assigned within OHCA's limit. Panels on hold status are excluded from the capacity calculation.

Provider Network by Program



Acronyms

- DDSD - Developmental Disabilities Services Division
- DME - Durable Medical Equipment
- IP - Individual Plan
- I/T/U - Indian Health Service/Tribal/ Urban Indian
- LTC - Long-Term Care
- PCMH - Patient Centered Medical Home
- PCP - Primary Care Provider