

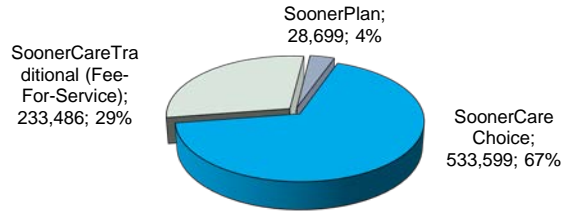
SoonerCare Fast Facts

August 2019

TOTAL ENROLLMENT – OKLAHOMA SOONERCARE (MEDICAID)

Qualifying Group	Age Group	Enrollment	% of Total
Aged/Blind/Disabled	Child	17,099	2.15%
Aged/Blind/Disabled	Adult	140,218	17.62%
Children/Parents	Child	509,429	64.02%
Children/Parents	Adult	73,791	9.27%
Other	Child	343	0.04%
Other	Adult	25,086	3.15%
Oklahoma Cares (Breast and Cervical Cancer)		364	0.05%
SoonerPlan (Family Planning)		28,699	3.61%
TEFRA		755	0.09%

Delivery System Breakdown of Total Enrollment



Total Enrollment	795,784	Adults	265,859	33%
		Children	529,925	67%

OTHER Group includes—DDSD State-PKU-Q1-Q2-Refugee--SLMB-Soon to be Sooners (STBS) and TB patients. The Total Enrollment figure makes up 450,544 cases. A case is used to group members of the same family living in the same household.

For more information go to www.okhca.org under Individuals then to Programs. Insure Oklahoma members are NOT included in the figures above.

Unless stated otherwise, CHILD is defined as an individual under the age of 21.

Note that all subsequent figures are groups within the above total enrollment numbers (except Insure Oklahoma). SoonerPlan members are not entitled to the full scope of benefits, only family planning services are covered.

The Insure Oklahoma is a program to assist qualifying small business owners, employees & their spouses (Employer-Sponsored Insurance- ESI) with health insurance premiums and some individual Oklahomans (Individual Plan-IP) with limited health coverage. www.insureoklahoma.org

Other Enrollment Facts

Total Enrollment (Including Insure Oklahoma) - 814,606

Unduplicated Enrollment SFY (July through report month including Insure Oklahoma) - 834,374

Other Breakdowns of Total Enrollment

Oklahoma SoonerCare (Medicaid) members residing in a long-term care facility - 15,082

Oklahoma persons enrolled in both Medicare and Medicaid (Dual Enrollees) - 116,419

SoonerCare (Medicaid) members enrolled in Home & Community-Based Services (HCBS) Waivers - 22,798

SoonerCare (Medicaid) members enrolled in Program of All-Inclusive Care for the Elderly (PACE) - 547

Small Businesses Enrolled in ESI	Employees w/ ESI	Individual Plan (IP) Members
3,665	13,494	5,333

New Enrollees

Oklahoma SoonerCare members that have not been enrolled in the past 6 months.

Adult	6,951
Child	10,161
Total	17,112

CHIP Breakdown of Total Enrollment

Members qualifying for SoonerCare (Medicaid) eligibility under the CHIP program are under age 19 and have income between the maximum for standard eligibility and the expanded Federal Poverty Level (FPL) income

Age Breakdown	% of FPL	CHIP Enrollees
INSURE OK DEPENDENTS (ESI)		184
PRENATAL		3,588
INFANT	170% to 210%	2,092
1 to 5	152% to 210%	19,365
6 to 13	116% to 210%	55,896
14-18	66% to 210%	49,421
Total		130,546

Race Breakdown of Total Enrollment

	Children	Adults	Percent	Pregnant Women
American Indian	61,110	20,369	10%	2,763
Asian or Pacific Islander	10,841	4,766	2%	578
Black or African American	56,667	36,525	12%	2,485
Caucasian	303,018	182,246	61%	13,873
Two or More Races	60,075	14,012	9%	1,657
Declined To Answer	38,214	7,941	6%	1,459
Hispanic or Latino	123,157	20,094	18%	4,921

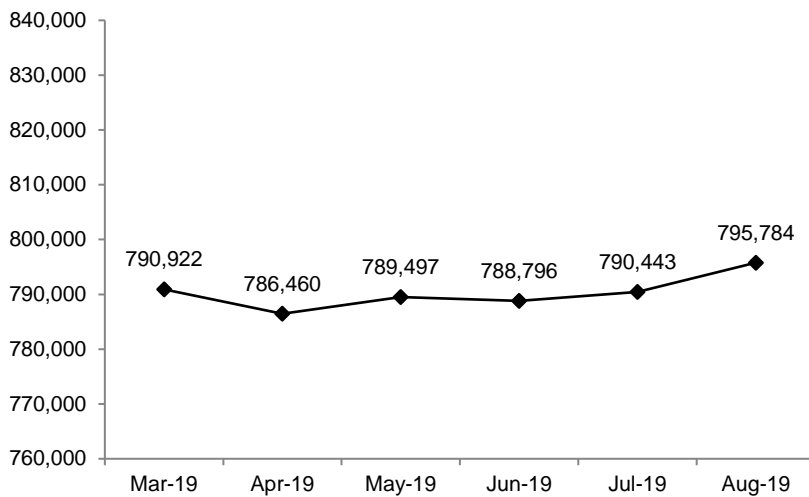
Race is self-reported by members at the time of enrollment. The two or more race members have selected two or more races. Hispanic or Latino is an ethnicity, not a race. Hispanics or Latinos can be any race and are accounted for in the race category above. Pregnant women includes CHIP Prenatal.

Age Breakdown of Total Enrollment

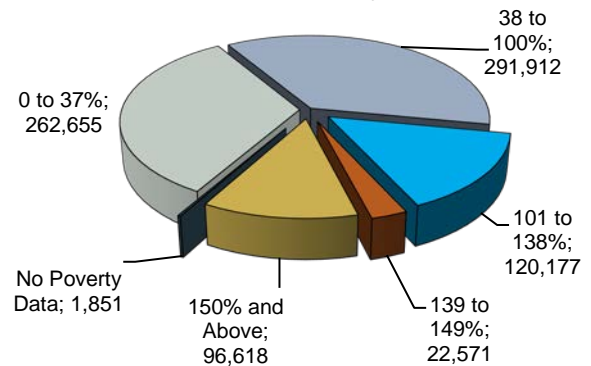


Data was compiled by the Office of Data Governance and Analytics as of the report date and is subject to change. Numbers frequently change due to certifications occurring after the data is extracted and other factors. This report is based on data within the system prior to the report date. A majority of the data is a "point in time" representation of the specific report month and is not cumulative. Unless stated otherwise, CHILD is defined as an individual under the age of 21.

Total Enrollment Trend



Percent of Federal Poverty Levels Totals



The "No Poverty Data" group consists of members with no poverty data and members enrolled with an aid category of U- DDSD State, R2 - OJA not Incarcerated, or R4 - OJA Incarcerated. These aid categories do not require poverty data or do not use the poverty data

Media Contact:

Jo Stainsby, Director, Office of Public Information
 Office: 405-522-7474 or Cell: 405-365-6454
 Katelynn Burns, Sr. Public Information Representative
 Office: 405-522-7266 or Cell: 405-397-6757

SoonerCare provider rates set to increase

OKLAHOMA CITY – The Oklahoma Health Care Authority board voted to approve a five percent rate increase to most SoonerCare (Oklahoma Medicaid) providers during their Aug. 21 board meeting.

The rate increase, mandated by Senate Bill 1044, is effective Oct. 1, contingent upon approval by the Centers for Medicare & Medicaid Services (CMS).

“A goal of the OHCA is to pay providers competitive rates for services for our SoonerCare members. The rate increase mandated by SB1044 will help us sustain and continue to build our network of providers across the state,” said OHCA CEO Kevin Corbett. “A strong provider network ultimately benefits our SoonerCare members by improving access to care.”

Per SB1044, the rate increase excludes: services financed through appropriations to other state agencies; Durable Medical Equipment, Prosthetics, Orthotics, and Supplies (DMEPOS); non-emergency transportation capitation payments; services provided to Insure Oklahoma (IO) members; payments for drug ingredients/physician supplied drugs; Indian Health Services/Tribal/Urban Clinics (I/T/U); Federally Qualified Health Centers (FQHCs); and Rural Health Centers (RHCs).

The five percent rate increase will put SoonerCare physician rates at 93.63% of the Medicare physician fee schedule. SoonerCare physician rates have not exceeded 90% since mid-2014 when state budget reductions resulted in a 7.75% reduction to rates, dropping them to 89.25% of Medicare.

For the remainder of State Fiscal Year (SFY) 2020, the rate increase will have an estimated budget impact of \$62.8 million of which \$21.3 million is state share. The estimated budget impact for SFY 2021, a full year with the increase, is about \$85.65 million; of which \$28.3 million is state share.

Data was compiled by the Office of Data Governance and Analytics as of the report date and is subject to change. Numbers frequently change due to certifications occurring after the data is extracted and other factors. This report is based on data within the system prior to the report date. A majority of the data is a “point in time” representation of the specific report month and is not cumulative. Unless stated otherwise, CHILD is defined as an individual under the age of 21.