

# SoonerCare Adult Fast Facts

October 2020



**OKLAHOMA**  
Health Care Authority

Adults age 19 and over account for approximately 37 percent of the enrollees in the SoonerCare program. Adults that are enrolled under the SoonerCare program can receive a vast array of treatment and services such as inpatient and outpatient hospital, behavioral health, prescribed drugs, and other health services. For more information go to our website at [www.okhca.org](http://www.okhca.org).

## SoonerCare Adult Breakdown

Qualifying Group	Enrollment by Age Group						
	Total	Percent	19 - 25	26 - 34	35 - 54	55 - 64	65+
<b>Aged/Blind/Disabled (ABD)</b>	<b>145,766</b>	42.6%	7,062	11,175	36,719	37,149	53,661
<b>Adults in the Children/Parents Group</b>	<b>124,837</b>	36.5%	41,046	42,715	38,963	2,007	106
<b>Oklahoma Cares</b>	<b>489</b>	0.1%	13	93	219	162	2
<b>SoonerPlan</b>	<b>41,035</b>	12.0%	8,669	15,365	14,861	1,839	301
<b>Other</b>	<b>30,121</b>	8.8%	2,076	3,435	5,276	6,362	12,972

OTHER Group includes—TEFRA-Refugee-Qualified Medicare Beneficiary-SLMB-DDSD Supported Living and TB patients. For more information go to [www.okhca.org](http://www.okhca.org) under Individuals and Programs. Insure Oklahoma members are NOT included in the figures above.

**Total Adult Enrollment 342,248 Males 107,661 Females 234,587**

**Adults with Long-Term Care - 14,347**

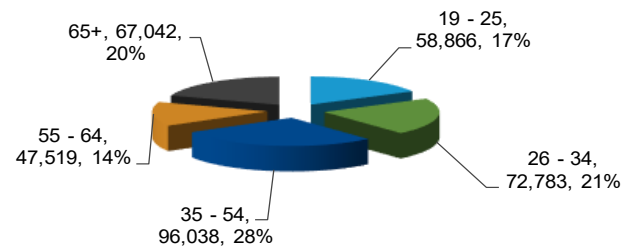
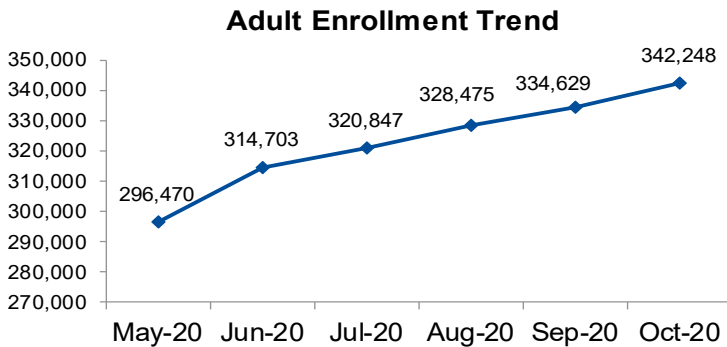
**Adults with Third Party Liability - 39,015**

**Adult Dual Enrollees - 121,736**

**Pregnant Adults - 31,835**

**SFY2021 Enrollment Year to Date 351,419**

## Age Breakdown of Adult Enrollment



**Oct-20 Enrollment: 342,248 Oct-19 Enrollment: 272,924 Change in Enrollment: 69,324**

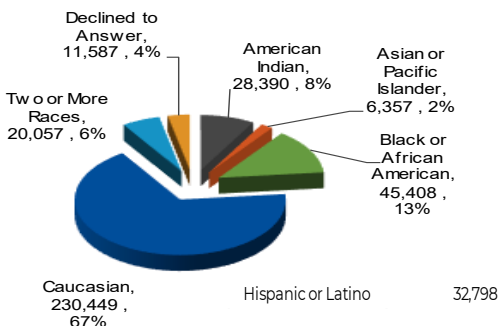
\*Increase beginning in March due to COVID-19 economic impact and relief measures (continuity of care by postponing recertification).

\*\*June increase also due to large numbers of new members

## Delivery System Breakdown of Adult Enrollment

Program	Enrollment	Percent
SoonerCare Traditional (Fee-For-Service)	172,873	50.5%
SoonerCare Choice	128,340	37.5%
SoonerPlan	41,035	12.0%

## Race Breakdown of Adult Enrollment



Race is self-reported by members at the time of enrollment. The multiple race members have selected two or more races. Hispanic or Latino is an ethnicity not a race. Hispanics or Latinos can be of any race and are accounted for in a race category above.

Top 10 Paid Adult Services Categorized as:	Members Served (Unduplicated)		
	Members Served (Unduplicated)	Claims Paid	Amount Paid
Nursing Home Services	12,273	46,001	\$47,540,123.23
Prescribed Drugs Services	75,591	224,402	\$29,749,931.77
Inpatient Services	7,904	9,650	\$27,285,763.54
Physician Services	92,563	284,289	\$21,949,218.86
Outpatient Services	41,428	56,596	\$18,504,236.25
Community Support Services	3,694	44,312	\$18,464,532.99
State Program (SP) Services	23,222	87,134	\$13,223,545.29
Behavioral Health Services - Adult (BHSA) Svcs	19,703	86,602	\$9,116,322.17
Personal Care Services	13,436	146,678	\$6,612,947.23
ICF-MR Services	1,399	4,655	\$5,840,903.28
<b>All Paid Services in Reporting Month:</b>	<b>Members Served (Unduplicated)</b>	<b>Claims Paid</b>	<b>Amount Paid</b>
	336,542	1,861,075	\$265,518,131.92

For this report ADULT is defined as an individual age 19 and older. This publication is authorized by the Oklahoma Health Care Authority in accordance with state and federal regulations. OHCA is in compliance with the Title VI and Title VII of the 1964 Civil Rights Act and the Rehabilitation Act of 1973. For additional copies, you can go online to OHCA's web site [www.okhca.org](http://www.okhca.org) under Research/Statistics and Data ([www.okhca.org/research/data](http://www.okhca.org/research/data)). The Oklahoma Health Care Authority does not discriminate on the basis of race, color, national origin, gender, religion, age or disability in employment or the provision of services. Data was compiled by the Office of Data Governance & Analytics as of the report date and is subject to change.