

# Pharmacy Fast Facts

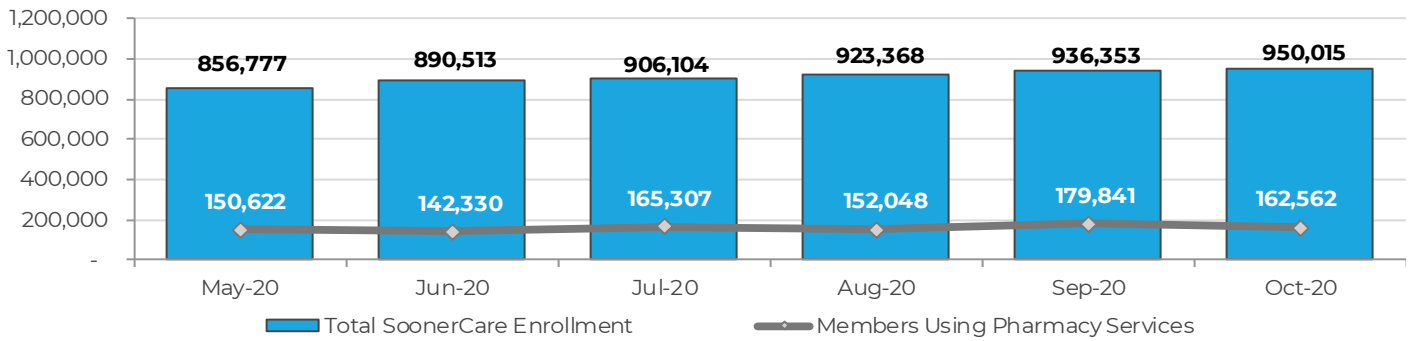
October 2020



**OKLAHOMA**

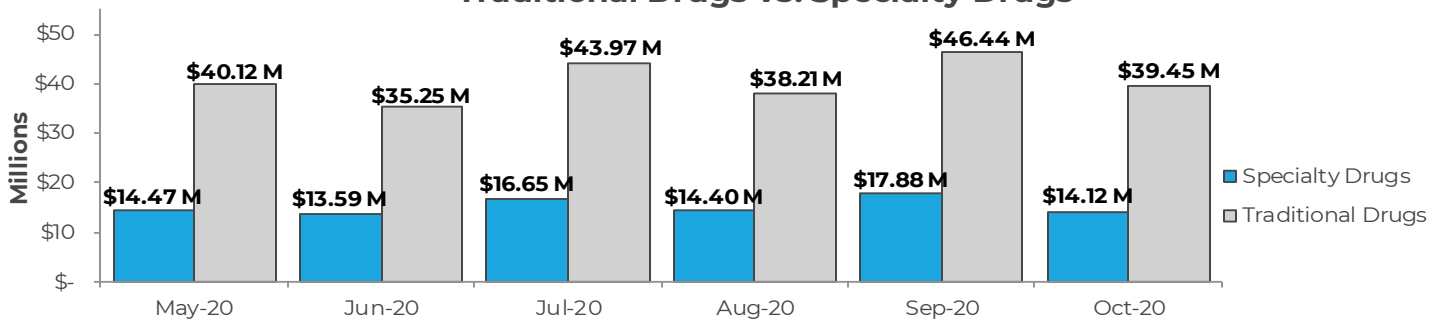
Health Care Authority

## Members Using Pharmacy Services vs. Total Enrollment



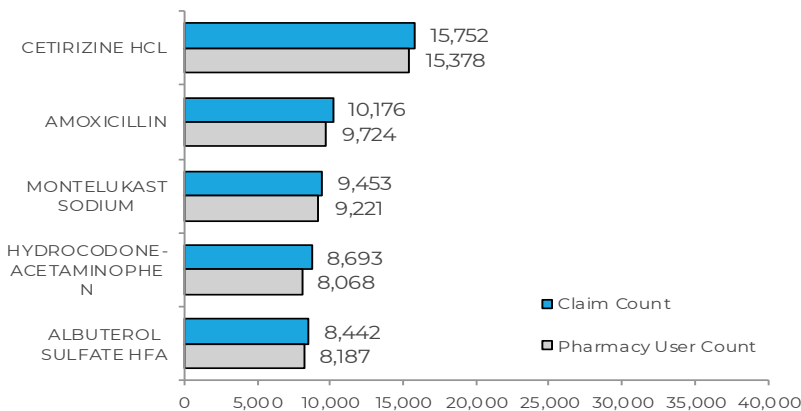
	Members Served (Utilizers)	Numbers of Paid Prescriptions	Total Reimbursement
<b>Adult</b>	71,956	235,163	\$30,745,962
<b>Child</b>	90,606	191,214	\$23,527,486
<b>Total</b>	162,562	426,377	\$54,273,448

## \*Traditional Drugs vs. Specialty Drugs



\*Higher than average reimbursement due to large mass adjustment

## Top 5 Medications by Claims



## Total Pharmacy Reimbursement Per Member Per Month



Notes: Per Member Per Month based on Total Enrollment; including Insure Oklahoma.

## Spending and Claim Statistics for October 2020

	Total Reimbursement Amount	Number of Paid Prescriptions	Average Reimbursement per Prescription	Dispensing Rate
<b>Generic</b>	\$13,996,019	368,265	\$38	88%
<b>Brand Name</b>	\$39,572,267	50,742	\$780	12%
<b>Total</b>	\$53,568,286	419,007	\$128	

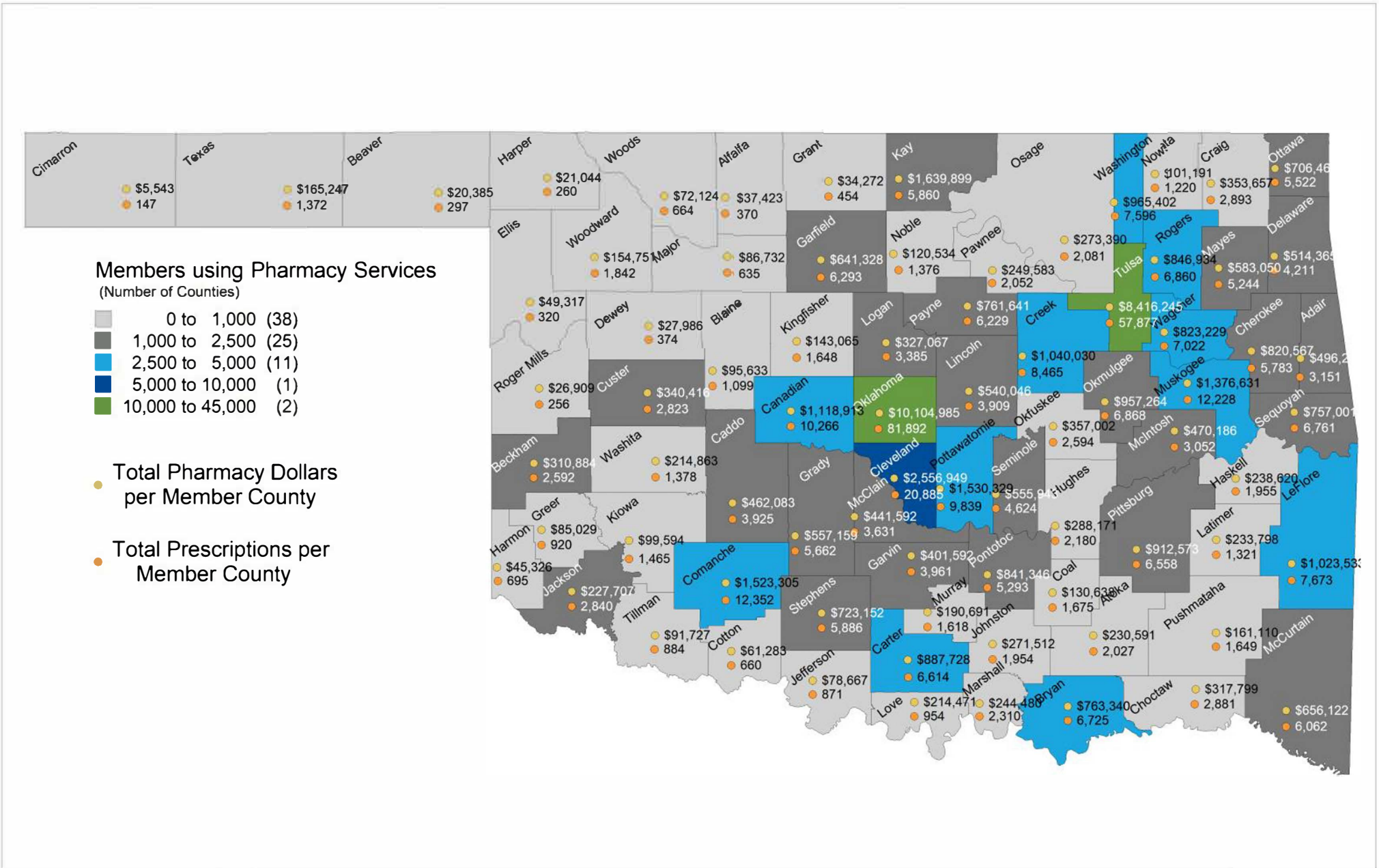
Utilization of non-drug items is not included.

Child is defined as an individual aged 0-18. Pharmacy claims data excludes compound claims. Pharmacy User is member using pharmacy services. Member counts include Insure Oklahoma. This publication is authorized by the Oklahoma Health Care Authority in accordance with state and federal regulations. OHCA is in compliance with the Title VI and Title VII of the 1964 Civil Rights Act and the Rehabilitation Act of 1973. For additional copies, you can go online to OHCA's website [www.okhca.org](http://www.okhca.org) under Research/Statistics and Data. The Oklahoma Health Care Authority does not discriminate on the basis of race, color, national origin, gender, religion, age or disability in employment or the provision of services. Data was compiled by the Office of Data Governance & Analytics as of the report date and is subject to change.

# Pharmacy Fast Facts October 2020



**OKLAHOMA**  
Health Care Authority



\* The dollars reported are for the report month.