

# American Indian Fast Facts

October 2020



**OKLAHOMA**  
Health Care Authority

Validation Percent		Total American Indian Enrollment	Total Enrollment (includes Insure Oklahoma)	Percent of Total
Self Reported	38%	156,506	950,015	16%
Verified	62%			

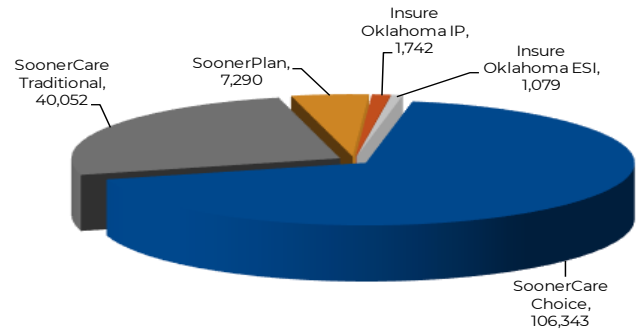
Total Enrollment is the number of members enrolled in SoonerCare and Insure Oklahoma.

## American Indian Enrollment by Aid Category

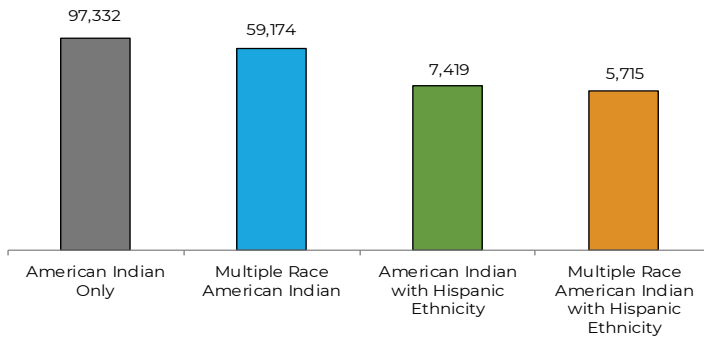
Qualifying Group	Enrollment	% of Total
Children/Parents	127,378	81.39%
Aged/Blind/Disabled	16,232	10.37%
Oklahoma Cares	84	0.05%
TEFRA	60	0.04%
OTHER	2,641	1.69%
SoonerPlan	7,290	4.66%
Insure Oklahoma Employer-Sponsored Insurance (ESI)	1,079	0.69%
Insure Oklahoma Individual Plan (IP)	1,742	1.11%

OTHER group includes—Child Custody-Refugee-Qualified Medicare Beneficiary-SLMB-DDSD Supported Living-Program of All Inclusive Care for the Elderly (PACE)-Soon to be Sooners (STBS) and TB patients. For more information go to [www.okhca.org](http://www.okhca.org) under Individuals then to Programs.

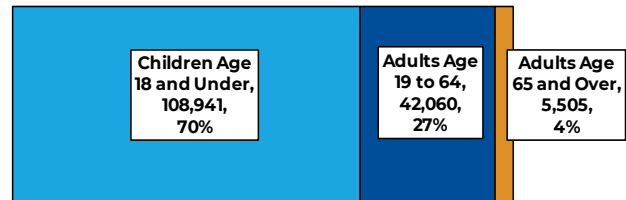
## American Indian Enrollment by Delivery System



## American Indian Race Breakdown



## Age Breakdown of American Indian Enrollment



## Gender Breakdown of American Indian Enrollment

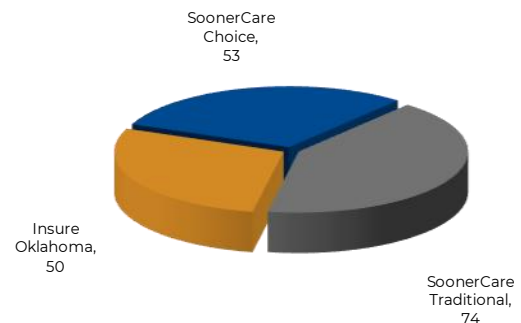
Female	86,920
Male	69,586

Race is self-reported by members at the time of enrollment. The multiple race members have selected two or more races. Hispanic is an ethnicity not a race.

## Indian Health Service/Tribal/Urban (I/T/U) Providers

I/T/U Clinics & Hospitals	
Clinics	62
Hospitals	8

## I/T/U Providers by Program



**I/T/U Providers Accepting Non-Indian Members** 22

# American Indian Fast Facts October 2020

