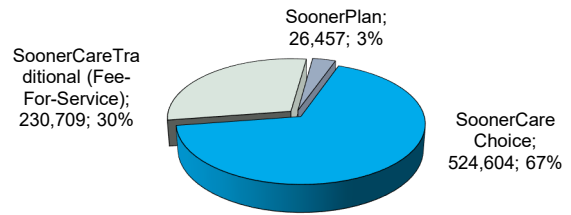


## January 2020

### TOTAL ENROLLMENT – OKLAHOMA SOONERCARE (MEDICAID)

Qualifying Group	Age Group	Enrollment	% of Total
Aged/Blind/Disabled	Child	17,085	2.19%
Aged/Blind/Disabled	Adult	140,739	18.00%
Children/Parents	Child	500,859	64.07%
Children/Parents	Adult	69,429	8.88%
Other	Child	350	0.04%
Other	Adult	25,719	3.29%
Oklahoma Cares (Breast and Cervical Cancer)		355	0.05%
SoonerPlan (Family Planning)		26,457	3.38%
TEFRA		777	0.10%

### Delivery System Breakdown of Total Enrollment



Total Enrollment	781,770	Adults	260,731	33%
		Children	521,039	67%

OTHER Group includes—DDSD State-PKU-Q1-Q2-Refugee--SLMB--Soon to be Sooners (STBS) and TB patients. The Total Enrollment figure makes up 445,899 cases. A case is used to group members of the same family living in the same household.

For more information go to [www.okhca.org](http://www.okhca.org) under Individuals then to Programs. Insure Oklahoma members are NOT included in the figures above.

Unless stated otherwise, CHILD is defined as an individual under the age of 21.

Note that all subsequent figures are groups within the above total enrollment numbers (except Insure Oklahoma). SoonerPlan members are not entitled to the full scope of benefits, only family planning services are covered.

The Insure Oklahoma is a program to assist qualifying small business owners,

[www.insureoklahoma.org](http://www.insureoklahoma.org)

#### New Enrollees

Oklahoma SoonerCare members that have not been enrolled in the past 6 months.

Adult	7,833
Child	9,316
<b>Total</b>	<b>17,149</b>

#### CHIP Breakdown of Total Enrollment

Members qualifying for SoonerCare (Medicaid) eligibility under the CHIP program are under age 19 and have income between the maximum for standard eligibility and the expanded Federal Poverty Level (FPL) income

Age Breakdown	% of FPL	CHIP Enrollees
INSURE OK DEPENDENTS (ESI)		217
PRENATAL		3,548
INFANT	170% to 210%	1,996
1 to 5	152% to 210%	18,381
6 to 13	116% to 210%	54,561
14-18	66% to 210%	48,237
<b>Total</b>		<b>126,940</b>

#### Other Enrollment Facts

Total Enrollment (Including Insure Oklahoma) - 800,026

Unduplicated Enrollment SFY (July through report month including Insure Oklahoma) - 924,699

#### Other Breakdowns of Total Enrollment

Oklahoma SoonerCare (Medicaid) members residing in a long-term care facility - 15,150

Oklahoma persons enrolled in both Medicare and Medicaid (Dual Enrollees) - 117,665

SoonerCare (Medicaid) members enrolled in Home & Community-Based Services (HCBS) Waivers - 23,132

SoonerCare (Medicaid) members enrolled in Program of All-Inclusive Care for the Elderly (PACE) - 605

Small Businesses Enrolled in ESI	Employees w/ ESI	Individual Plan (IP) Members
3,619	13,058	5,199

#### Race Breakdown of Total Enrollment

	Children	Adults	Percent	Pregnant Women
American Indian	59,763	19,486	10%	2,673
Asian or Pacific Islander	10,950	4,736	2%	565
Black or African American	55,685	35,884	12%	2,477
Caucasian	299,086	179,986	61%	13,521
Two or More Races	59,861	13,931	9%	1,603
Declined To Answer	35,694	6,708	5%	1,329
Hispanic or Latino	122,261	19,708	18%	4,879

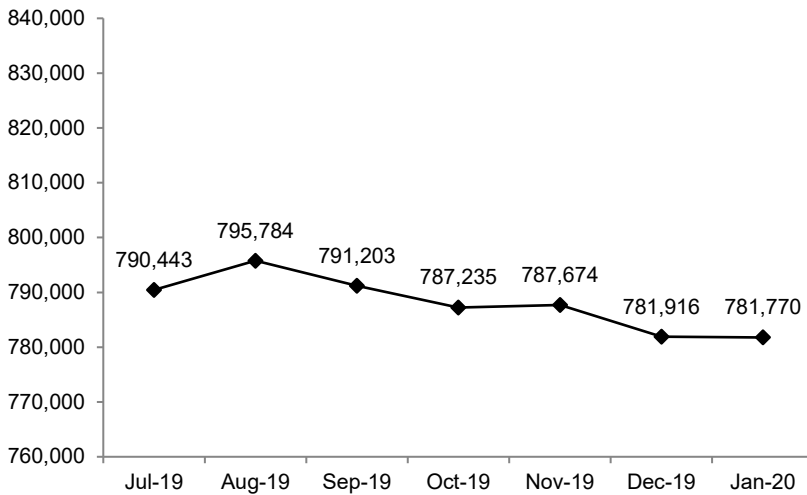
Race is self-reported by members at the time of enrollment. The two or more race members have selected two or more races. Hispanic or Latino is an ethnicity, not a race. Hispanics or Latinos can be any race and are accounted for in the race category above. Pregnant women includes CHIP Prenatal.

#### Age Breakdown of Total Enrollment

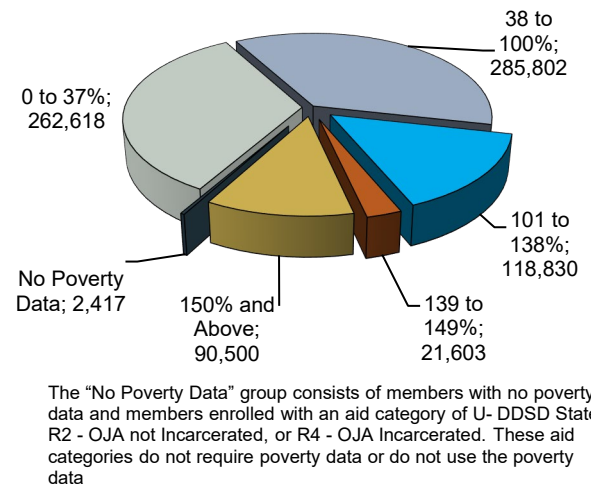


Data was compiled by the Office of Data Governance and Analytics as of the report date and is subject to change. Numbers frequently change due to certifications occurring after the data is extracted and other factors. This report is based on data within the system prior to the report date. A majority of the data is a "point in time" representation of the specific report month and is not cumulative. Unless stated otherwise, CHILD is defined as an individual under the age of 21.

**Total Enrollment Trend**



**Percent of Federal Poverty Levels Totals**



## OHCA policy changes will improve access to care, create savings

OKLAHOMA CITY – Two new Oklahoma Health Care Authority policies will increase SoonerCare members’ access to care and lower OHCA costs. The new policies include adding diabetes self-management training as a SoonerCare benefit and establishing registered behavior technicians as SoonerCare providers. The policies were enacted by emergency rules that Gov. J. Kevin Stitt signed earlier this month.

“Our core mission at OHCA is to find ways to improve services for our members and providers and act responsibly with taxpayer funds. Adding these new policies ultimately increases SoonerCare members’ access to services,” said OHCA CEO Kevin Corbett.

The first policy change establishes diabetes self-management training as a new benefit for SoonerCare members with diabetes. The training is an educational disease management benefit designed to teach members how to successfully manage and control their diabetes. Effective self-management training reduces hospitalizations and improves management of blood glucose, blood pressure and cholesterol levels. According to the Centers for Disease Control and Prevention, diabetes self-management training also lowers costs, with the cost of care 5.7% lower for individuals who receive the training compared to those who do not.

The second policy change establishes registered behavior technicians as SoonerCare providers. The policy outlines provider qualifications and notes that a board-certified behavior analyst must provide oversight for the technicians. Registered behavior technicians will now provide direct services to SoonerCare members who qualify for applied behavior analysis services. Adding additional resources will help prevent or minimize inpatient visits, resulting in cost savings while increasing access to care.

If you are a SoonerCare member or provider and have questions about these changes, please contact the SoonerCare Helpline at 800-987-7767 or visit [www.okhca.org](http://www.okhca.org).

Data was compiled by the Office of Data Governance and Analytics as of the report date and is subject to change. Numbers frequently change due to certifications occurring after the data is extracted and other factors. This report is based on data within the system prior to the report date. A majority of the data is a “point in time” representation of the specific report month and is not cumulative. Unless stated otherwise, CHILD is defined as an individual under the age of 21.