

ANALYSIS OF Stroke in Oklahoma's SoonerCare Program

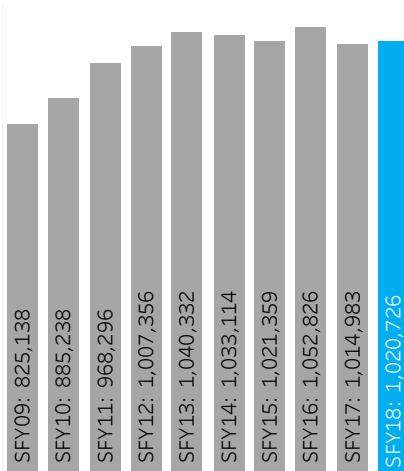


SoonerCare Members

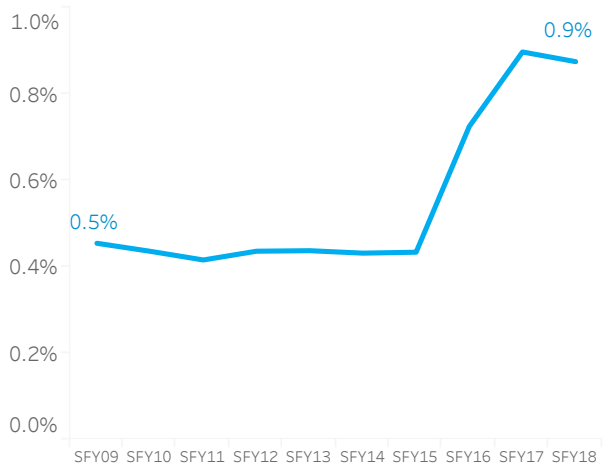
Stroke is a leading cause of serious long-term disability. The number of members with a stroke diagnosis in SFY2018 was 8,929. The prevalence rate of stroke among SoonerCare enrollees was 0.9% in SFY2018.

In SFY2018 there were **8,929** members with stroke, or **0.9%** of all members

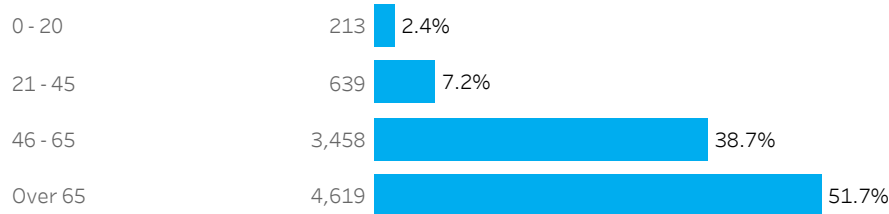
Total SoonerCare Enrollment
SFY2009 - SFY2018



Stroke Prevalence Rates
SFY2009 - SFY2018



Members with Stroke by Age Group SFY2018



51.7%
were over 65
4,619 members

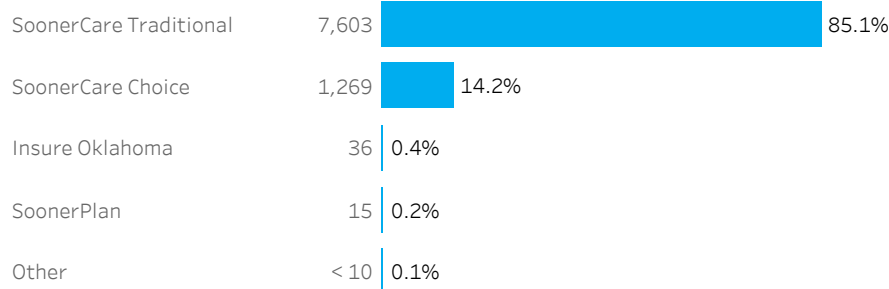
Members with Stroke by Eligibility Type SFY2018



70.0%
were Dual Eligible*
6,251 members

*Dual Eligible: members enrolled in both Medicaid and Medicare

Members with Stroke by Delivery System SFY2018




85.1%
were enrolled in
SoonerCare Traditional
7,603 members

ANALYSIS OF Stroke in Oklahoma's SoonerCare Program



Prevalence Rates



Count

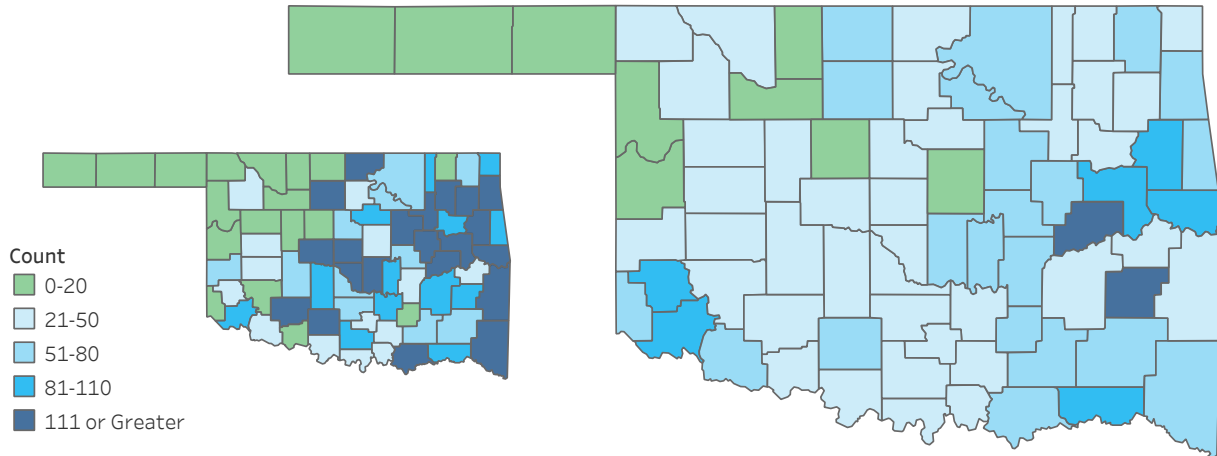
0-20	21-50	51-80	81-110	111 or Greater
------	-------	-------	--------	----------------

Count

0-20	21-50	51-80	81-110	111 or Greater
------	-------	-------	--------	----------------

Count

0-20	21-50	51-80	81-110	111 or Greater
------	-------	-------	--------	----------------

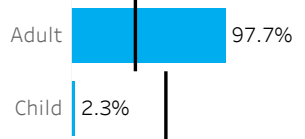


SoonerCare Members with Stroke

In SFY2018, stroke was more prevalent among adults, females, Black or African Americans, and Caucasians than would be expected based on the demographic composition of all SoonerCare members. See details below. The black line represents the percent of total SoonerCare members.

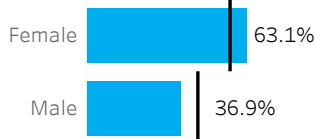
97.7%

were adults
8,727 members



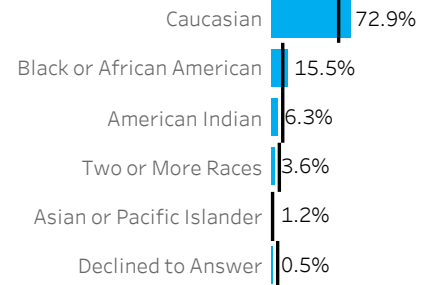
63.1%

were female
5,631 members



72.9%

were Caucasian
6,511 members

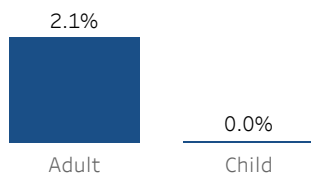


Demographics

Prevalence Rates Among SoonerCare Members

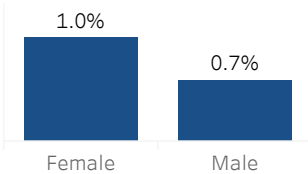
2.1%

of all adult members had a stroke



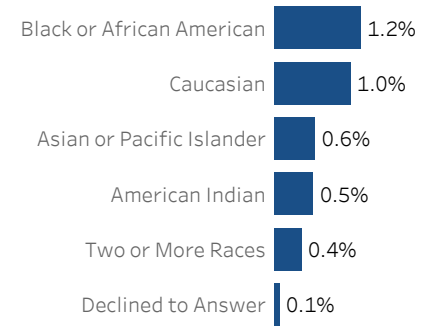
1.0%

of all female members had a stroke



1.2%

of all Black or African American members had a stroke



Data was compiled by the Office of Data Governance and Analytics. | Data is current as of February 2019 and is subject to change.

ANALYSIS OF Stroke in Oklahoma's SoonerCare Program

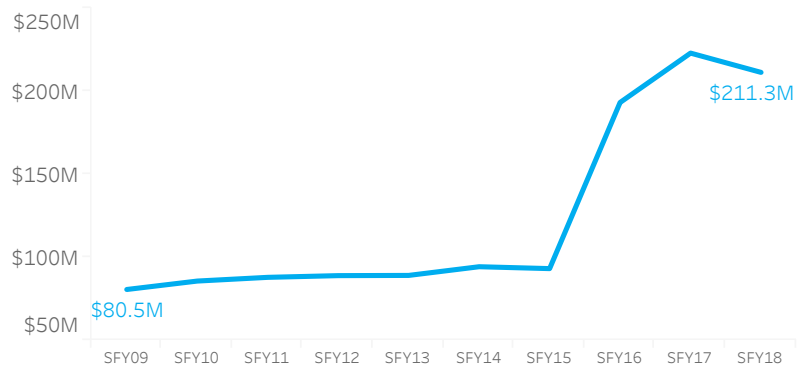


Reimbursement Cost

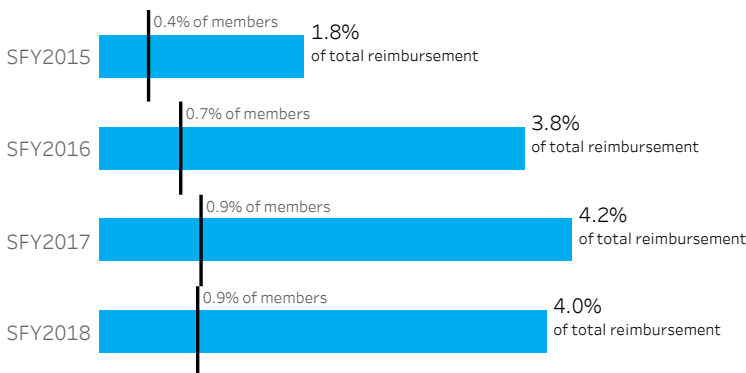
The cost of providing care to members with a stroke was disproportionate to the prevalence rate of stroke among SoonerCare members. Even though members with a stroke comprised 0.9% of all SoonerCare members in SFY2018, the total reimbursement for services rendered by members with a stroke made up 4.0% of all reimbursements paid during the state fiscal year.

The average reimbursement per member diagnosed with stroke has continued to slightly decline.

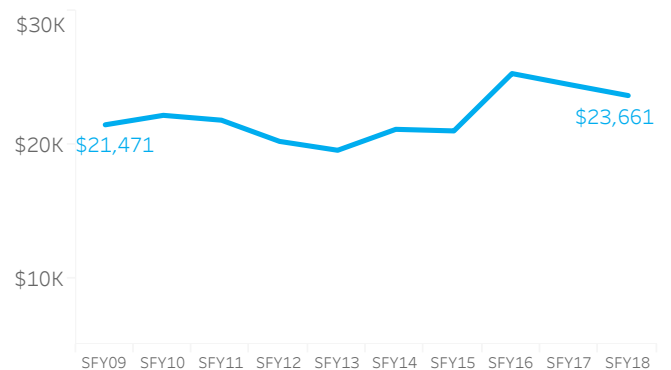
Annual Reimbursement for Members with Stroke SFY2009 - SFY2018



SoonerCare Members with Stroke: Percent of Total Reimbursement Compared to Percent of Total SoonerCare Enrollment



Average Reimbursement per Member with Stroke SFY2009 - SFY2018



\$211,266,011

Total reimbursement for members with stroke

\$23,661

Average reimbursement for members with stroke

	Total Reimbursement	% of Total Reimbursement	Reimbursement per Member
Dual Eligible	\$111,715,837	52.9%	\$17,872
Non-Dual Eligible	\$99,550,173	47.1%	\$37,173
Adult	\$199,144,692	94.3%	\$22,819
Child	\$12,121,319	5.7%	\$60,007
Female	\$123,975,249	58.7%	\$22,017
Male	\$87,290,761	41.3%	\$26,468