

ANALYSIS OF Sickle Cell Disease in Oklahoma's SoonerCare Program

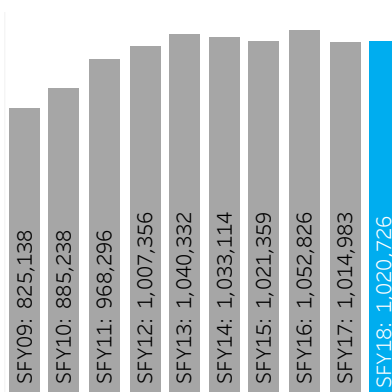


SoonerCare Members

In SFY2018 there were 628 SoonerCare members diagnosed with sickle cell disease (SCD). The prevalence of SCD in the SoonerCare population has remained stable since SFY2016. The prevalence rate of SCD in SFY2016 was 0.18% and the prevalence rate of SCD in SFY2018 was 0.19%.

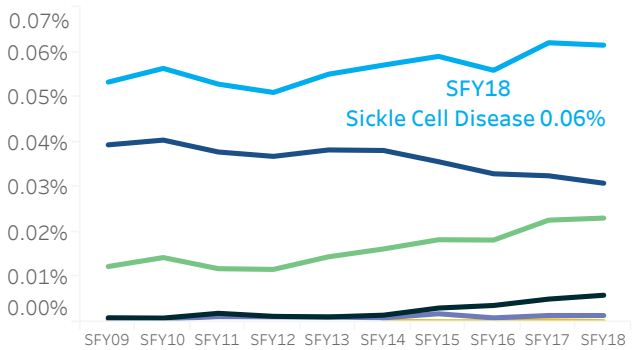
The most common type of SCD was sickle cell anemia.

Total SoonerCare Enrollment SFY2009 - SFY2018



Sickle Cell Disease Prevalence Rates SFY2009 - SFY2018

Sickle Cell Disease Type: Total | Sickle Cell Anemia | Sickle Cell-Hemoglobin | Sickle Cell Trait | Thalassemia | Other

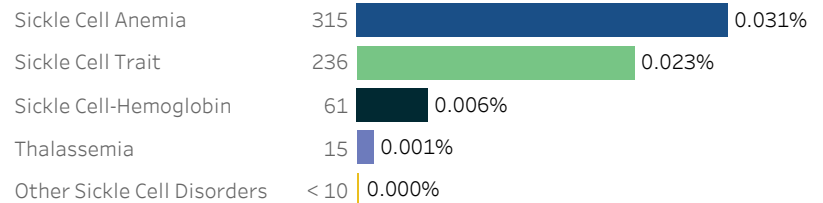


In SFY2018 there were

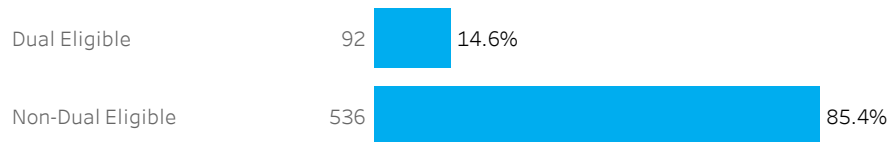
628

members with sickle cell disease, or 0.06% of all members

Total Prevalence Rate of Sickle Cell Disease Type in SoonerCare Enrollment SFY2018



Members with Sickle Cell Disease by Eligibility Type SFY2018

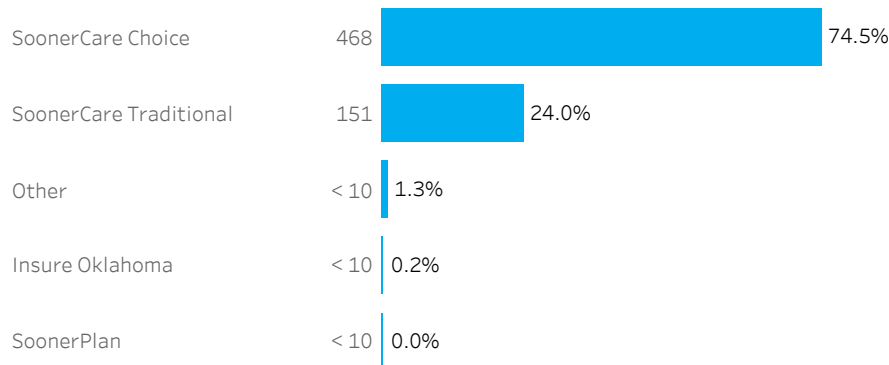


85.4%

were Non-Dual Eligible
536 members

*Dual Eligible: members enrolled in both Medicaid and Medicare

Members with Sickle Cell Disease by Delivery System SFY2018



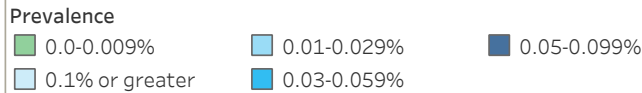
74.5%

were enrolled in
SoonerCare Choice
468 members

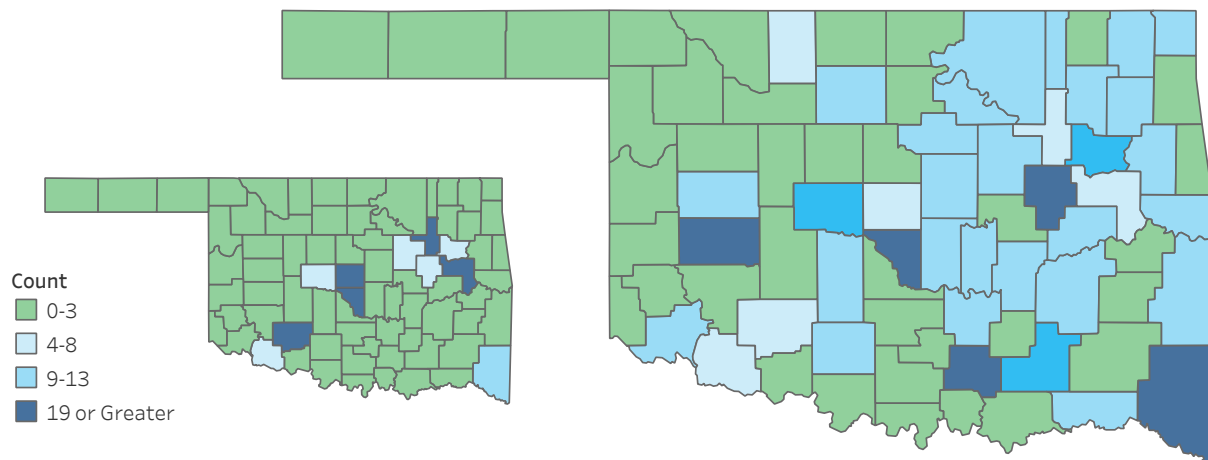
ANALYSIS OF Sickle Cell Disease in Oklahoma's SoonerCare Program



Prevalence Rates

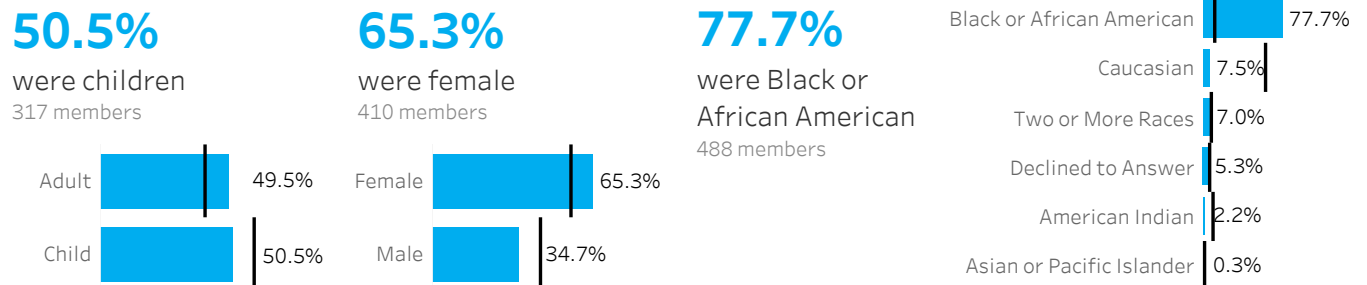


In SFY2018, SCD was absent among SoonerCare members in 35 counties. Tillman (0.167%), Oklahoma (0.122%), Comanche (0.118%), Tulsa (0.111%), Alfalfa (0.107%), and Muskogee counties (0.100%) had the highest prevalence rate of SCD in SFY2018.



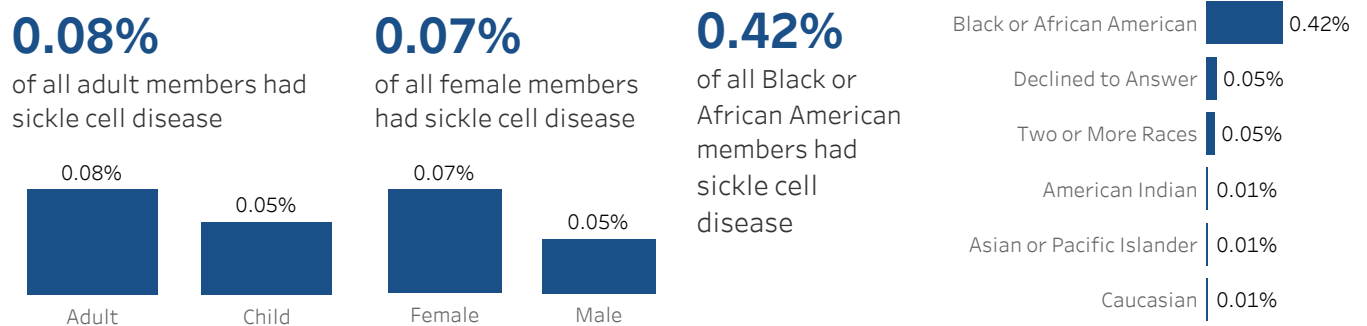
SoonerCare Members with Sickle Cell Disease

In SFY2018, sickle cell disease was more prevalent among adults, females, and Black or African Americans than would be expected based on the demographic composition of all SoonerCare members. See details below. The black line represents the percent of total SoonerCare members.



Demographics

Prevalence Rates Among SoonerCare Members



Data was compiled by the Office of Data Governance and Analytics. | Data is current as of February 2019 and is subject to change.

ANALYSIS OF

Sickle Cell Disease in Oklahoma's SoonerCare Program

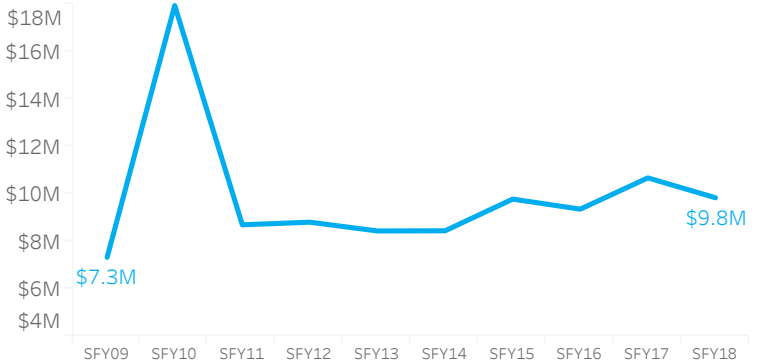


Reimbursement Cost

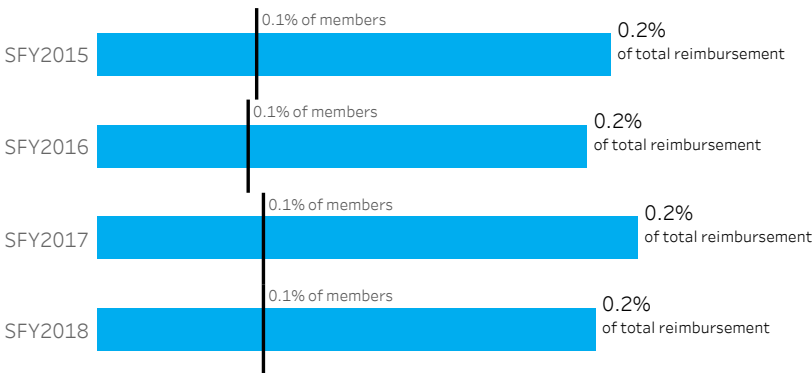
The total reimbursement for services rendered for members with SCD was \$9,834,093 in SFY2018. Despite only 0.06% of SoonerCare members having been diagnosed with SCD in SFY2018 the total reimbursement for members with SCD made up 0.19% of all reimbursements paid in SFY2018. The percent of total reimbursements for members with SCD remains disproportionate to its prevalence in the total SoonerCare population, this is further illustrated in the graph below.

The average reimbursement for adult members with SCD was 117.3% higher (\$21,523) than the average reimbursement for children members with SCD (\$9,907) in SFY2018.

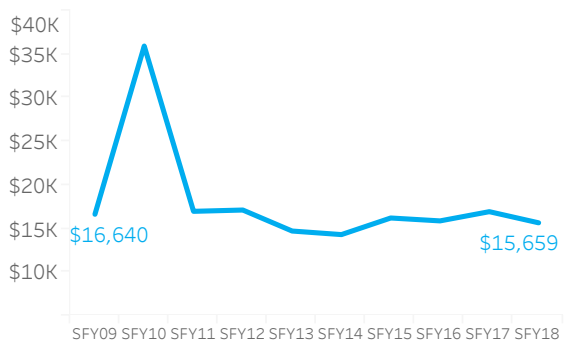
Annual Reimbursement for Members with Sickle Cell Disease SFY2009 - SFY2018



SoonerCare Members with Sickle Cell Disease: **Percent of Total Reimbursement** Compared to **Percent of Total SoonerCare Enrollment**



Average Reimbursement per Member with Sickle Cell Disease SFY2009 - SFY2018



\$9,834,093

Total reimbursement for members with sickle cell disease

\$15,659

Average reimbursement for members with sickle cell disease

	Total Reimbursement	% of Total Reimbursement	Reimbursement per Member
Dual Eligible	\$1,006,158	10.2%	\$10,936
Non-Dual Eligible	\$8,827,936	89.8%	\$16,470
Adult	\$6,693,711	68.1%	\$21,523
Child	\$3,140,383	31.9%	\$9,907
Female	\$5,718,708	58.2%	\$13,948
Male	\$4,115,385	41.8%	\$18,878