

ANALYSIS OF Obesity in Oklahoma's SoonerCare Program



SoonerCare Members

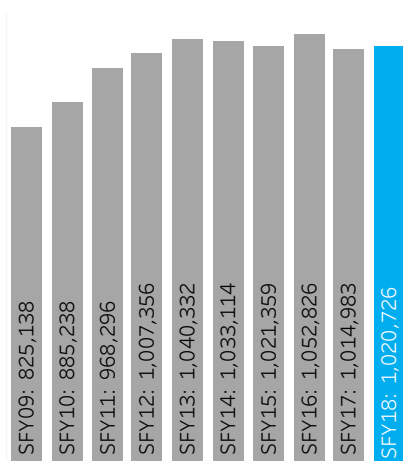
In SFY2018, the number of SoonerCare members diagnosed with obesity increased by 5.0% from 31,213 in SFY2017 to 32,785 members in SFY2018. The prevalence of obesity among SoonerCare members is below state estimates from the CDC, which estimates 36.5% of adult and 18% of children are obese.

In SFY2018 there were

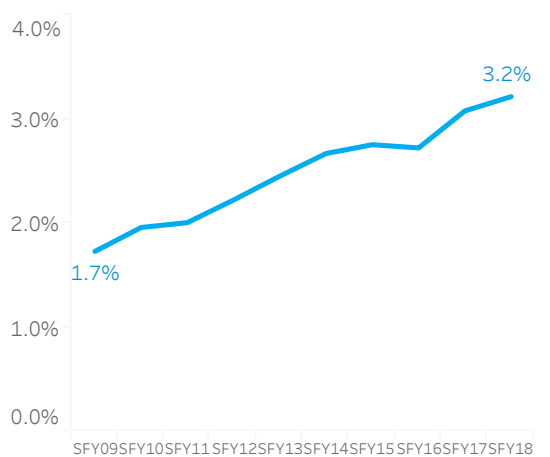
32,785 members

diagnosed with obesity, or **3.2%** of all members

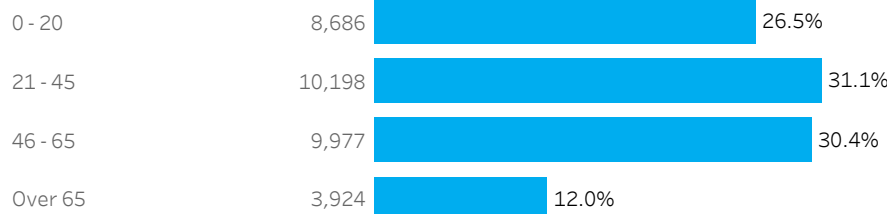
Total SoonerCare Enrollment SFY2009 - SFY2018



Obesity Prevalence Rates SFY2009 - SFY2018



Members Diagnosed with Obesity by Age Group SFY2018



31.1%
were 21 - 45
10,198 members

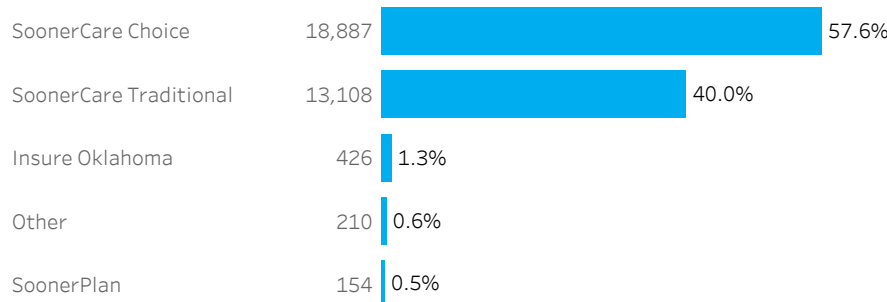
Members Diagnosed with Obesity by Eligibility Type SFY2018



67.6%
were Non-Dual Eligible*
22,155 members

*Dual Eligible: members enrolled in both Medicaid and Medicare

Members Diagnosed with Obesity by Delivery System SFY2018



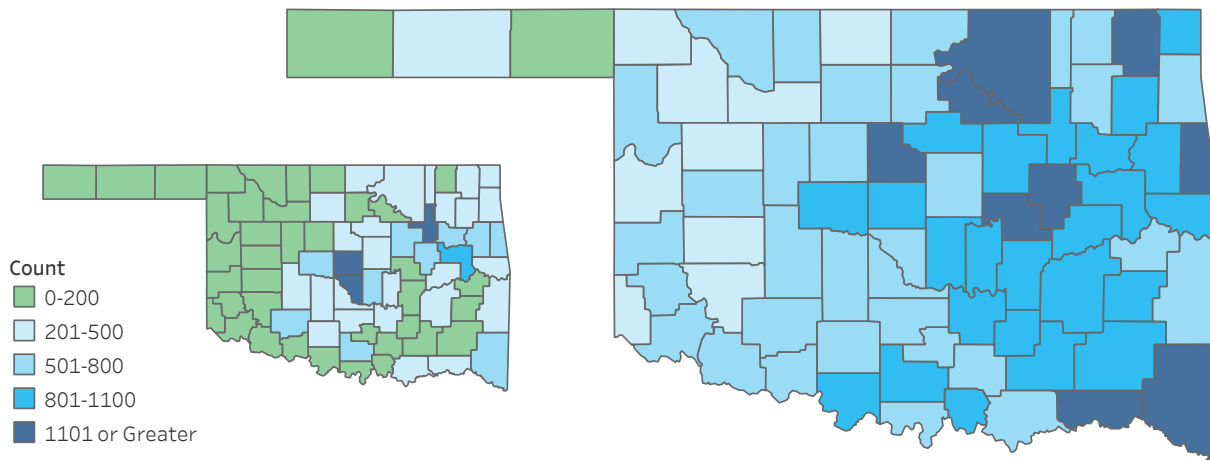
57.6%
were enrolled in
SoonerCare Choice
18,887 members

ANALYSIS OF Obesity in Oklahoma's SoonerCare Program

Prevalence Rates



The majority of counties in Oklahoma had a prevalence rate of obesity between 2% and 3%. The counties with the highest prevalence rate of obesity included: Adair (5.7%), Choctaw (5.6%), Okmulgee (4.7%), Logan (4.5%), and Osage (4.4%).

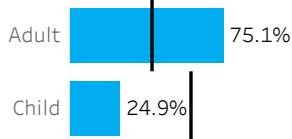


SoonerCare Members Diagnosed with Obesity

In SFY2018, obesity was more prevalent among adults, females, Black or African Americans, and Caucasians than would be expected based on the demographic composition of all SoonerCare members. See details below. The black line represents the percent of total SoonerCare members.

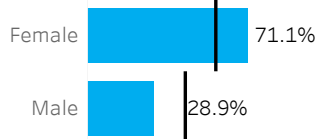
75.1%

were adults
24,615 members



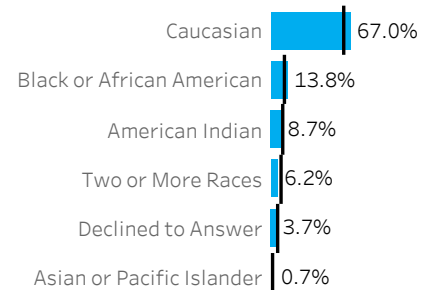
71.1%

were female
23,311 members



67.0%

were Caucasian
21,974 members

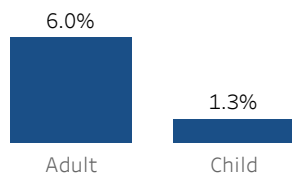


Demographics

Prevalence Rates Among SoonerCare Members

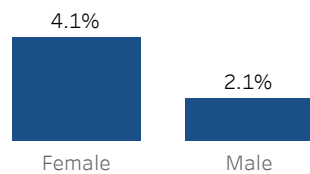
6.0%

of all adult members were diagnosed with obesity



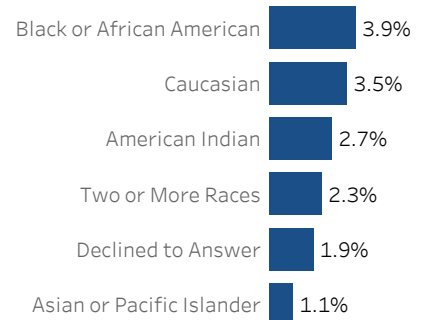
4.1%

of all female members were diagnosed with obesity



3.9%

of all Black or African American members were diagnosed with obesity



ANALYSIS OF Obesity in Oklahoma's SoonerCare Program

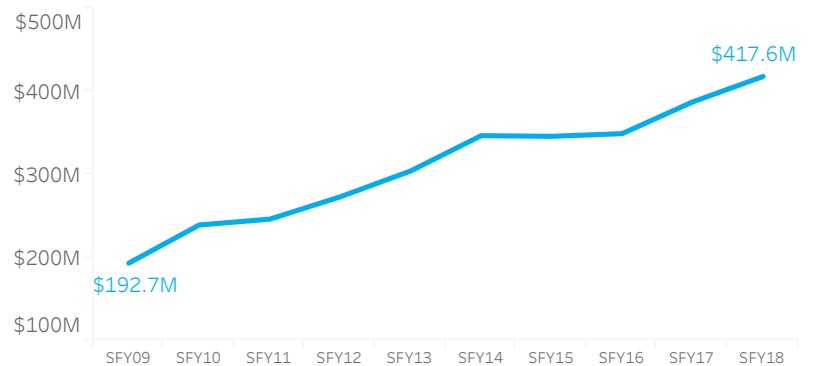


Reimbursement Cost

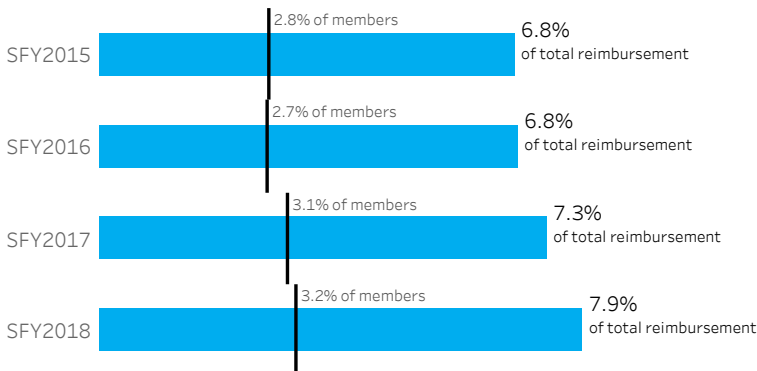
Members diagnosed with obesity comprised 3.2% of all SoonerCare members in SFY2018, but the total reimbursement for services rendered for members diagnosed with obesity represented 7.9% of reimbursements paid in SFY2018.

The graph below further illustrates how the percentage of reimbursement for services rendered for members diagnosed with obesity exceeded the prevalence of obesity for the past several state fiscal years.

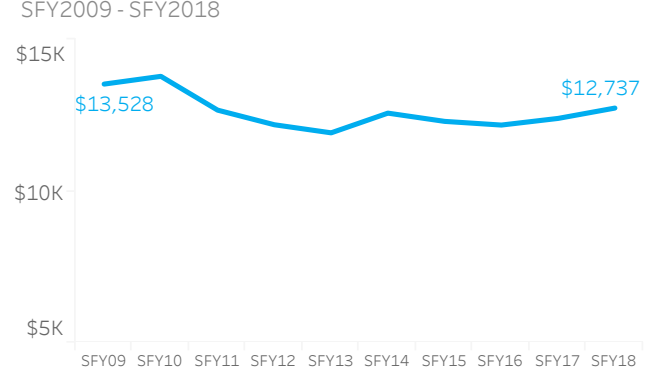
Annual Reimbursement for Members Diagnosed with Obesity SFY2009 - SFY2018



SoonerCare Members Diagnosed with Obesity: Percent of Total Reimbursement Compared to Percent of Total SoonerCare Enrollment



Average Reimbursement per Member Diagnosed with Obesity SFY2009 - SFY2018



\$417,577,679

Total reimbursement for members diagnosed with obesity

\$12,737

Average reimbursement for members diagnosed with obesity

	Total Reimbursement	% of Total Reimbursement	Reimbursement per Member
Dual Eligible	\$117,171,253	28.1%	\$11,023
Non-Dual Eligible	\$300,406,426	71.9%	\$13,559
Adult	\$365,674,425	87.6%	\$14,856
Child	\$51,903,254	12.4%	\$6,353
Female	\$291,102,598	69.7%	\$12,488
Male	\$126,475,081	30.3%	\$13,350