

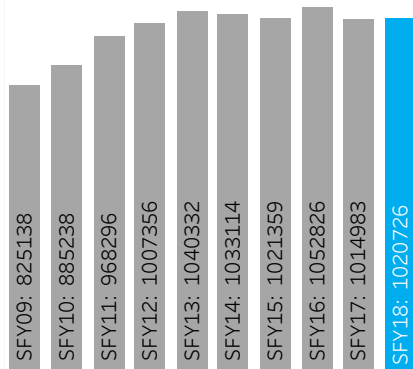
ANALYSIS OF Hepatitis in Oklahoma's SoonerCare Program



SoonerCare Members

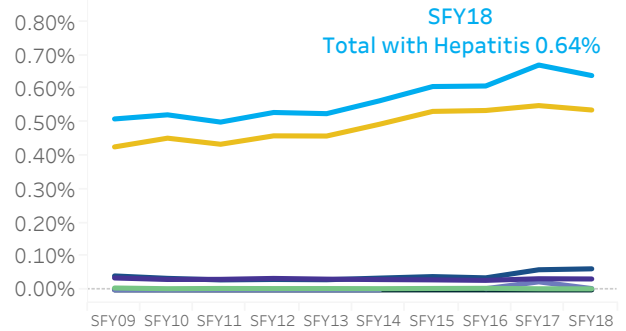
In SFY2018 there were 6,523 SoonerCare members with hepatitis. Hepatitis C was the most prevalent type of hepatitis in SFY2018.

Total SoonerCare Enrollment SFY2009 - SFY2018



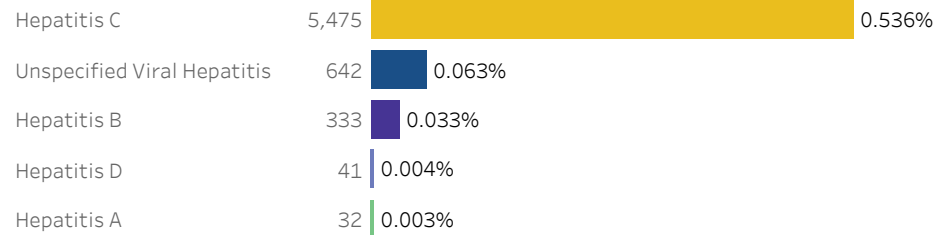
Hepatitis Prevalence Rates SFY2009 - SFY2018

Hepatitis Type: Total | Type A | Type B | Type C | Type D | Type E | Unspecified Viral Hepatitis




In SFY2018 there were
6,523
members with hepatitis,
or **0.64%** of all members

Total Prevalence Rate of Hepatitis Type Among SoonerCare Members SFY2018



Members with Hepatitis by Eligibility Type SFY2018

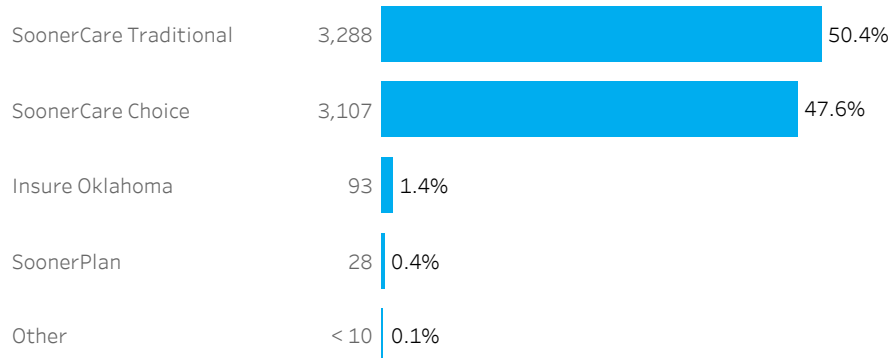


61.1%

were Non-Dual Eligible*
3,986 members

*Dual Eligible: members enrolled in both Medicaid and Medicare

Members with Hepatitis by Delivery System SFY2018



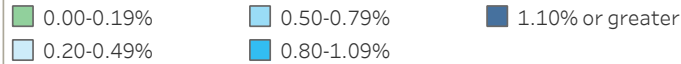
50.4%

were enrolled in
SoonerCare Traditional
3,288 members

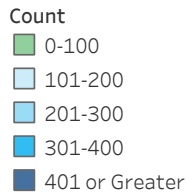
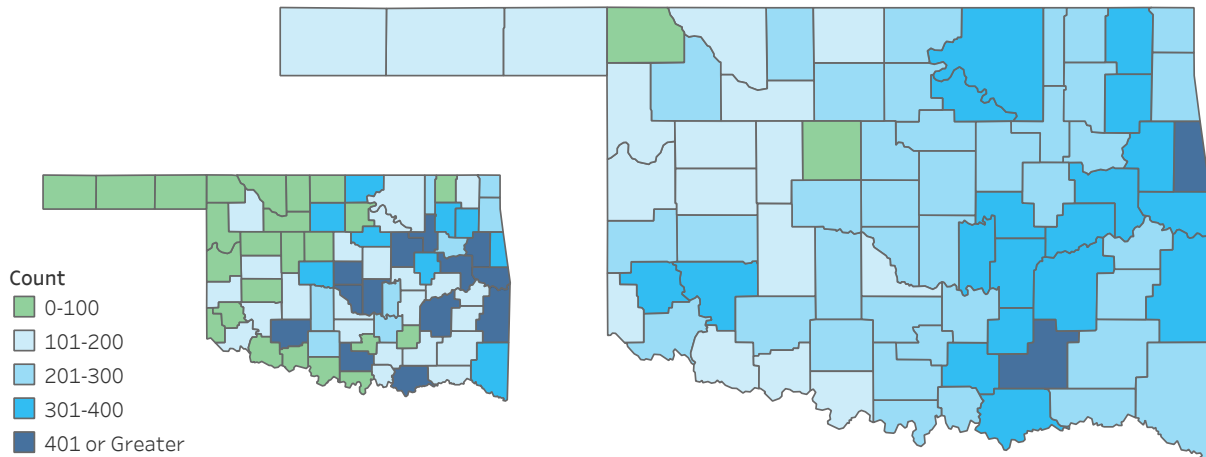
Hepatitis in Oklahoma's SoonerCare Program

Prevalence Rates

Prevalence



The eastern region of Oklahoma had higher prevalence rates of hepatitis than the western region of Oklahoma. Adair (1.2%) and Atoka (1.1%) counties had the highest prevalence rates of hepatitis in SFY2018.

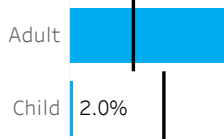


SoonerCare Members with Hepatitis

In SFY2018, hepatitis was more prevalent among adults, males, and Caucasians than would be expected based on the demographic composition of all SoonerCare members. See details below. The black line represents the percent of total SoonerCare members.

98.0%

were adults
6,395 members



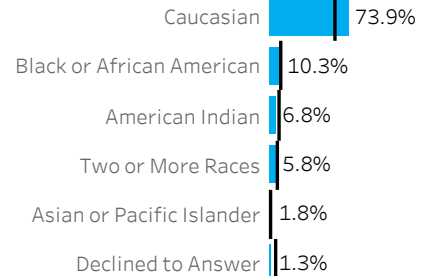
54.9%

were female
3,578 members



73.9%

were Caucasian
4,819 members

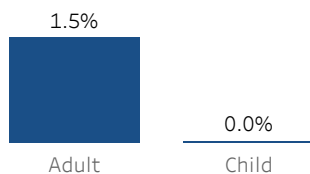


Demographics

Prevalence Rates Among SoonerCare Members

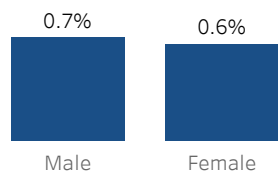
1.5%

of all adult members had hepatitis



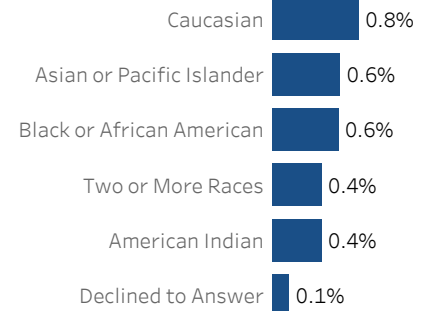
0.7%

of all male members had hepatitis



0.8%

of all Caucasian members had hepatitis



ANALYSIS OF Hepatitis in Oklahoma's SoonerCare Program

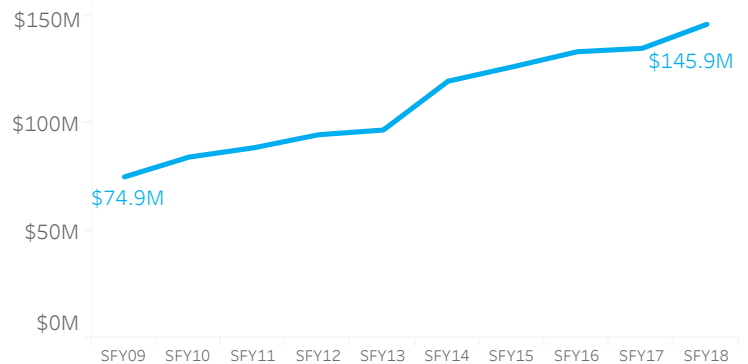


Reimbursement Cost

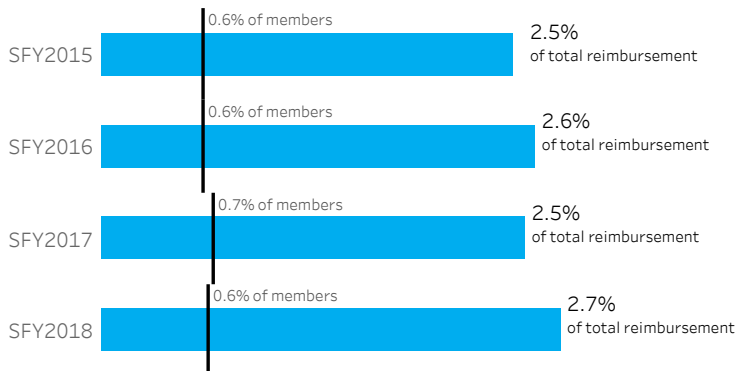
Despite the total number of SoonerCare members diagnosed with hepatitis decreasing by 4.4% from 6,805 in SFY2017 to 6,523 in SFY2018, the total reimbursement for services rendered for members with hepatitis increased by 8.3% from \$134,716,334 in SFY2017 to \$145,900,082 in SFY2018. The cost of treating members with hepatitis was disproportionately higher than the prevalence rate of hepatitis among members. This is further illustrated in the graph below.

The average reimbursement for members with hepatitis increased by 24.9% from \$17,912 in SFY2017 to \$22,367 in SFY2018.

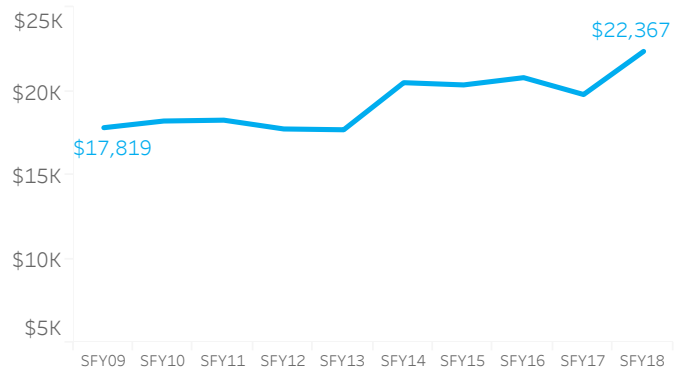
Annual Reimbursement for Members with Hepatitis
SFY2009 - SFY2018



SoonerCare Members with Hepatitis: **Percent of Total Reimbursement** Compared to **Percent of Total SoonerCare Enrollment**



Average Reimbursement per Member with Hepatitis
SFY2009 - SFY2018



\$145,900,082

Total reimbursement for members with hepatitis

\$22,367

Average reimbursement for members with hepatitis

	Total Reimbursement	% of Total Reimbursement	Reimbursement per Member
Dual Eligible	\$23,904,048	16.4%	\$9,422
Non-Dual Eligible	\$121,996,034	83.6%	\$30,606
Adult	\$143,279,951	98.2%	\$22,405
Child	\$2,620,131	1.8%	\$20,470
Female	\$73,198,362	50.2%	\$20,458
Male	\$72,701,720	49.8%	\$24,686