

ANALYSIS OF

Depression in Oklahoma's SoonerCare Program



SoonerCare Members

Although total SoonerCare enrollment increased by 0.57% from 1,014,983 in SFY2017 to 1,020,726 in SFY2018, the number of members with depression increased by 2.8% from 71,880 in SFY2017 to 73,897 in SFY2018.

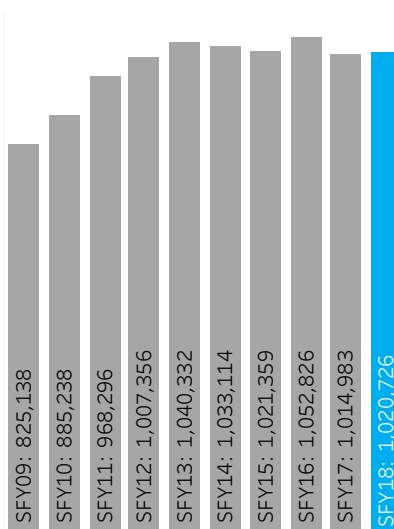
The prevalence of depression among SoonerCare members has continued to increase.

In SFY2018 there were

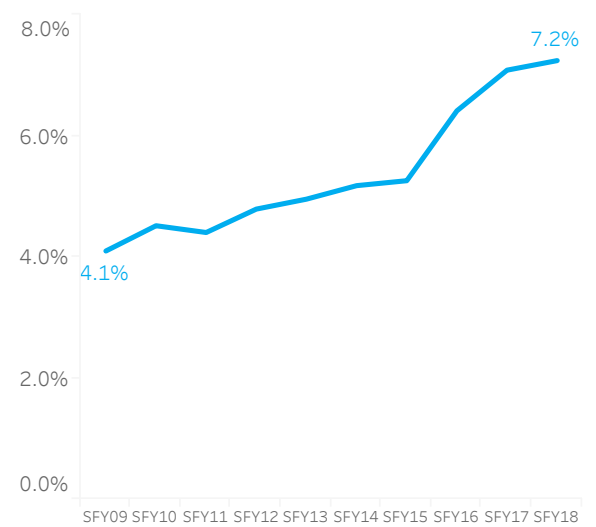
73,897 members

with depression, or **7.2%** of all members

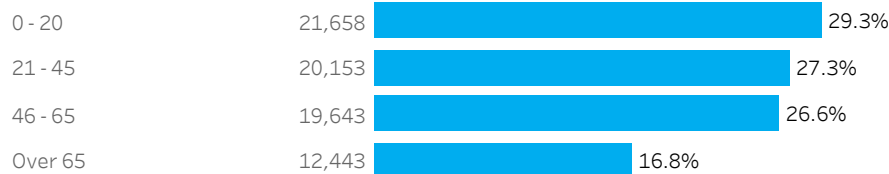
Total SoonerCare Enrollment
SFY2009 - SFY2018



Depression Prevalence Rates
SFY2009 - SFY2018



Members with Depression by Age Group SFY2018



29.3%
were 0 - 20
21,658 members

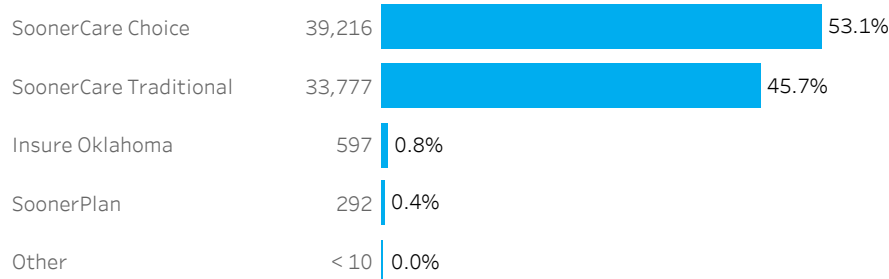
Members with Depression by Eligibility Type SFY2018



66.7%
were Non-Dual Eligible*
49,324 members

*Dual Eligible: members enrolled in both Medicaid and Medicare

Members with Depression by Delivery System SFY2018

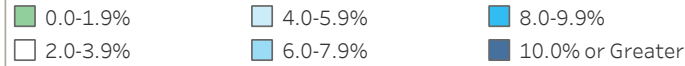


53.1%
were enrolled in
SoonerCare Choice
39,216 members

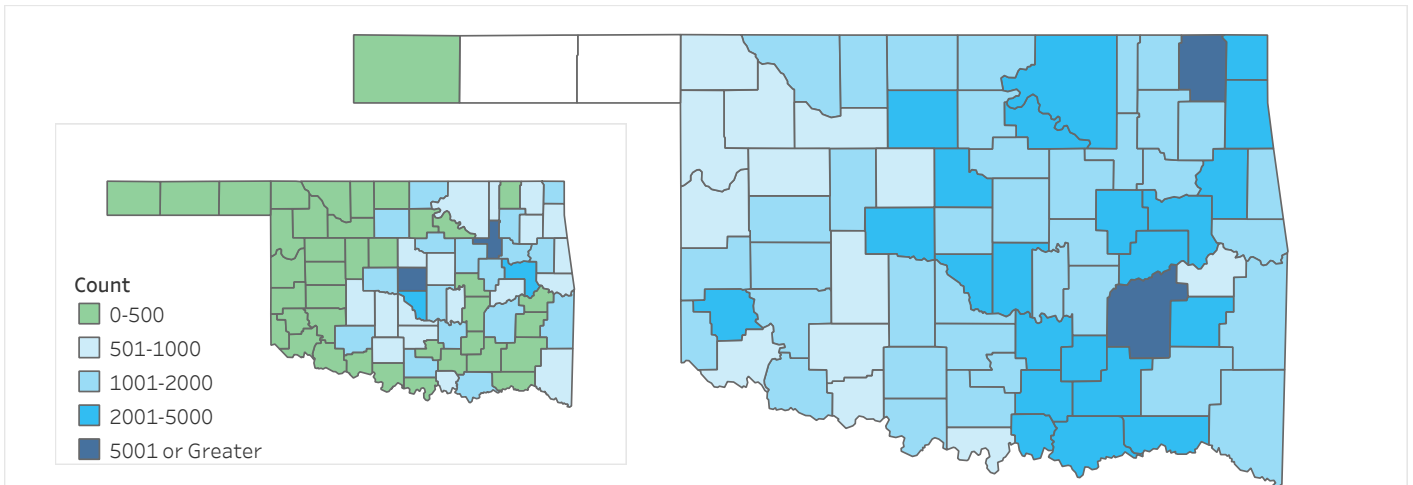
Depression in Oklahoma's SoonerCare Program

Prevalence Rates

Prevalence



The eastern region of the state had the highest rates of depression. Craig (10.7%), Pittsburg (10.1%), Marshall (9.7%), and Pontotoc counties (9.7%) had the highest prevalence rate of depression.

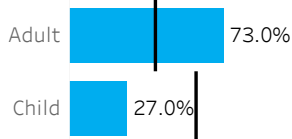


SoonerCare Members with Depression

In SFY2018, depression was more prevalent among adults, females, and Caucasians than would be expected based on the demographic composition of all SoonerCare members. See details below. The black line represents the percent of total SoonerCare members.

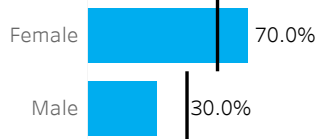
73.0%

were adults
53,920 members



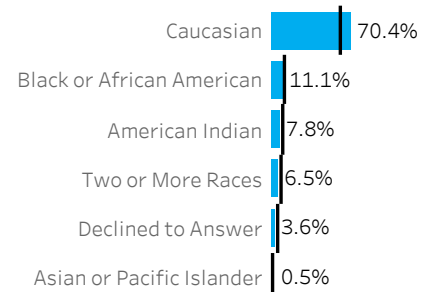
70.0%

were female
51,700 members



70.4%

were Caucasian
52,035 members

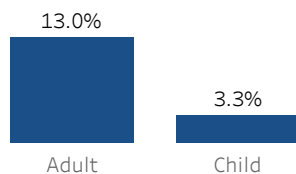


Demographics

Prevalence Rates Among SoonerCare Members

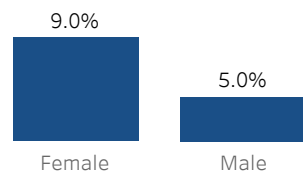
13.0%

of adult members had a diagnosis of depression



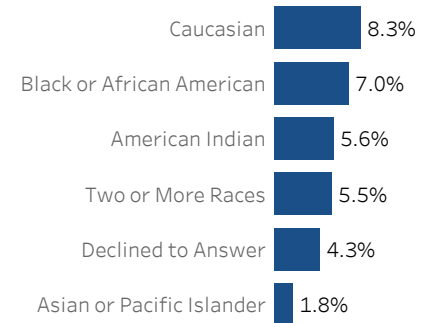
9.0%

of female members had a diagnosis of depression



8.3%

of Caucasian members had a diagnosis of depression



ANALYSIS OF

Depression in Oklahoma's SoonerCare Program

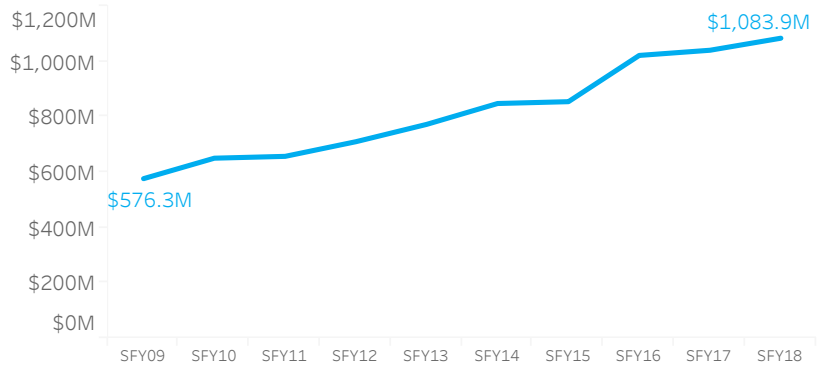


Reimbursement Cost

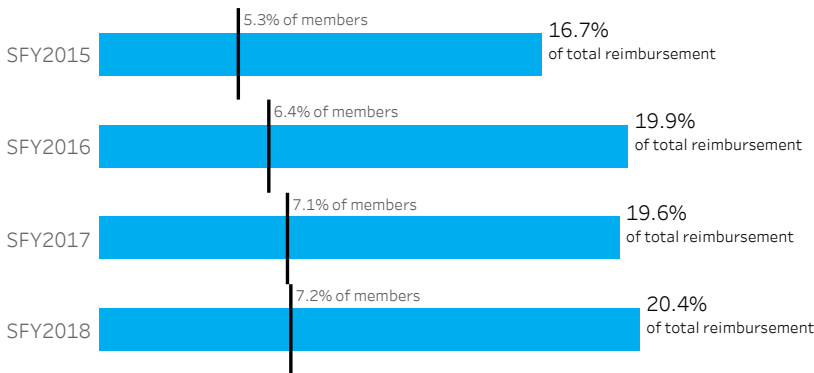
The total reimbursement for members with depression increased by 4.2% from \$1,040,380,983 in SFY2017 to \$1,083,865,864 in SFY2018. The total reimbursement for members with depression in SFY2018 made up 20.4% of all reimbursements paid in SFY2018.

The graph below illustrates how the percentage of reimbursement for services rendered for members with depression is disproportionately higher than the prevalence of members with depression.

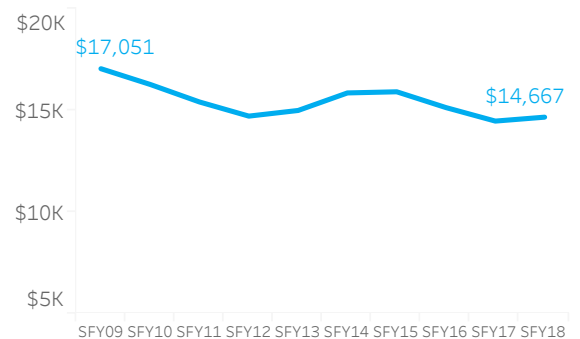
Annual Reimbursement for Members with Depression
SFY2009 - SFY2018



SoonerCare Members with Depression: **Percent of Total Reimbursement**
Compared to **Percent of Total SoonerCare Enrollment**



Average Reimbursement per Member with Depression
SFY2009 - SFY2018



\$1,083,865,864

Total reimbursement for members with depression

\$14,667

Average reimbursement for members with depression

	Total Reimbursement	% of Total Reimbursement	Reimbursement per Member
Dual Eligible	\$416,488,140	38.4%	\$16,949
Non-Dual Eligible	\$667,377,724	61.6%	\$13,530
Adult	\$903,425,930	83.4%	\$16,755
Child	\$180,439,934	16.6%	\$9,032
Female	\$711,726,597	65.7%	\$13,766
Male	\$372,139,267	34.3%	\$16,765