

ANALYSIS OF

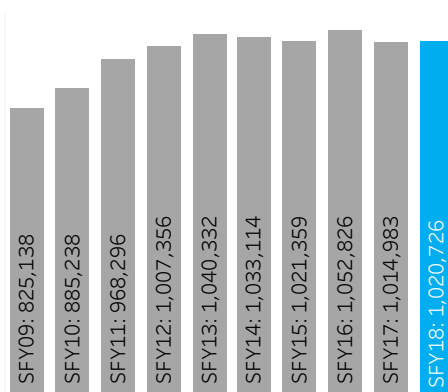
Autism Spectrum Disorder in Oklahoma's SoonerCare Program



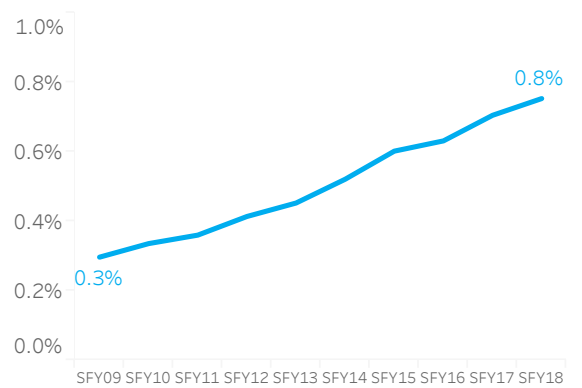
SoonerCare Members

Although the total SoonerCare enrollment increased by 0.6% from SFY2017 to SFY2018, the number of members with ASD increased by 7.4% from 7,156 members in SFY2017 to 7,688 in SFY2018. The prevalence of ASD remained under 1%.

Total SoonerCare Enrollment
SFY2009 - SFY2018



Autism Spectrum Disorder Prevalence Rates
SFY2009 - SFY2018

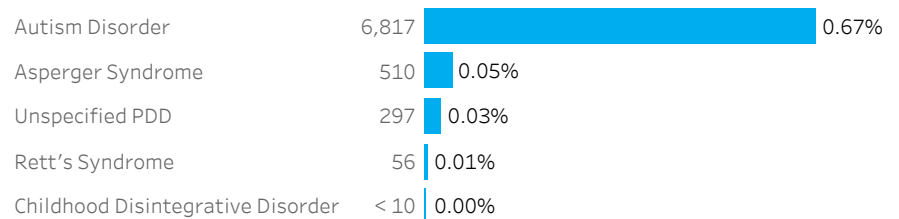


In SFY2018 there were

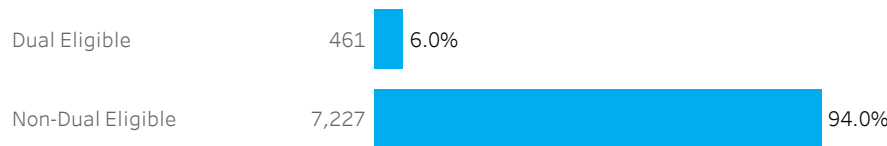
7,688

members with autism spectrum disorder, or **0.8%** of all members

Total Prevalence Rate of Autism Spectrum Disorder Type Among SoonerCare Members SFY2018



Members with Autism Spectrum Disorder by Eligibility Type SFY2018

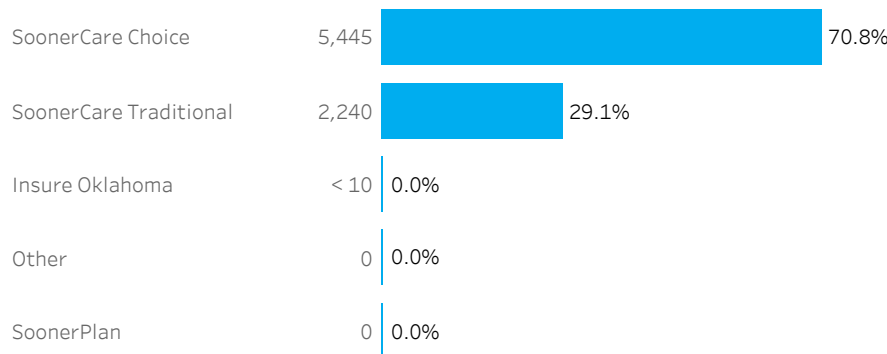


94.0%

were Non-Dual Eligible*
7,227 members

*Dual Eligible: members enrolled in both Medicaid and Medicare

Members with Autism Spectrum Disorder by Delivery System SFY2018

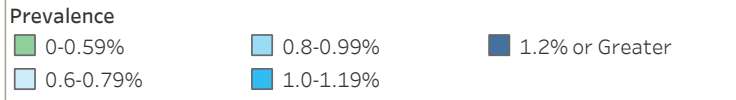


70.8%

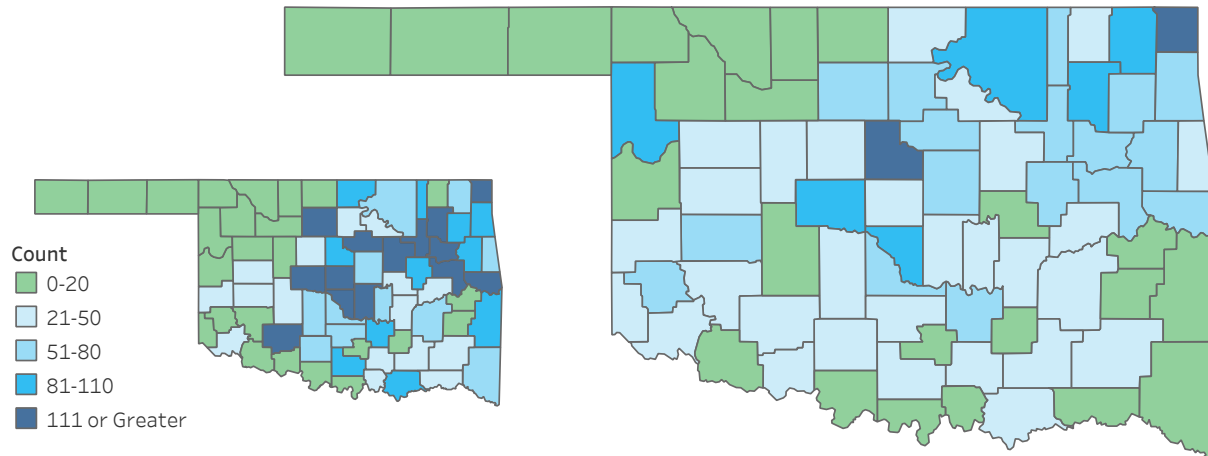
were enrolled in SoonerCare Choice
5,445 members

Autism Spectrum Disorder in Oklahoma's SoonerCare Program

Prevalence Rates



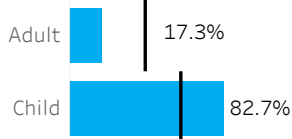
Approximately one in four counties in Oklahoma (25.9%) had a prevalence rate for ASD of 0.5% or less. Ottawa (1.3%), Logan (1.3%), Cleveland (1.1%), Craig (1.1%), and Ellis counties (1.0%) had the highest prevalence rate of ASD.



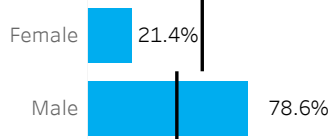
SoonerCare Members with Autism Spectrum Disorder

In SFY2018, ASD was more prevalent among children, males, and Caucasians than would be expected based on the demographic composition of all SoonerCare members. See details below. The black line represents the percent of total SoonerCare members.

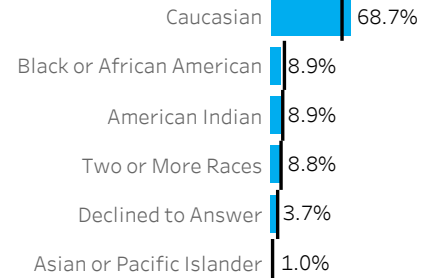
82.7%
were children
6,359 members



78.6%
were male
6,044 members



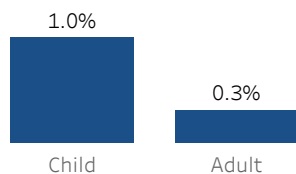
68.7%
were Caucasian
5,283 members



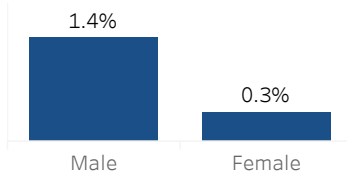
Demographics

Prevalence Rates Among SoonerCare Members

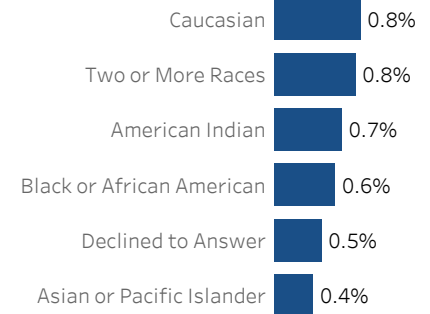
1.0%
of all child members had ASD



1.4%
of all male members had ASD



0.8%
of all Caucasian members had ASD



Data was compiled by the Office of Data Governance and Analytics. | Data is current as of February 2019 and is subject to change.

ANALYSIS OF

Autism Spectrum Disorder in Oklahoma's SoonerCare Program

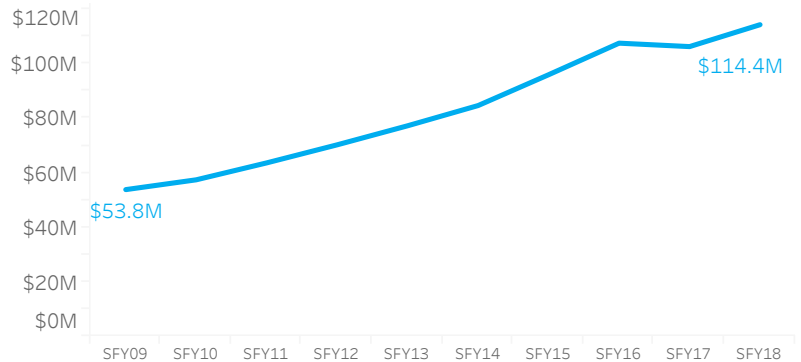


Reimbursement Cost

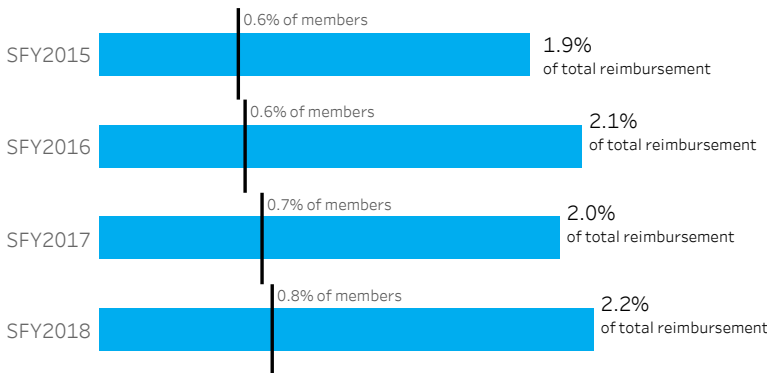
Members with ASD comprised 0.75% of all SoonerCare members in SFY2018. However, the total reimbursement associated with services rendered for members with ASD made up 2.2% of all reimbursements paid in SFY2018. This is further illustrated in the graph below. The total reimbursement for members with ASD increased by 7.6% from \$106,374,681 in SFY2017 to \$114,421,359 in SFY2018.

The average reimbursement for adult members with ASD was significantly higher than child members with ASD in SFY2018. The average reimbursement for adult members with ASD (\$35,336) was 233% higher than the average reimbursement for child members with ASD (\$10,609).

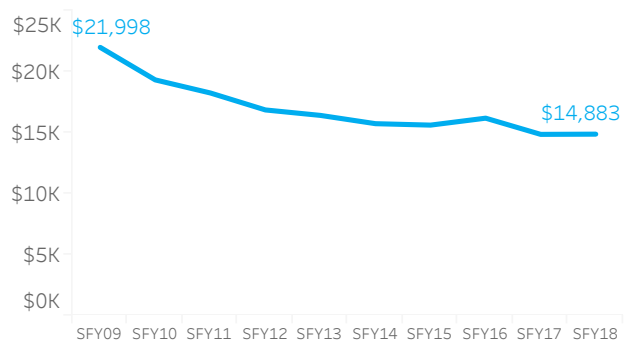
Annual Reimbursement for Members with Autism Spectrum Disorder SFY2009 - SFY2018



SoonerCare Members with Autism Spectrum Disorder: **Percent of Total Reimbursement** Compared to **Percent of Total SoonerCare Enrollment**



Average Reimbursement per Member with Autism Spectrum Disorder SFY2009 - SFY2018



\$114,421,359

Total reimbursement for members with autism spectrum disorder

\$14,883

Average reimbursement for members with autism spectrum disorder

	Total Reimbursement	% of Total Reimbursement	Reimbursement per Member
Dual Eligible	\$19,631,281	17.2%	\$42,584
Non-Dual Eligible	\$94,790,077	82.8%	\$13,116
Adult	\$46,961,667	41.0%	\$35,336
Child	\$67,459,692	59.0%	\$10,609
Female	\$27,074,037	23.7%	\$16,468
Male	\$87,347,321	76.3%	\$14,452