

Durable Medical Equipment, Prosthetics, Orthotics and Supplies Fast Facts

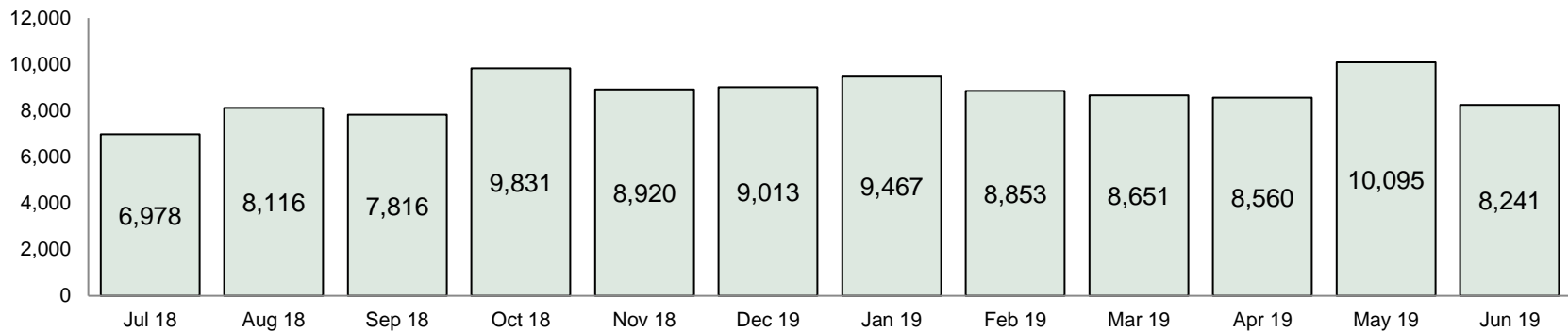
SFY 2019



Durable medical equipment products and services are ordered by physicians, and then the orders are filled by Durable Medical Equipment, Prosthetics, Orthotics and Supplies (DMEPOS) providers. DMEPOS providers deliver, install and service medical equipment necessary to SoonerCare members throughout the state. Durable medical equipment for vision are not included in this report.

Members Served DMEPOS Services¹

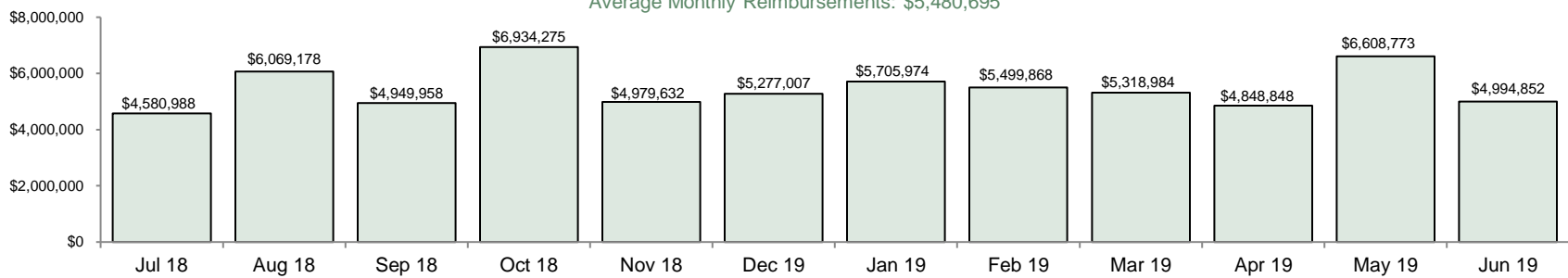
Average Members Served in one month: 8,712



¹ Members served are the total amount of Choice and Traditional (Fee-For-Service) members served. The data is not comparable to past reports due to methodology changes.

DMEPOS Reimbursement Amounts²

Average Monthly Reimbursements: \$5,480,695



² The number of billing cycles varies from 4 billing cycles to 5 billing cycles. This may cause artificial increases in the reimbursement amounts month to month.

SFY2019 Totals

Top 5 Paid Durable Medical Supplies for Choice & Traditional Members*				Category of Services Focus Groups		Claim Count	Members Served
	Procedure Code	Claim Count	Members Served				
1	Oxygen Concentrator	27,149	4,301	Diabetic Supplies		2,581	1,128
2	Portable Gaseous O2	18,674	3,095	Durable Medical Supplies		19,562	7,617
3	Nebulizer With Compression	9,893	8,852	Mobility & Related		46,543	12,006
4	Nebulizer Administration Set	9,163	6,660	Respiratory & Related		52,882	18,207
5	Enteral Feed Supp Pump Per D	6,832	970	Speech & Hearing		1,704	962

* The top five durable medical supplies include Choice and Traditional (Fee-For-Service) members.

Diabetic supplies include those covered under the DME program for the SFY. Diabetic Testing Supplies are not included in this amount since they are processed through the OHCA Pharmacy Department.

Category of Services**	Children		Adults				Total			
	Ages 0 to 20		Ages 21 to 45		Ages 46 to 65		Ages 66 and Over		Claim Count	Total Members Served
	Claim Count	Member Served	Claim Count	Member Served	Claim Count	Member Served	Claim Count	Member Served	Claim Count	Total Members Served
Medical & Surgical Supplies	37,337	17,638	11,644	3,528	9,784	2,533	1,247	384	60,012	24,083
Parenteral & Enteral Therapy	21,335	1,384	457	43	43	3	2	2	21,837	1,432
Durable Medical Equipment	30,366	14,699	7,316	2,086	19,637	3,825	8,917	1,570	66,236	22,180
Wheelchairs	2,970	1,027	2,318	687	3,989	977	543	140	9,820	2,831
Orthotic & Prosthetic	19,179	15,190	180	146	146	126	49	39	19,554	15,501
Audiology	1,706	960	6	5	-	-	-	-	1,712	965
Unduplicated Total	101,703	37,195	21,921	5,382	33,599	5,962	10,758	1,932	179,171	50,471

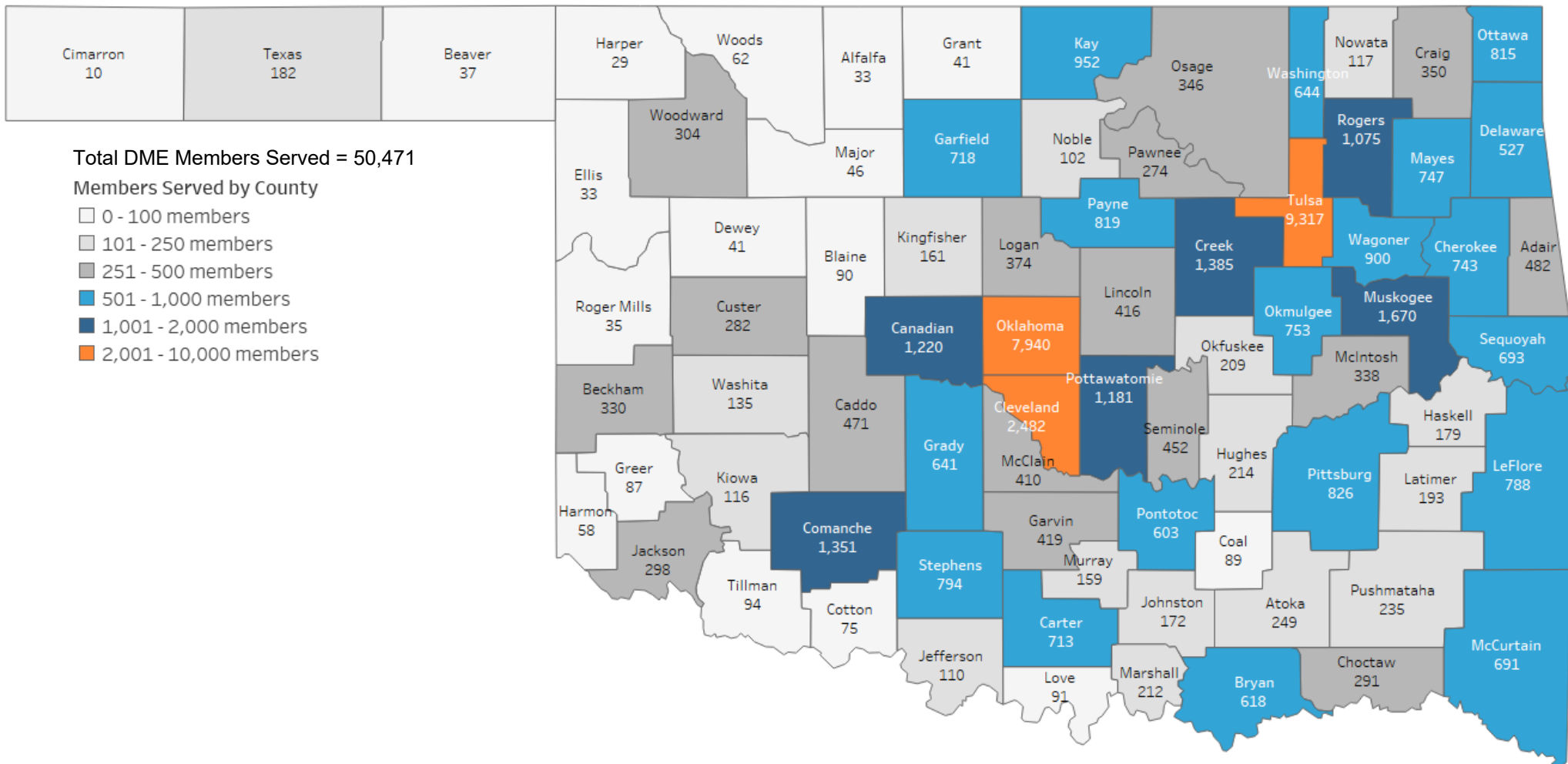
** The Category of Services are an unduplicated Choice and Traditional (fee-for-service) count; members are only counted once per category, yet may have received services and be counted in multiple categories.

Data was compiled by the Office of Data Governance as of the report date and is subject to change. This publication is authorized by the Oklahoma Health Care Authority in accordance with state and federal regulations. OHCA is in compliance with the Title VI and Title VII of the 1964 Civil Rights Act and the Rehabilitation Act of 1973. For additional copies, you can go online to OHCA's website www.okhca.org under Research/Statistics and Data. The Oklahoma Health Care Authority does not discriminate on the basis of race, color, national origin, gender, religion, age or disability in employment or the provision of services.

Durable Medical Equipment, Prosthetics, Orthotics and Supplies

Fast Facts

SFY 2019



Total DME Members Served = 50,471

Members Served by County

- 0 - 100 members
- 101 - 250 members
- 251 - 500 members
- 501 - 1,000 members
- 1,001 - 2,000 members
- 2,001 - 10,000 members