

Dual Enrollees Fast Facts

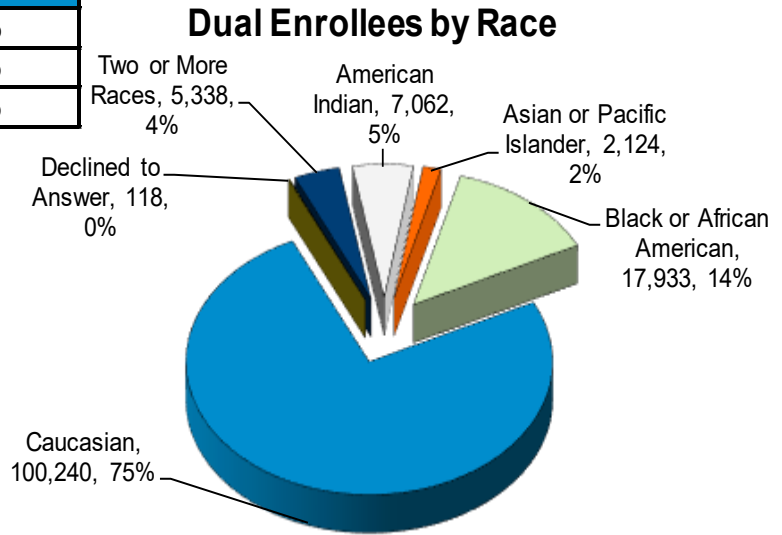
State Fiscal Year 2019

Dual Enrollees are members who are enrolled in both SoonerCare and Medicare. Dual Enrollees are entitled to Medicare Part A and/or Part B or Part C and qualify for some form of SoonerCare benefit. These members receive SoonerCare Supplemental or SoonerCare Traditional benefits. For more information go to our website at www.okhca.org.

	Dual Enrollment	Total Enrollment	Percent of Total
Child	30	594,943	0.01%
Adult	132,785	377,982	35.1%
Total	132,815	972,925	13.7%

Total Enrollment excludes Insure Oklahoma.

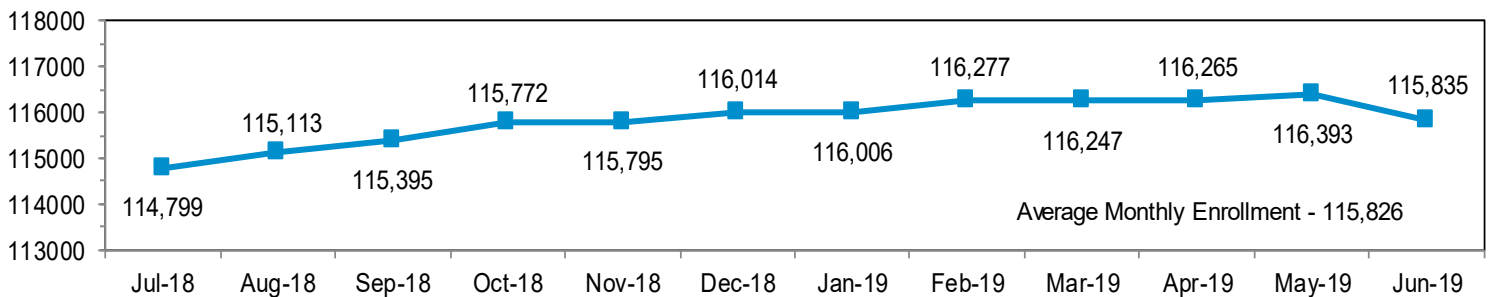
Dual Enrollees by Gender and Age			
	Child	Adult	Total
Female	20	81,126	81,146
Male	10	51,659	51,669
Total	30	132,785	132,815




Race is self-reported by members at the time of enrollment. The multiple race members have selected two or more races. Hispanic or Latino is an ethnicity not a race. Hispanics and Latinos can be of any race and are accounted for in a race category above.

Dual Enrollees with Long-Term Care - 17,124
Dual Enrollees in PACE program - 570
Dual Enrollees in Waiver program - 21,483

Dual Enrollees Enrollment Trend



Dual Enrollees by Age



This publication is authorized by the Oklahoma Health Care Authority in accordance with state and federal regulations. OHCA is in compliance with the Title VI and Title VII of the 1964 Civil Rights Act and the Rehabilitation Act of 1973. For additional copies, you can go online to OHCA's web site www.okhca.org under Research/Statistics and Data (www.okhca.org/research/data). The Oklahoma Health Care Authority does not discriminate on the basis of race, color, national origin, gender, religion, age or disability in employment or the provision of services. Unless otherwise stated, CHILD is defined as an individual 18 and under. SFY is July to June. The data is valid as of the report date and is subject to change.

Dual Enrollees by County - SFY2019

