

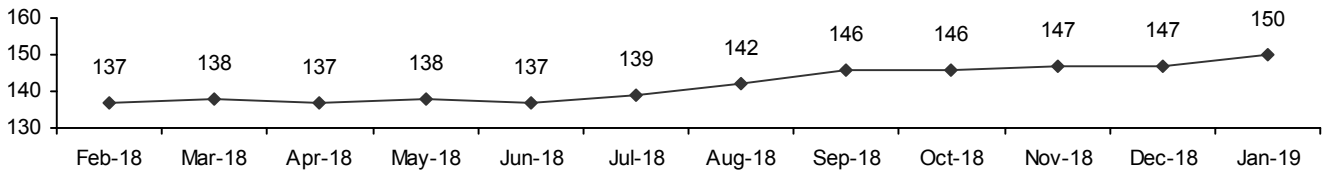
# Provider Fast Facts by County

January 2019

## Adair County

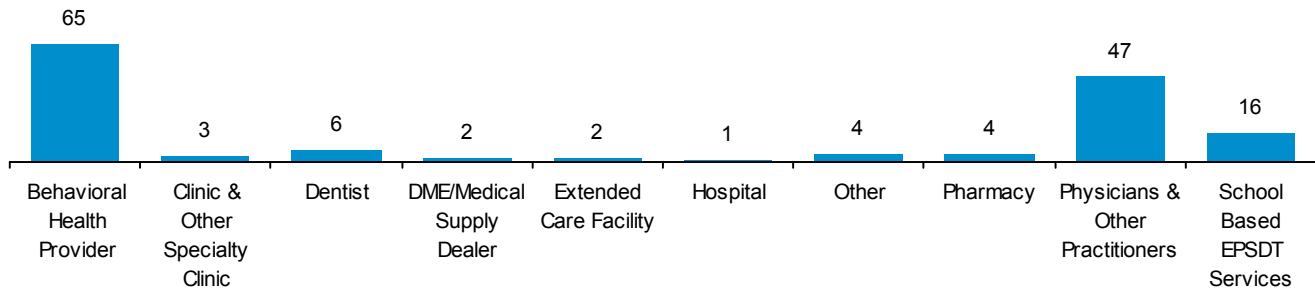
Provider Network is providers who are contracted to provide health care services by locations, programs, types, and specialties. Providers are being counted multiple times if they have multiple locations, programs, types, and/or specialties. The term "contracted" is defined as a provider that was enrolled with Oklahoma SoonerCare within the reporting period, it does not necessarily indicate participation.

**Provider Network Count**



1 Newly Enrolled Provider. The data is based on the new provider IDs added to the system during the reporting month. The effective date of the contract may or may not be in that month.

**Provider Network by Type**

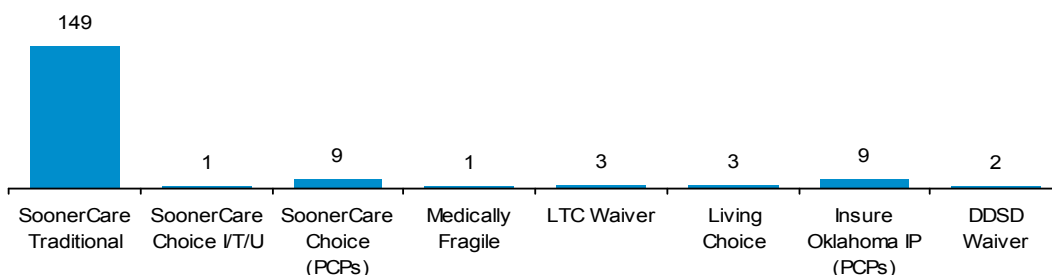


**Primary Care Provider (PCP) Capacities**

SoonerCare Program	Total Capacity	% of Capacity Used
SoonerCare Choice	6,800	43.63%
SoonerCare Choice I/T/U	2,500	27.52%
Insure Oklahoma IP	2,265	0.88%

Total Capacity represents the maximum number of members that PCPs request to have assigned within OHCA's limit. Panels on hold status are excluded from the capacity calculation.

**Provider Network by Program**



**Acronyms**

- DDSD - Developmental Disabilities Services Division
- DME - Durable Medical Equipment
- IP - Individual Plan
- I/T/U - Indian Health Service/Tribal/ Urban Indian
- LTC - Long-Term Care
- PCMH - Patient Centered Medical Home
- PCP - Primary Care Provider

# Provider Fast Facts by County

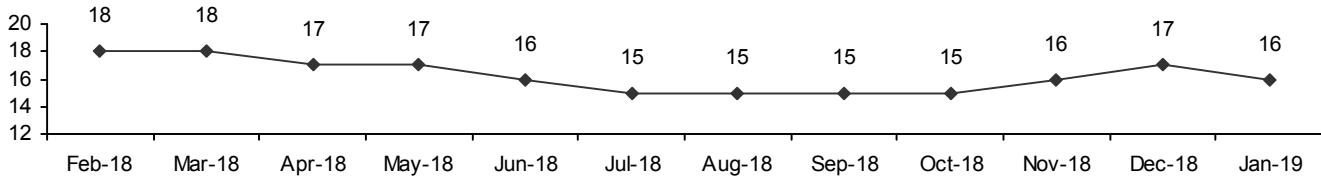
January 2019

## Alfalfa County



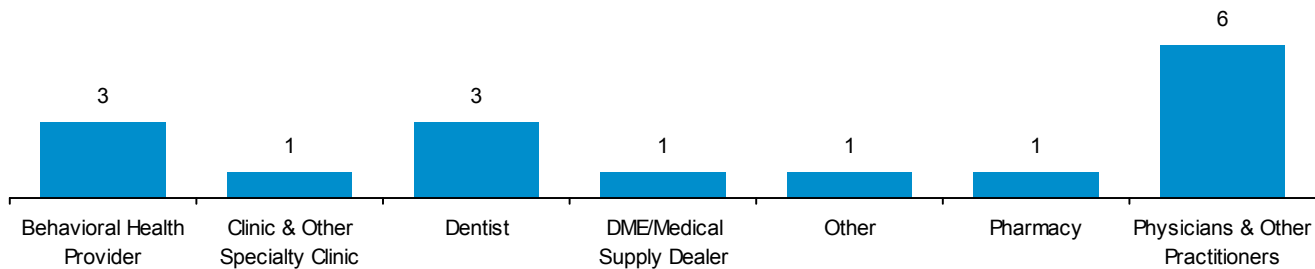
Provider Network is providers who are contracted to provide health care services by locations, programs, types, and specialties. Providers are being counted multiple times if they have multiple locations, programs, types, and/or specialties. The term "contracted" is defined as a provider that was enrolled with Oklahoma SoonerCare within the reporting period, it does not necessarily indicate participation.

**Provider Network Count**



0 Newly Enrolled Provider. The data is based on the new provider IDs added to the system during the reporting month. The effective date of the contract may or may not be in that month.

**Provider Network by Type**

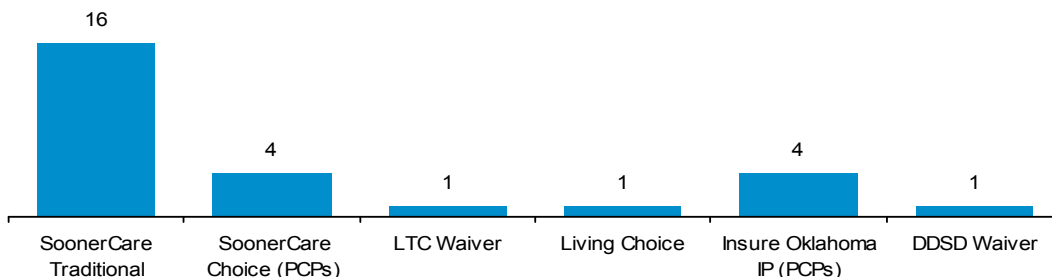


**Primary Care Provider (PCP) Capacities**

SoonerCare Program	Total Capacity	% of Capacity Used
SoonerCare Choice	2,500	24.32%
Insure Oklahoma IP	1,250	0.16%

Total Capacity represents the maximum number of members that PCPs request to have assigned within OHCA's limit. Panels on hold status are excluded from the capacity calculation.

**Provider Network by Program**



**Acronyms**

- DDSD - Developmental Disabilities Services Division
- DME - Durable Medical Equipment
- IP - Individual Plan
- I/T/U - Indian Health Service/Tribal/ Urban Indian
- LTC - Long-Term Care
- PCMH - Patient Centered Medical Home
- PCP - Primary Care Provider

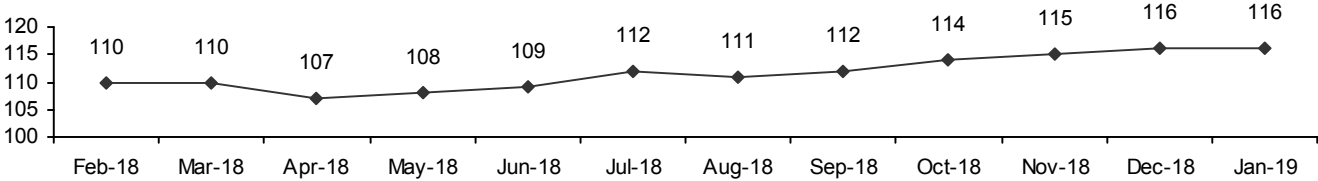
# Provider Fast Facts by County

January 2019

## Atoka County

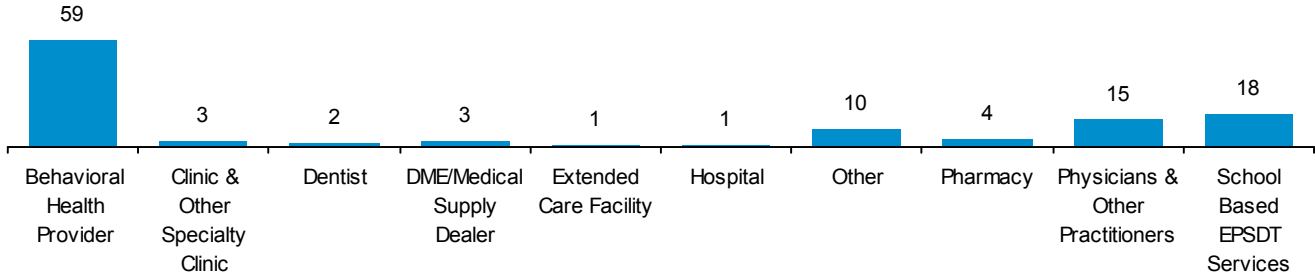
Provider Network is providers who are contracted to provide health care services by locations, programs, types, and specialties. Providers are being counted multiple times if they have multiple locations, programs, types, and/or specialties. The term "contracted" is defined as a provider that was enrolled with Oklahoma SoonerCare within the reporting period, it does not necessarily indicate participation.

**Provider Network Count**



1 Newly Enrolled Provider. The data is based on the new provider IDs added to the system during the reporting month. The effective date of the contract may or may not be in that month.

**Provider Network by Type**

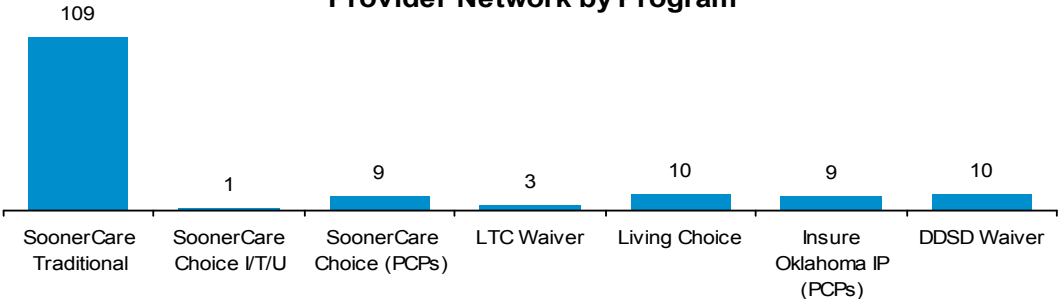


**Primary Care Provider (PCP) Capacities**

SoonerCare Program	Total Capacity	% of Capacity Used
SoonerCare Choice	11,000	8.45%
SoonerCare Choice I/T/U	1,000	12.60%
Insure Oklahoma IP	4,100	0.27%

Total Capacity represents the maximum number of members that PCPs request to have assigned within OHCA's limit. Panels on hold status are excluded from the capacity calculation.

**Provider Network by Program**



**Acronyms**

- DDSD - Developmental Disabilities Services Division
- DME - Durable Medical Equipment
- IP - Individual Plan
- I/T/U - Indian Health Service/Tribal/ Urban Indian
- LTC - Long-Term Care
- PCMH - Patient Centered Medical Home
- PCP - Primary Care Provider

# Provider Fast Facts by County

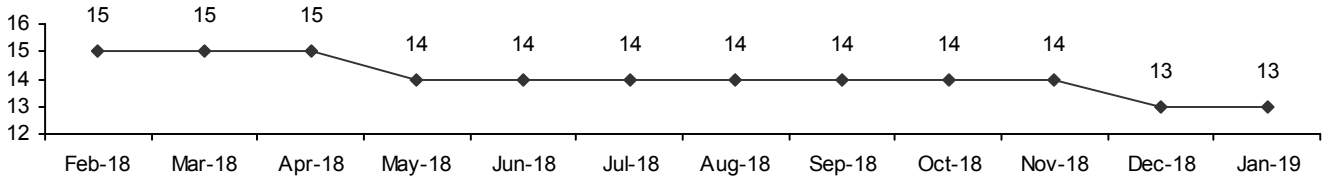
January 2019



## Beaver County

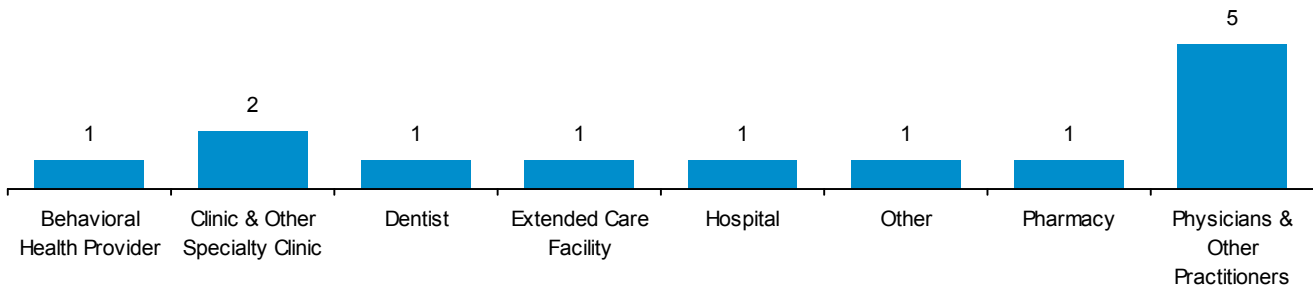
Provider Network is providers who are contracted to provide health care services by locations, programs, types, and specialties. Providers are being counted multiple times if they have multiple locations, programs, types, and/or specialties. The term "contracted" is defined as a provider that was enrolled with Oklahoma SoonerCare within the reporting period, it does not necessarily indicate participation.

**Provider Network Count**



0 Newly Enrolled Provider. The data is based on the new provider IDs added to the system during the reporting month. The effective date of the contract may or may not be in that month.

**Provider Network by Type**

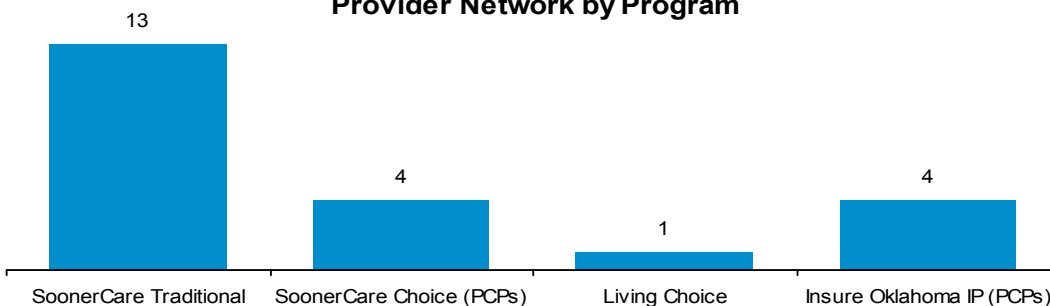


**Primary Care Provider (PCP) Capacities**

SoonerCare Program	Total Capacity	% of Capacity Used
SoonerCare Choice	1,450	30.62%
Insure Oklahoma IP	1,450	0.28%

Total Capacity represents the maximum number of members that PCPs request to have assigned within OHCA's limit. Panels on hold status are excluded from the capacity calculation.

**Provider Network by Program**



**Acronyms**

- DDSD - Developmental Disabilities Services Division
- DME - Durable Medical Equipment
- IP - Individual Plan
- I/T/U - Indian Health Service/Tribal/ Urban Indian
- LTC - Long-Term Care
- PCMH - Patient Centered Medical Home
- PCP - Primary Care Provider

# Provider Fast Facts by County

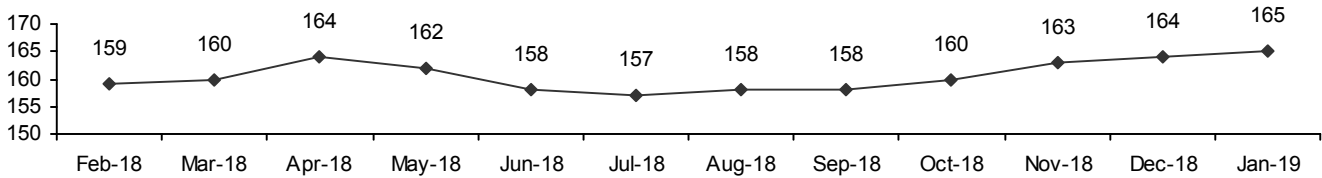
January 2019



## Beckham County

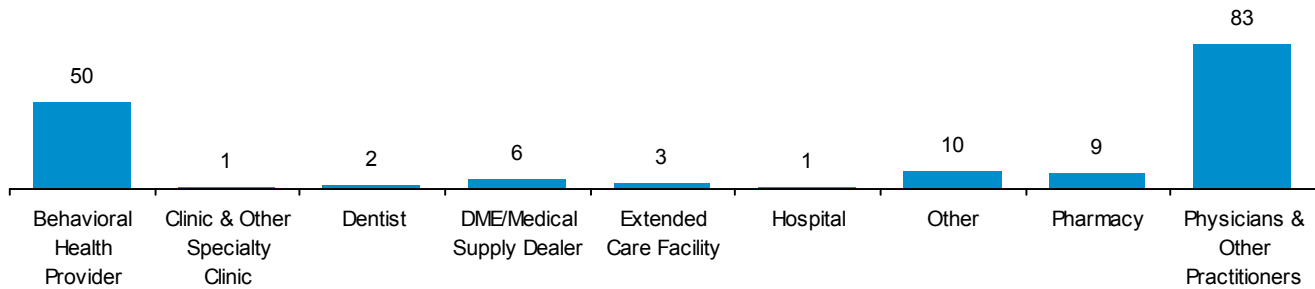
Provider Network is providers who are contracted to provide health care services by locations, programs, types, and specialties. Providers are being counted multiple times if they have multiple locations, programs, types, and/or specialties. The term "contracted" is defined as a provider that was enrolled with Oklahoma SoonerCare within the reporting period, it does not necessarily indicate participation.

**Provider Network Count**



2 Newly Enrolled Provider. The data is based on the new provider IDs added to the system during the reporting month. The effective date of the contract may or may not be in that month.

**Provider Network by Type**

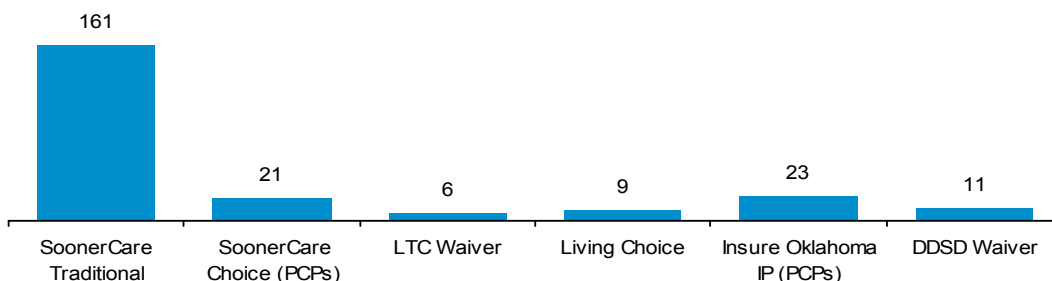


**Primary Care Provider (PCP) Capacities**

SoonerCare Program	Total Capacity	% of Capacity Used
SoonerCare Choice	11,650	34.61%
Insure Oklahoma IP	2,905	1.51%

Total Capacity represents the maximum number of members that PCPs request to have assigned within OHCA's limit. Panels on hold status are excluded from the capacity calculation.

**Provider Network by Program**



**Acronyms**

- DDSD - Developmental Disabilities Services Division
- DME - Durable Medical Equipment
- IP - Individual Plan
- I/T/U - Indian Health Service/Tribal/ Urban Indian
- LTC - Long-Term Care
- PCMH - Patient Centered Medical Home
- PCP - Primary Care Provider

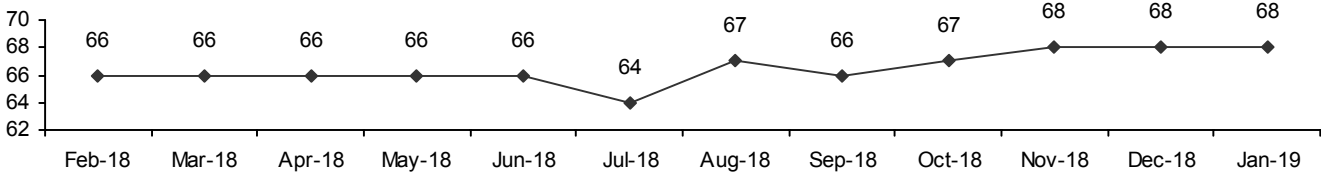
# Provider Fast Facts by County

January 2019

## Blaine County

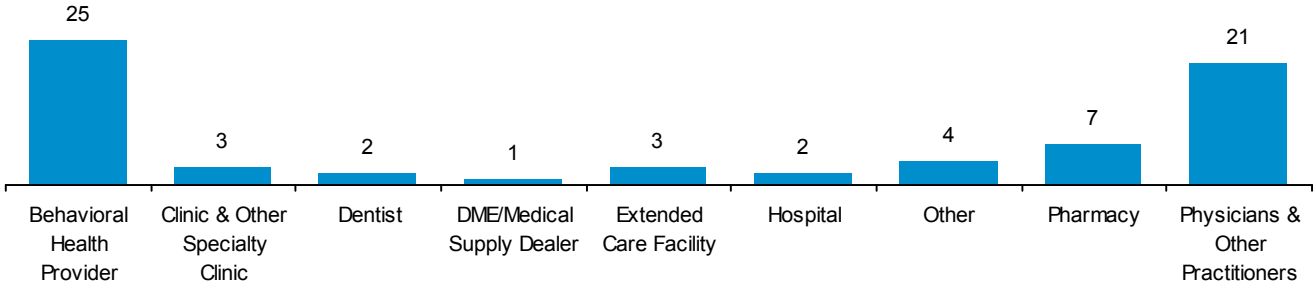
Provider Network is providers who are contracted to provide health care services by locations, programs, types, and specialties. Providers are being counted multiple times if they have multiple locations, programs, types, and/or specialties. The term "contracted" is defined as a provider that was enrolled with Oklahoma SoonerCare within the reporting period, it does not necessarily indicate participation.

**Provider Network Count**



0 Newly Enrolled Provider. The data is based on the new provider IDs added to the system during the reporting month. The effective date of the contract may or may not be in that month.

**Provider Network by Type**

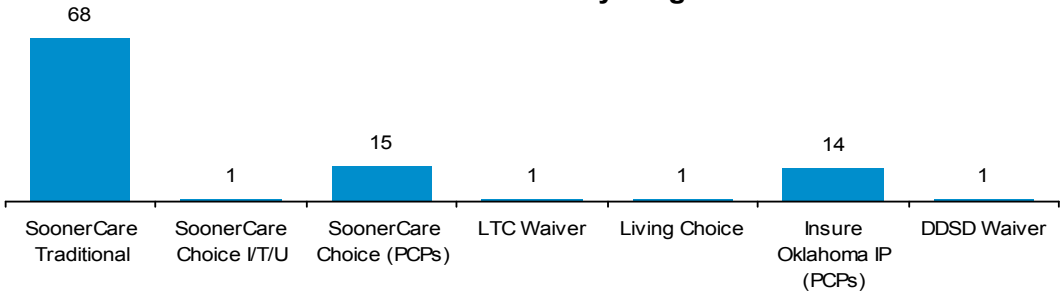


**Primary Care Provider (PCP) Capacities**

SoonerCare Program	Total Capacity	% of Capacity Used
SoonerCare Choice	7,200	18.35%
SoonerCare Choice I/T/U	2,500	1.88%
Insure Oklahoma IP	2,450	0.61%

Total Capacity represents the maximum number of members that PCPs request to have assigned within OHCA's limit. Panels on hold status are excluded from the capacity calculation.

**Provider Network by Program**



**Acronyms**

- DDSD - Developmental Disabilities Services Division
- DME - Durable Medical Equipment
- IP - Individual Plan
- I/T/U - Indian Health Service/Tribal/ Urban Indian
- LTC - Long-Term Care
- PCMH - Patient Centered Medical Home
- PCP - Primary Care Provider

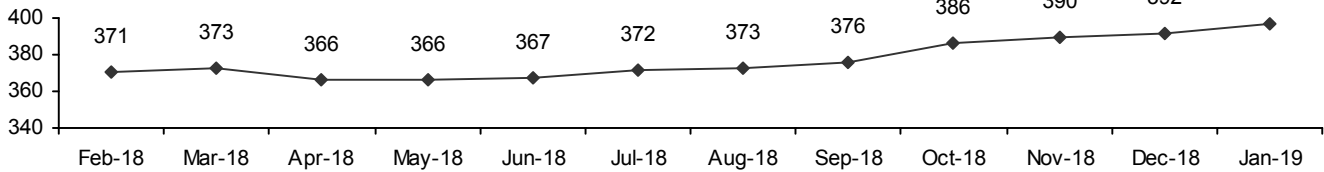
# Provider Fast Facts by County

January 2019

## Bryan County

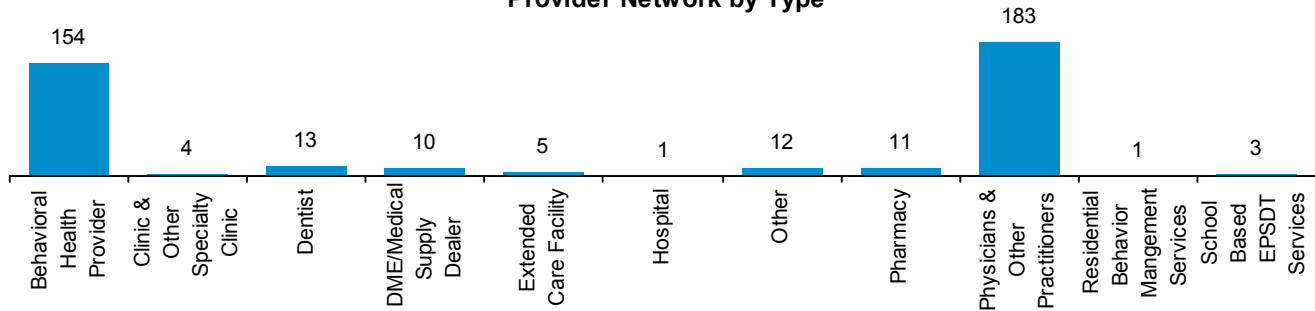
Provider Network is providers who are contracted to provide health care services by locations, programs, types, and specialties. Providers are being counted multiple times if they have multiple locations, programs, types, and/or specialties. The term "contracted" is defined as a provider that was enrolled with Oklahoma SoonerCare within the reporting period, it does not necessarily indicate participation.

**Provider Network Count**



5 Newly Enrolled Provider. The data is based on the new provider IDs added to the system during the reporting month. The effective date of the contract may or may not be in that month.

**Provider Network by Type**

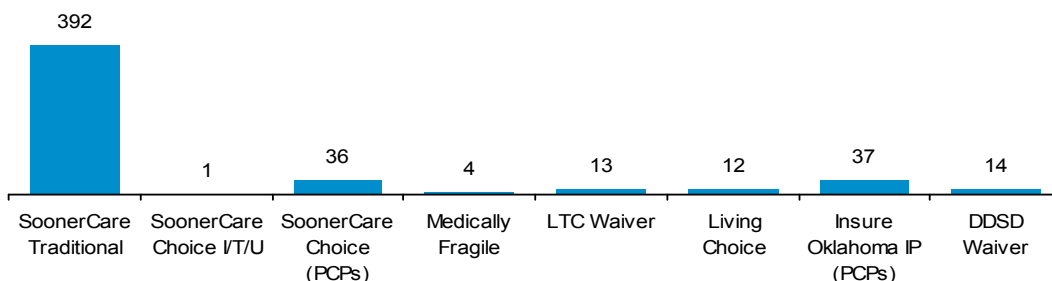


**Primary Care Provider (PCP) Capacities**

SoonerCare Program	Total Capacity	% of Capacity Used
SoonerCare Choice	27,825	28.74%
SoonerCare Choice I/T/U	2,500	37.56%
Insure Oklahoma IP	9,925	0.93%

Total Capacity represents the maximum number of members that PCPs request to have assigned within OHCA's limit. Panels on hold status are excluded from the capacity calculation.

**Provider Network by Program**



**Acronyms**

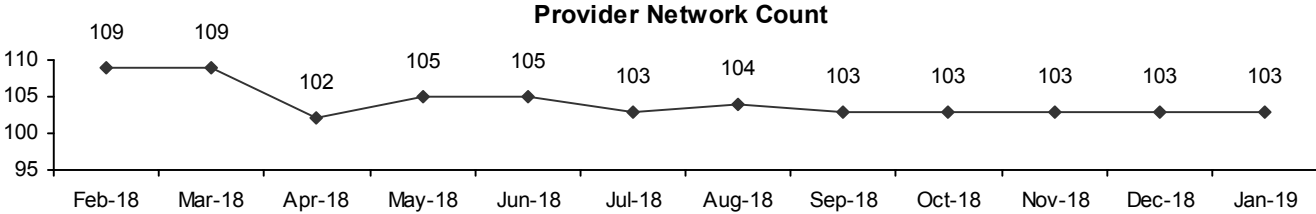
- DDSD - Developmental Disabilities Services Division
- DME - Durable Medical Equipment
- IP - Individual Plan
- I/T/U - Indian Health Service/Tribal/ Urban Indian
- LTC - Long-Term Care
- PCMH - Patient Centered Medical Home
- PCP - Primary Care Provider

# Provider Fast Facts by County

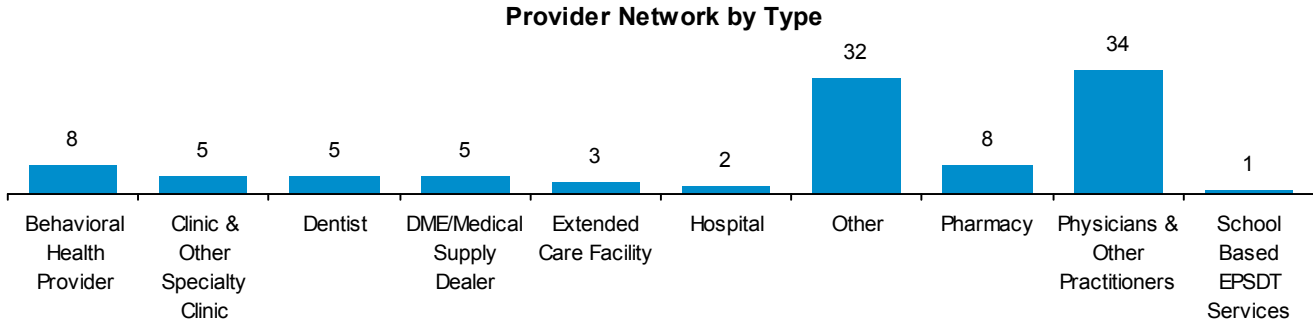
January 2019

## Caddo County

Provider Network is providers who are contracted to provide health care services by locations, programs, types, and specialties. Providers are being counted multiple times if they have multiple locations, programs, types, and/or specialties. The term "contracted" is defined as a provider that was enrolled with Oklahoma SoonerCare within the reporting period, it does not necessarily indicate participation.



0 Newly Enrolled Provider. The data is based on the new provider IDs added to the system during the reporting month. The effective date of the contract may or may not be in that month.

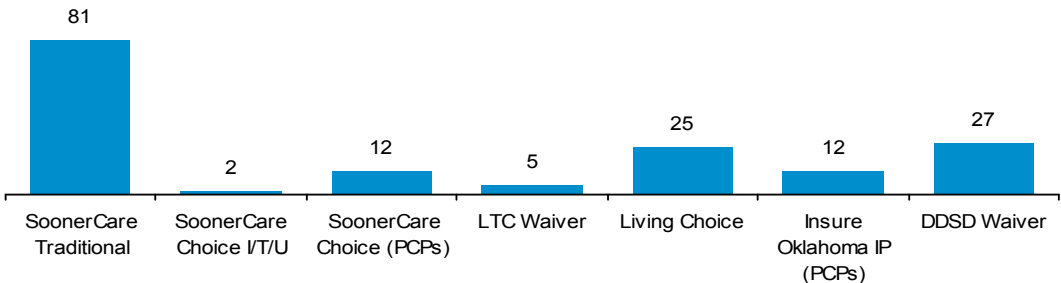


### Primary Care Provider (PCP) Capacities

SoonerCare Program	Total Capacity	% of Capacity Used
SoonerCare Choice	10,920	18.49%
SoonerCare Choice I/T/U	3,000	24.10%
Insure Oklahoma IP	4,925	0.43%

Total Capacity represents the maximum number of members that PCPs request to have assigned within OHCA's limit. Panels on hold status are excluded from the capacity calculation.

### Provider Network by Program



#### Acronyms

- DDSD - Developmental Disabilities Services Division
- DME - Durable Medical Equipment
- IP - Individual Plan
- I/T/U - Indian Health Service/Tribal/ Urban Indian
- LTC - Long-Term Care
- PCMH - Patient Centered Medical Home
- PCP - Primary Care Provider



# Provider Fast Facts by County

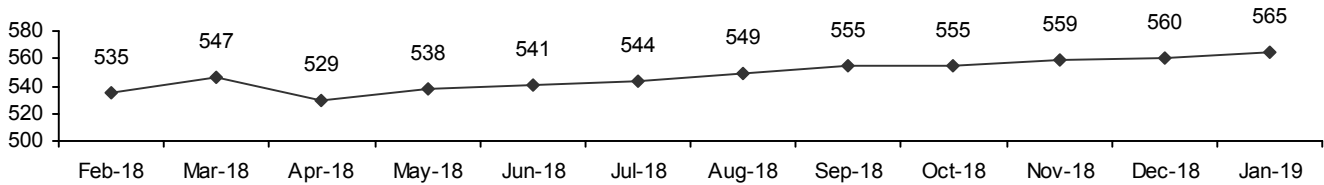
January 2019



## Canadian County

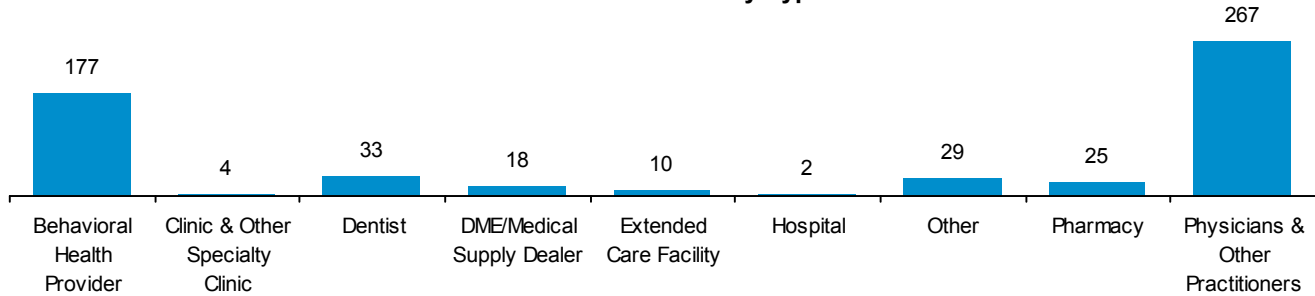
Provider Network is providers who are contracted to provide health care services by locations, programs, types, and specialties. Providers are being counted multiple times if they have multiple locations, programs, types, and/or specialties. The term "contracted" is defined as a provider that was enrolled with Oklahoma SoonerCare within the reporting period, it does not necessarily indicate participation.

**Provider Network Count**



3 Newly Enrolled Provider. The data is based on the new provider IDs added to the system during the reporting month. The effective date of the contract may or may not be in that month.

**Provider Network by Type**

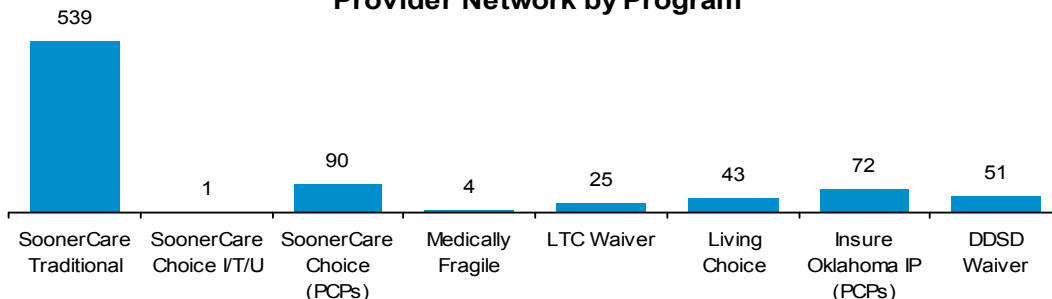


**Primary Care Provider (PCP) Capacities**

SoonerCare Program	Total Capacity	% of Capacity Used
SoonerCare Choice	28,100	45.03%
SoonerCare Choice I/T/U	2,500	7.40%
Insure Oklahoma IP	9,750	1.06%

Total Capacity represents the maximum number of members that PCPs request to have assigned within OHCA's limit. Panels on hold status are excluded from the capacity calculation.

**Provider Network by Program**



**Acronyms**

- DDSD - Developmental Disabilities Services Division
- DME - Durable Medical Equipment
- IP - Individual Plan
- I/T/U - Indian Health Service/Tribal/ Urban Indian
- LTC - Long-Term Care
- PCMH - Patient Centered Medical Home
- PCP - Primary Care Provider

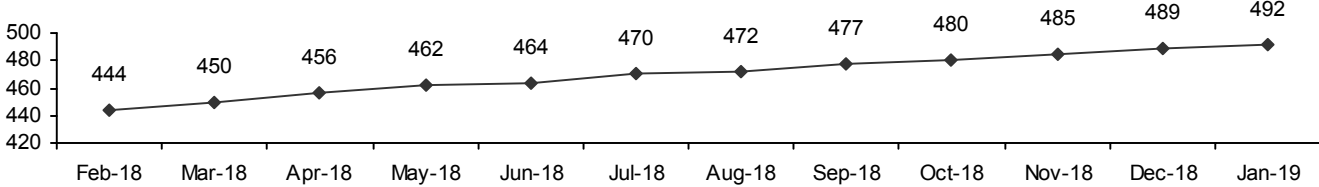
# Provider Fast Facts by County

January 2019

## Carter County

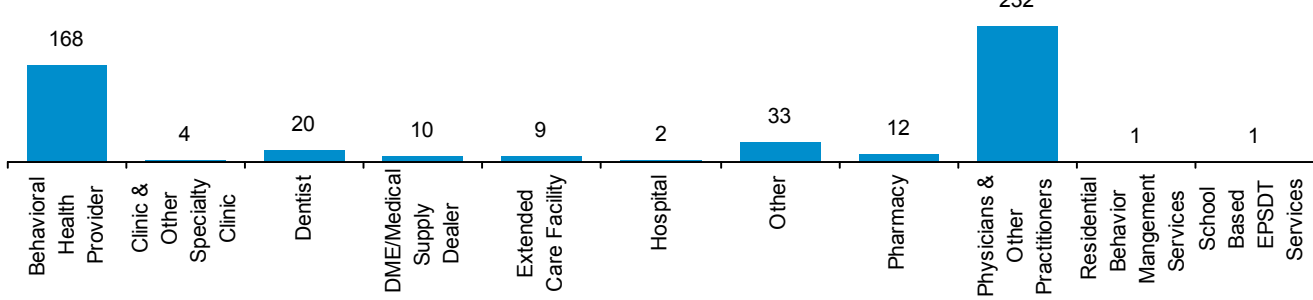
Provider Network is providers who are contracted to provide health care services by locations, programs, types, and specialties. Providers are being counted multiple times if they have multiple locations, programs, types, and/or specialties. The term "contracted" is defined as a provider that was enrolled with Oklahoma SoonerCare within the reporting period, it does not necessarily indicate participation.

**Provider Network Count**



1 Newly Enrolled Provider. The data is based on the new provider IDs added to the system during the reporting month. The effective date of the contract may or may not be in that month.

**Provider Network by Type**

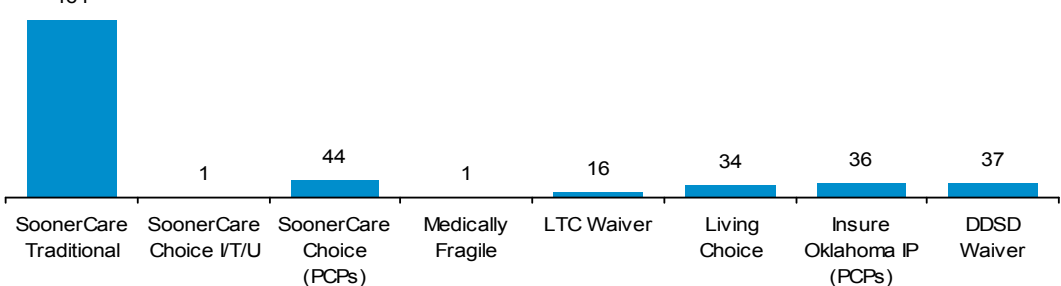


**Primary Care Provider (PCP) Capacities**

SoonerCare Program	Total Capacity	% of Capacity Used
SoonerCare Choice	17,600	49.36%
SoonerCare Choice I/T/U	500	73.60%
Insure Oklahoma IP	6,970	0.66%

Total Capacity represents the maximum number of members that PCPs request to have assigned within OHCA's limit. Panels on hold status are excluded from the capacity calculation.

**Provider Network by Program**



**Acronyms**

- DDSD - Developmental Disabilities Services Division
- DME - Durable Medical Equipment
- IP - Individual Plan
- I/T/U - Indian Health Service/Tribal/ Urban Indian
- LTC - Long-Term Care
- PCMH - Patient Centered Medical Home
- PCP - Primary Care Provider

# Provider Fast Facts by County

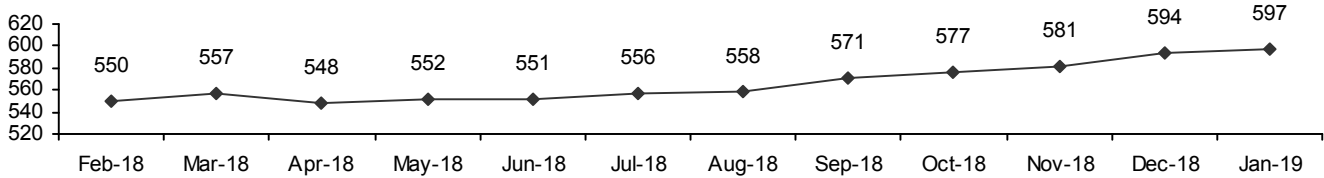
January 2019



## Cherokee County

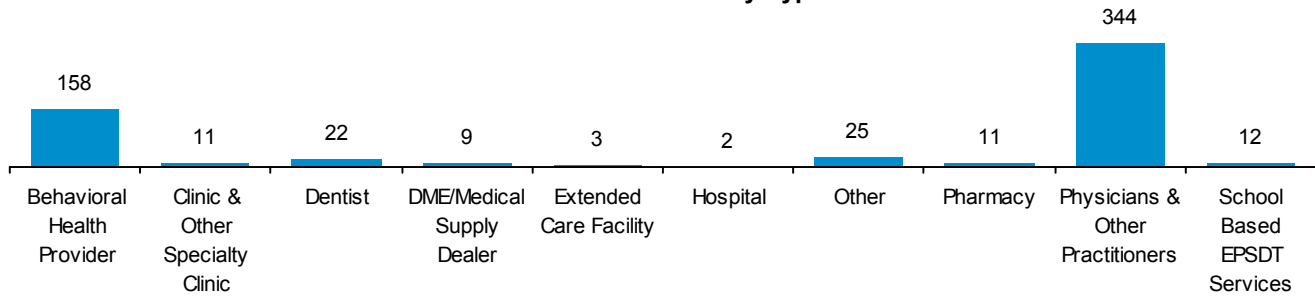
Provider Network is providers who are contracted to provide health care services by locations, programs, types, and specialties. Providers are being counted multiple times if they have multiple locations, programs, types, and/or specialties. The term "contracted" is defined as a provider that was enrolled with Oklahoma SoonerCare within the reporting period, it does not necessarily indicate participation.

**Provider Network Count**



4 Newly Enrolled Provider. The data is based on the new provider IDs added to the system during the reporting month. The effective date of the contract may or may not be in that month.

**Provider Network by Type**

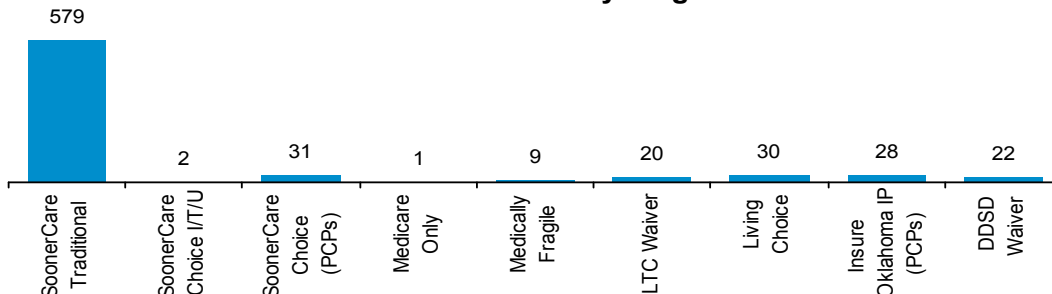


**Primary Care Provider (PCP) Capacities**

SoonerCare Program	Total Capacity	% of Capacity Used
SoonerCare Choice	15,775	38.78%
SoonerCare Choice I/T/U	2,000	94.75%
Insure Oklahoma IP	12,975	0.35%

Total Capacity represents the maximum number of members that PCPs request to have assigned within OHCA's limit. Panels on hold status are excluded from the capacity calculation.

**Provider Network by Program**



**Acronyms**

- DDSD - Developmental Disabilities Services Division
- DME - Durable Medical Equipment
- IP - Individual Plan
- I/T/U - Indian Health Service/Tribal/ Urban Indian
- LTC - Long-Term Care
- PCMH - Patient Centered Medical Home
- PCP - Primary Care Provider

# Provider Fast Facts by County

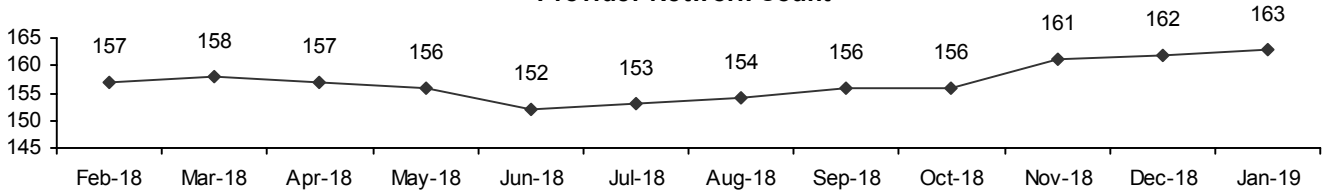
January 2019



## Choctaw County

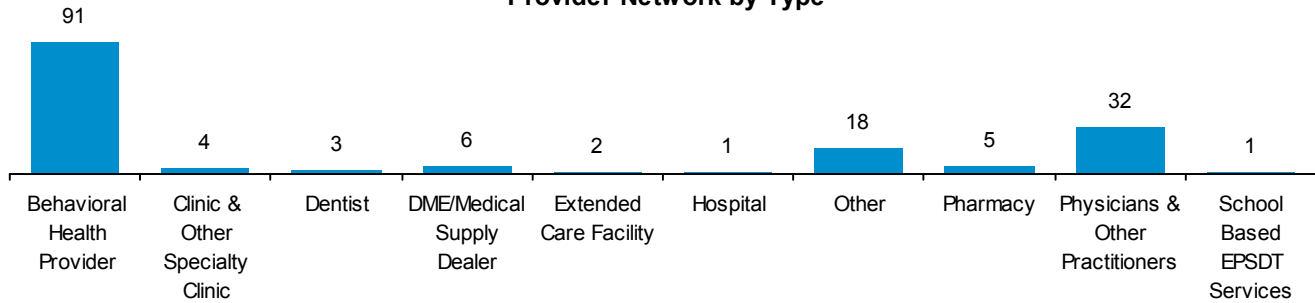
Provider Network is providers who are contracted to provide health care services by locations, programs, types, and specialties. Providers are being counted multiple times if they have multiple locations, programs, types, and/or specialties. The term "contracted" is defined as a provider that was enrolled with Oklahoma SoonerCare within the reporting period, it does not necessarily indicate participation.

**Provider Network Count**



0 Newly Enrolled Provider. The data is based on the new provider IDs added to the system during the reporting month. The effective date of the contract may or may not be in that month.

**Provider Network by Type**

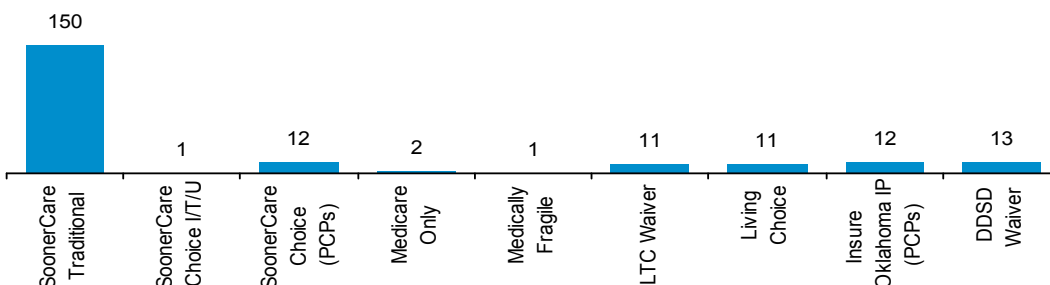


**Primary Care Provider (PCP) Capacities**

SoonerCare Program	Total Capacity	% of Capacity Used
SoonerCare Choice	16,000	14.22%
SoonerCare Choice I/T/U	1,250	12.80%
Insure Oklahoma IP	6,350	0.49%

Total Capacity represents the maximum number of members that PCPs request to have assigned within OHCA's limit. Panels on hold status are excluded from the capacity calculation.

**Provider Network by Program**



**Acronyms**

- DDSD - Developmental Disabilities Services Division
- DME - Durable Medical Equipment
- IP - Individual Plan
- I/T/U - Indian Health Service/Tribal/ Urban Indian
- LTC - Long-Term Care
- PCMH - Patient Centered Medical Home
- PCP - Primary Care Provider

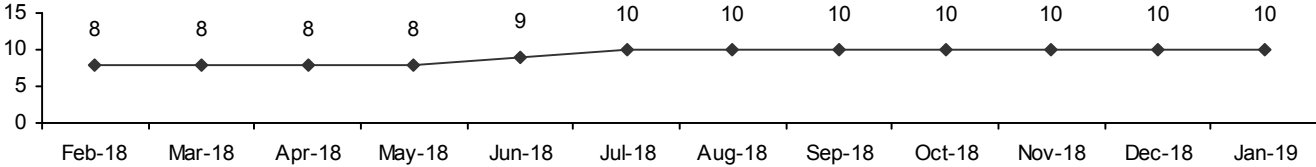
# Provider Fast Facts by County

January 2019

## Cimarron County

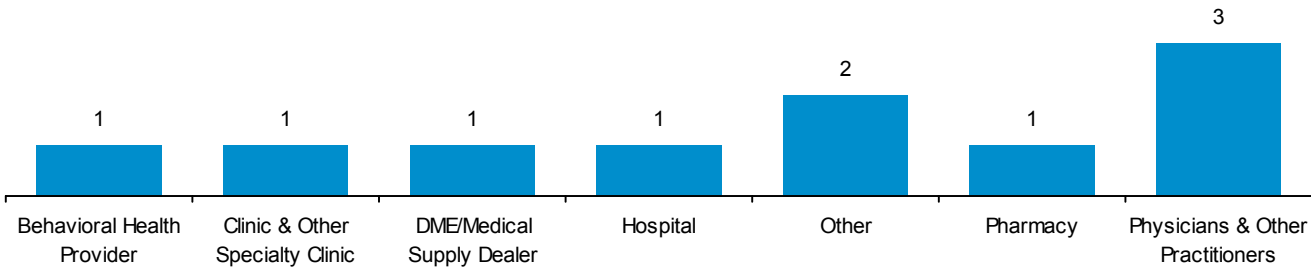
Provider Network is providers who are contracted to provide health care services by locations, programs, types, and specialties. Providers are being counted multiple times if they have multiple locations, programs, types, and/or specialties. The term "contracted" is defined as a provider that was enrolled with Oklahoma SoonerCare within the reporting period, it does not necessarily indicate participation.

**Provider Network Count**



0 Newly Enrolled Provider. The data is based on the new provider IDs added to the system during the reporting month. The effective date of the contract may or may not be in that month.

**Provider Network by Type**

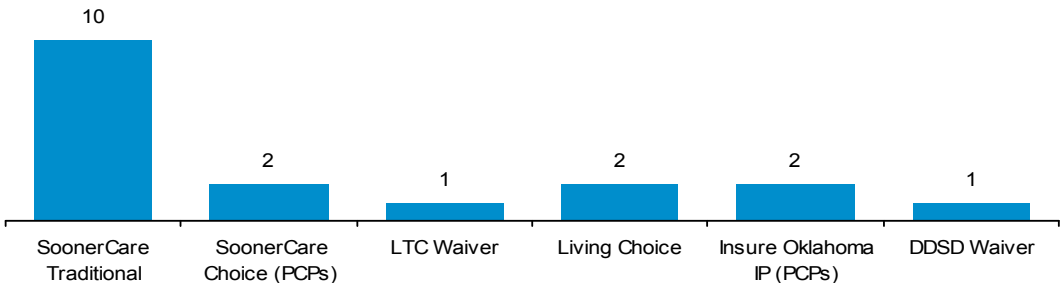


**Primary Care Provider (PCP) Capacities**

SoonerCare Program	Total Capacity	% of Capacity Used
SoonerCare Choice	2,500	11.16%
Insure Oklahoma IP	200	1.50%

Total Capacity represents the maximum number of members that PCPs request to have assigned within OHCA's limit. Panels on hold status are excluded from the capacity calculation.

**Provider Network by Program**



**Acronyms**

- DDSD - Developmental Disabilities Services Division
- DME - Durable Medical Equipment
- IP - Individual Plan
- I/T/U - Indian Health Service/Tribal/ Urban Indian
- LTC - Long-Term Care
- PCMH - Patient Centered Medical Home
- PCP - Primary Care Provider

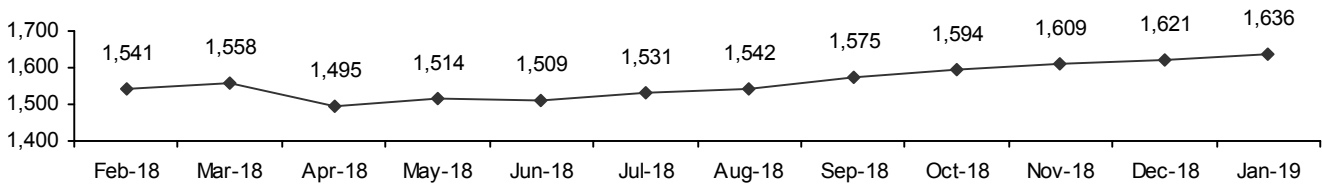
# Provider Fast Facts by County

January 2019

## Cleveland County

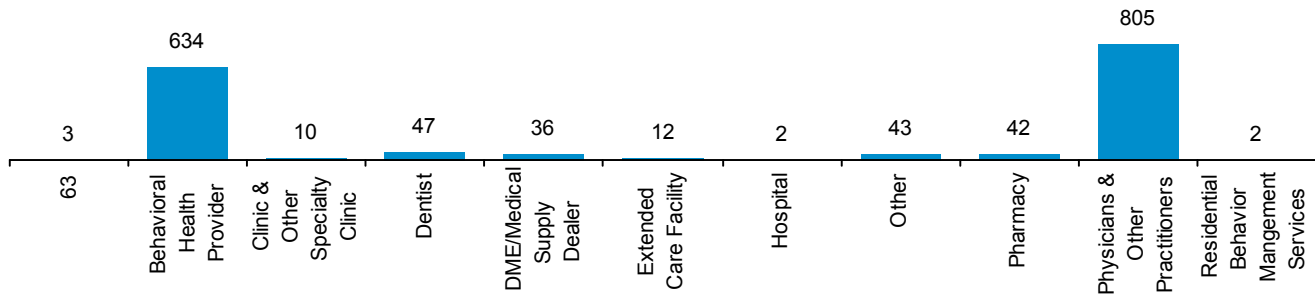
Provider Network is providers who are contracted to provide health care services by locations, programs, types, and specialties. Providers are being counted multiple times if they have multiple locations, programs, types, and/or specialties. The term "contracted" is defined as a provider that was enrolled with Oklahoma SoonerCare within the reporting period, it does not necessarily indicate participation.

**Provider Network Count**



11 Newly Enrolled Provider. The data is based on the new provider IDs added to the system during the reporting month. The effective date of the contract may or may not be in that month.

**Provider Network by Type**

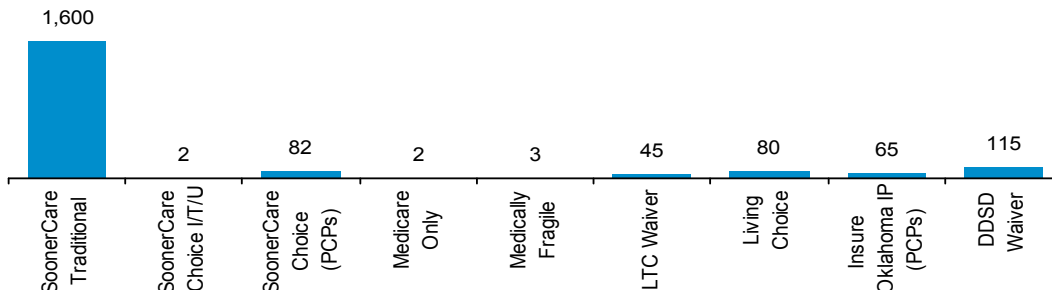


**Primary Care Provider (PCP) Capacities**

SoonerCare Program	Total Capacity	% of Capacity Used
SoonerCare Choice	36,790	55.31%
SoonerCare Choice I/T/U	3,500	17.37%
Insure Oklahoma IP	8,248	2.68%

Total Capacity represents the maximum number of members that PCPs request to have assigned within OHCA's limit. Panels on hold status are excluded from the capacity calculation.

**Provider Network by Program**



**Acronyms**

- DDSD - Developmental Disabilities Services Division
- DME - Durable Medical Equipment
- IP - Individual Plan
- I/T/U - Indian Health Service/Tribal/ Urban Indian
- LTC - Long-Term Care
- PCMH - Patient Centered Medical Home
- PCP - Primary Care Provider

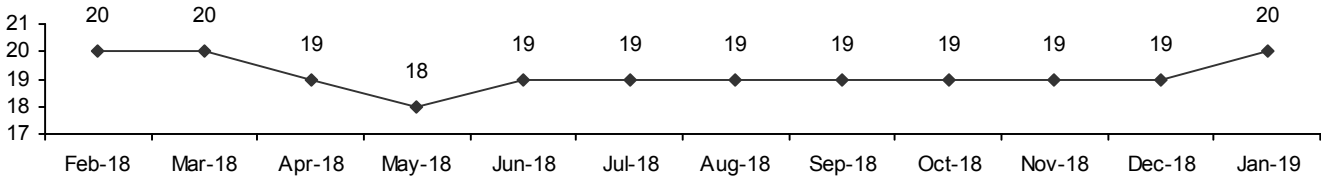
# Provider Fast Facts by County

January 2019

## Coal County

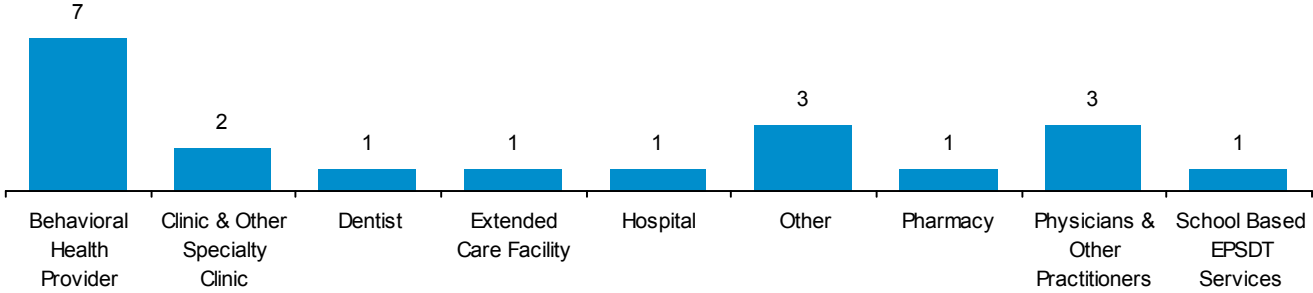
Provider Network is providers who are contracted to provide health care services by locations, programs, types, and specialties. Providers are being counted multiple times if they have multiple locations, programs, types, and/or specialties. The term "contracted" is defined as a provider that was enrolled with Oklahoma SoonerCare within the reporting period, it does not necessarily indicate participation.

**Provider Network Count**



1 Newly Enrolled Provider. The data is based on the new provider IDs added to the system during the reporting month. The effective date of the contract may or may not be in that month.

**Provider Network by Type**

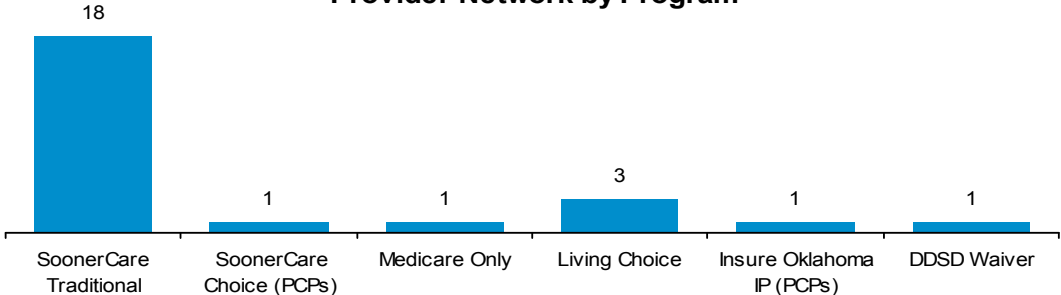


**Primary Care Provider (PCP) Capacities**

SoonerCare Program	Total Capacity	% of Capacity Used
SoonerCare Choice	7,000	6.10%
Insure Oklahoma IP	500	3.80%

Total Capacity represents the maximum number of members that PCPs request to have assigned within OHCA's limit. Panels on hold status are excluded from the capacity calculation.

**Provider Network by Program**



**Acronyms**

- DDSD - Developmental Disabilities Services Division
- DME - Durable Medical Equipment
- IP - Individual Plan
- I/T/U - Indian Health Service/Tribal/ Urban Indian
- LTC - Long-Term Care
- PCMH - Patient Centered Medical Home
- PCP - Primary Care Provider

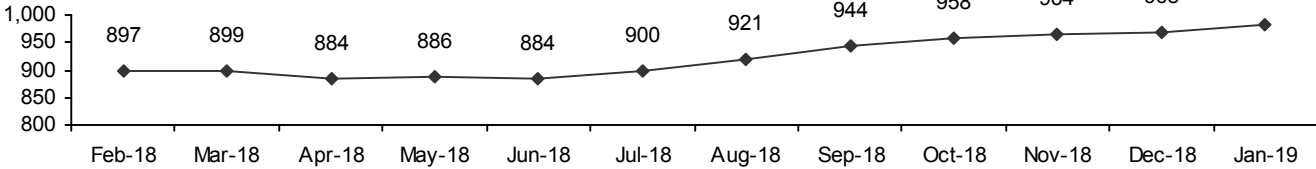
# Provider Fast Facts by County

January 2019

## Comanche County

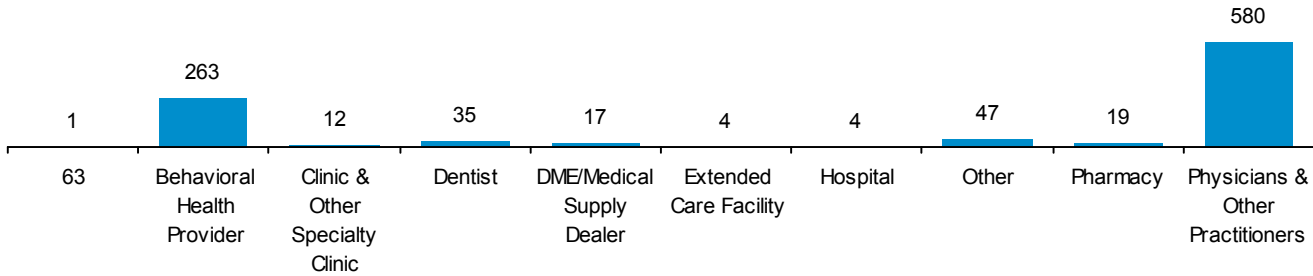
Provider Network is providers who are contracted to provide health care services by locations, programs, types, and specialties. Providers are being counted multiple times if they have multiple locations, programs, types, and/or specialties. The term "contracted" is defined as a provider that was enrolled with Oklahoma SoonerCare within the reporting period, it does not necessarily indicate participation.

**Provider Network Count**



10 Newly Enrolled Provider. The data is based on the new provider IDs added to the system during the reporting month. The effective date of the contract may or may not be in that month.

**Provider Network by Type**

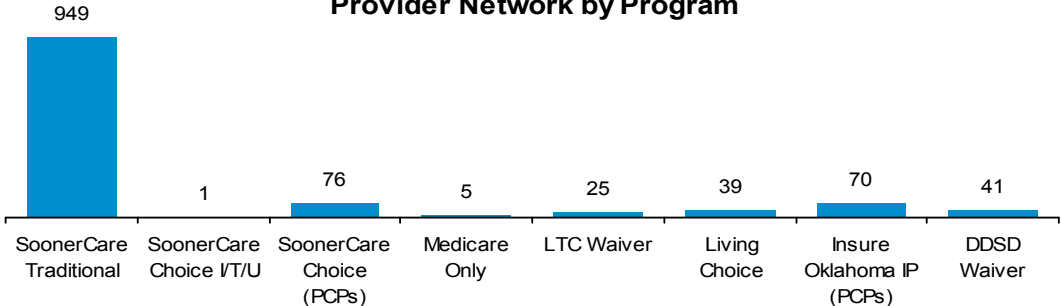


**Primary Care Provider (PCP) Capacities**

SoonerCare Program	Total Capacity	% of Capacity Used
SoonerCare Choice	30,650	48.75%
SoonerCare Choice I/T/U	2,500	52.60%
Insure Oklahoma IP	5,301	1.55%

Total Capacity represents the maximum number of members that PCPs request to have assigned within OHCA's limit. Panels on hold status are excluded from the capacity calculation.

**Provider Network by Program**



**Acronyms**

- DDSD - Developmental Disabilities Services Division
- DME - Durable Medical Equipment
- IP - Individual Plan
- I/T/U - Indian Health Service/Tribal/ Urban Indian
- LTC - Long-Term Care
- PCMH - Patient Centered Medical Home
- PCP - Primary Care Provider



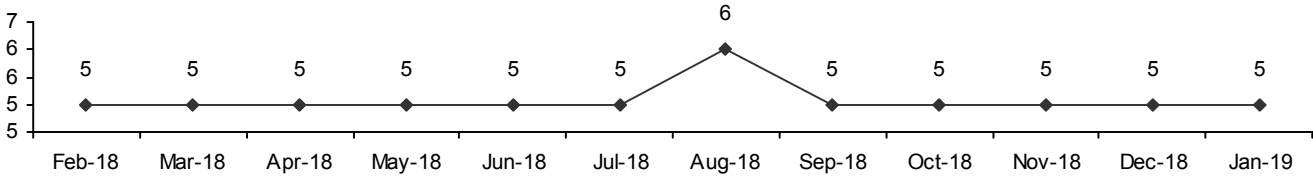
# Provider Fast Facts by County

January 2019

## Cotton County

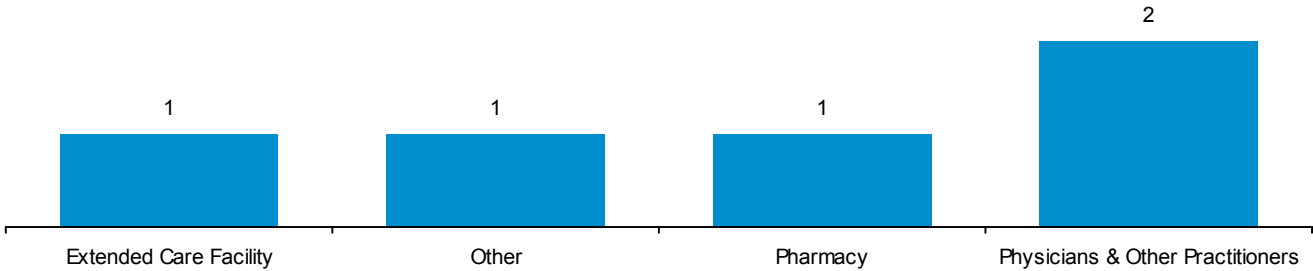
Provider Network is providers who are contracted to provide health care services by locations, programs, types, and specialties. Providers are being counted multiple times if they have multiple locations, programs, types, and/or specialties. The term "contracted" is defined as a provider that was enrolled with Oklahoma SoonerCare within the reporting period, it does not necessarily indicate participation.

**Provider Network Count**



0 Newly Enrolled Provider. The data is based on the new provider IDs added to the system during the reporting month. The effective date of the contract may or may not be in that month.

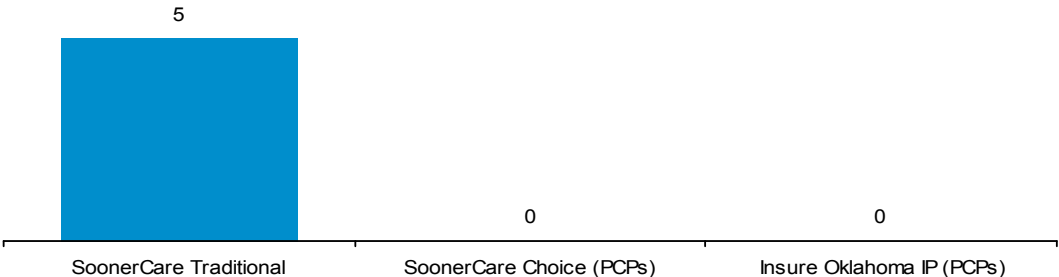
**Provider Network by Type**



### Primary Care Provider (PCP) Capacities

Total Capacity represents the maximum number of members that PCPs request to have assigned within OHCA's limit. Panels on hold status are excluded from the capacity calculation.

**Provider Network by Program**



**Acronyms**

- DDSD - Developmental Disabilities Services Division
- DME - Durable Medical Equipment
- IP - Individual Plan
- I/T/U - Indian Health Service/Tribal/ Urban Indian
- LTC - Long-Term Care
- PCMH - Patient Centered Medical Home
- PCP - Primary Care Provider

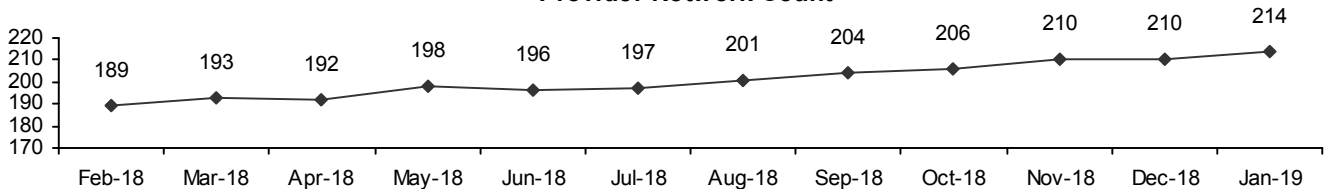
# Provider Fast Facts by County

January 2019

## Craig County

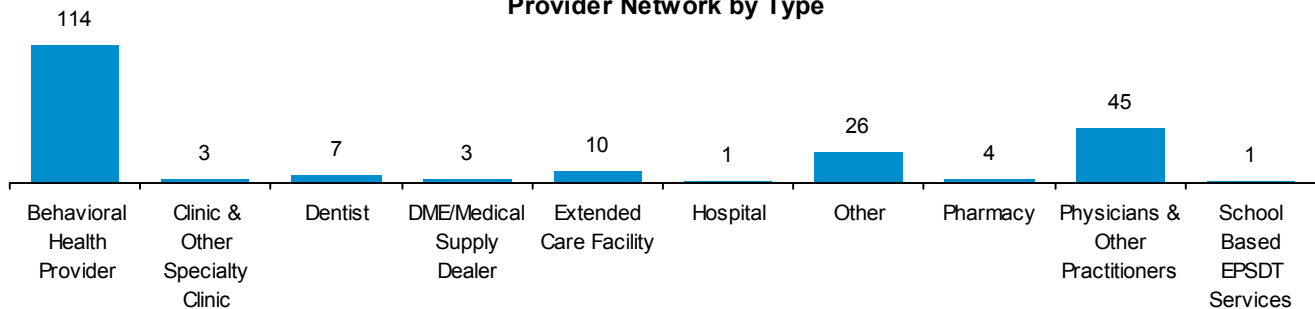
Provider Network is providers who are contracted to provide health care services by locations, programs, types, and specialties. Providers are being counted multiple times if they have multiple locations, programs, types, and/or specialties. The term "contracted" is defined as a provider that was enrolled with Oklahoma SoonerCare within the reporting period, it does not necessarily indicate participation.

**Provider Network Count**



2 Newly Enrolled Provider. The data is based on the new provider IDs added to the system during the reporting month. The effective date of the contract may or may not be in that month.

**Provider Network by Type**

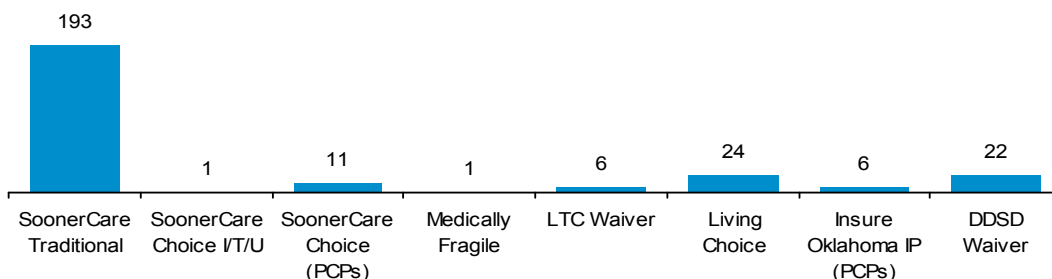


**Primary Care Provider (PCP) Capacities**

SoonerCare Program	Total Capacity	% of Capacity Used
SoonerCare Choice	5,900	34.64%
SoonerCare Choice I/T/U	2,500	15.04%
Insure Oklahoma IP	950	2.84%

Total Capacity represents the maximum number of members that PCPs request to have assigned within OHCA's limit. Panels on hold status are excluded from the capacity calculation.

**Provider Network by Program**



**Acronyms**

- DDSD - Developmental Disabilities Services Division
- DME - Durable Medical Equipment
- IP - Individual Plan
- I/T/U - Indian Health Service/Tribal/ Urban Indian
- LTC - Long-Term Care
- PCMH - Patient Centered Medical Home
- PCP - Primary Care Provider

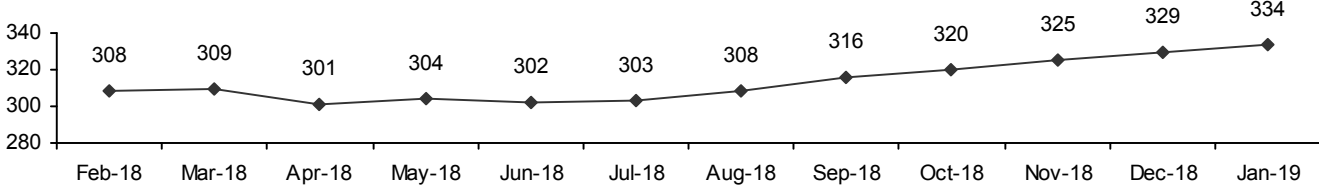
# Provider Fast Facts by County

January 2019

## Creek County

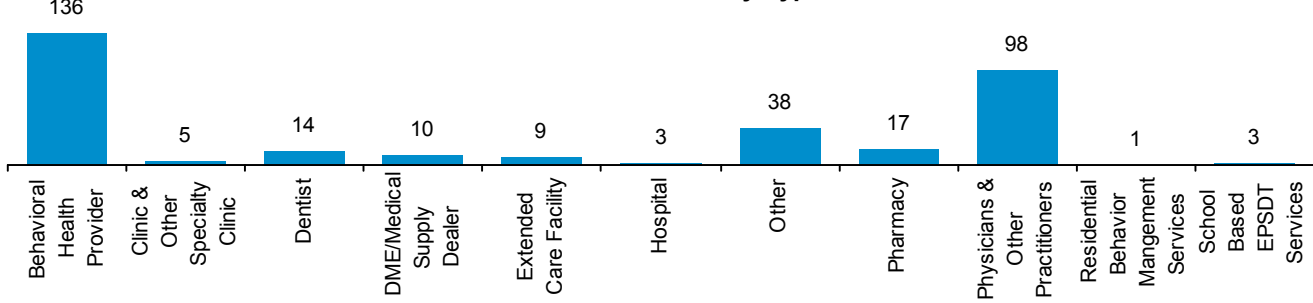
Provider Network is providers who are contracted to provide health care services by locations, programs, types, and specialties. Providers are being counted multiple times if they have multiple locations, programs, types, and/or specialties. The term "contracted" is defined as a provider that was enrolled with Oklahoma SoonerCare within the reporting period, it does not necessarily indicate participation.

**Provider Network Count**



4 Newly Enrolled Provider. The data is based on the new provider IDs added to the system during the reporting month. The effective date of the contract may or may not be in that month.

**Provider Network by Type**

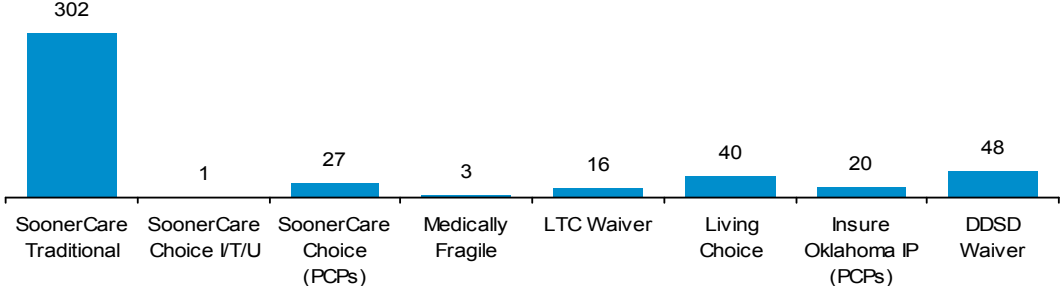


**Primary Care Provider (PCP) Capacities**

SoonerCare Program	Total Capacity	% of Capacity Used
SoonerCare Choice	17,545	38.96%
SoonerCare Choice I/T/U	800	21.13%
Insure Oklahoma IP	12,985	0.64%

Total Capacity represents the maximum number of members that PCPs request to have assigned within OHCA's limit. Panels on hold status are excluded from the capacity calculation.

**Provider Network by Program**



**Acronyms**

- DDSD - Developmental Disabilities Services Division
- DME - Durable Medical Equipment
- IP - Individual Plan
- I/T/U - Indian Health Service/Tribal/ Urban Indian
- LTC - Long-Term Care
- PCMH - Patient Centered Medical Home
- PCP - Primary Care Provider

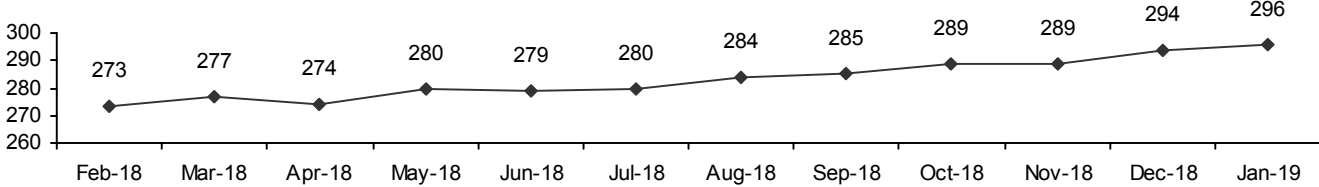
# Provider Fast Facts by County

January 2019

## Custer County

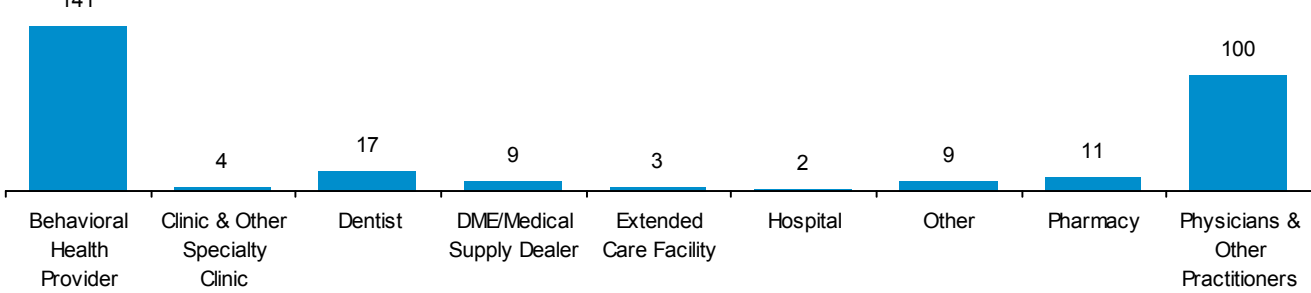
Provider Network is providers who are contracted to provide health care services by locations, programs, types, and specialties. Providers are being counted multiple times if they have multiple locations, programs, types, and/or specialties. The term "contracted" is defined as a provider that was enrolled with Oklahoma SoonerCare within the reporting period, it does not necessarily indicate participation.

**Provider Network Count**



1 Newly Enrolled Provider. The data is based on the new provider IDs added to the system during the reporting month. The effective date of the contract may or may not be in that month.

**Provider Network by Type**

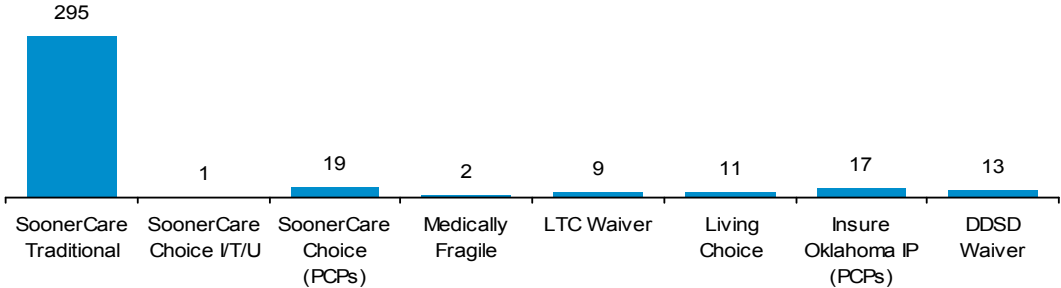


**Primary Care Provider (PCP) Capacities**

SoonerCare Program	Total Capacity	% of Capacity Used
SoonerCare Choice	6,725	52.43%
SoonerCare Choice I/T/U	2,500	22.96%
Insure Oklahoma IP	2,811	1.35%

Total Capacity represents the maximum number of members that PCPs request to have assigned within OHCA's limit. Panels on hold status are excluded from the capacity calculation.

**Provider Network by Program**



**Acronyms**

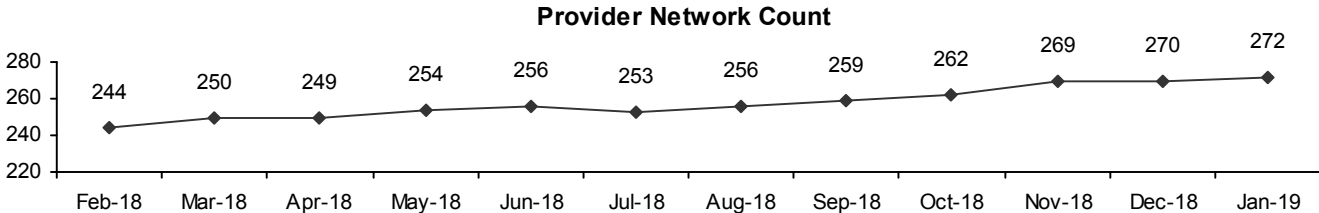
- DDSD - Developmental Disabilities Services Division
- DME - Durable Medical Equipment
- IP - Individual Plan
- I/T/U - Indian Health Service/Tribal/ Urban Indian
- LTC - Long-Term Care
- PCMH - Patient Centered Medical Home
- PCP - Primary Care Provider

# Provider Fast Facts by County

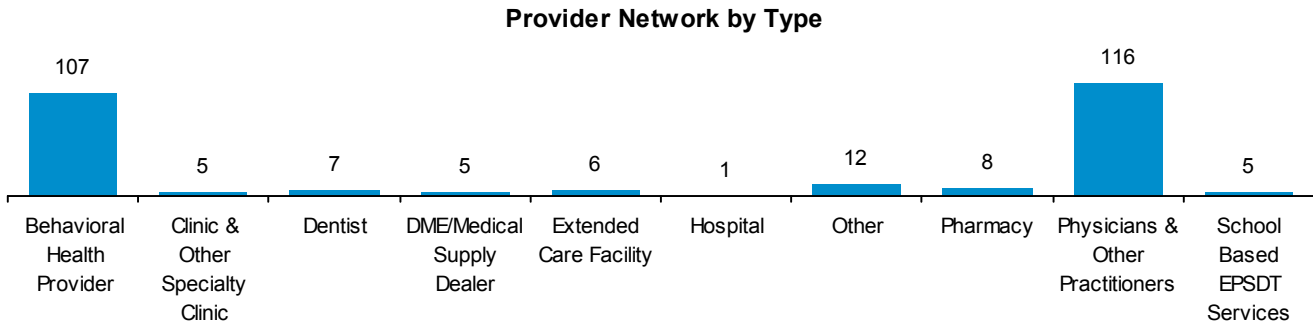
January 2019

## Delaware County

Provider Network is providers who are contracted to provide health care services by locations, programs, types, and specialties. Providers are being counted multiple times if they have multiple locations, programs, types, and/or specialties. The term "contracted" is defined as a provider that was enrolled with Oklahoma SoonerCare within the reporting period, it does not necessarily indicate participation.



4 Newly Enrolled Provider. The data is based on the new provider IDs added to the system during the reporting month. The effective date of the contract may or may not be in that month.

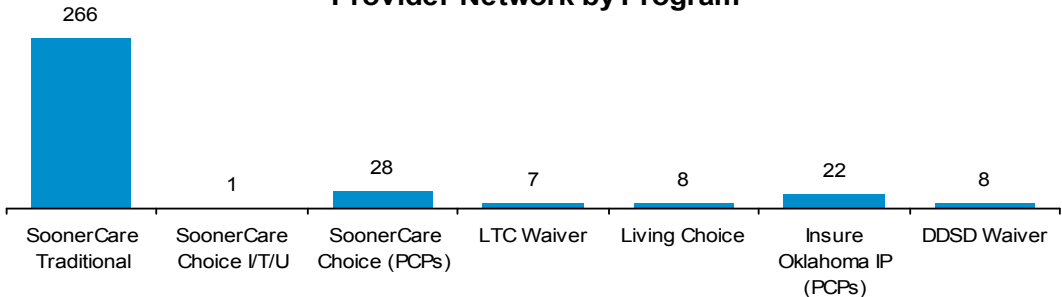


### Primary Care Provider (PCP) Capacities

SoonerCare Program	Total Capacity	% of Capacity Used
SoonerCare Choice	16,250	32.60%
SoonerCare Choice I/T/U	2,500	7.68%
Insure Oklahoma IP	3,310	1.54%

Total Capacity represents the maximum number of members that PCPs request to have assigned within OHCA's limit. Panels on hold status are excluded from the capacity calculation.

### Provider Network by Program



### Acronyms

- DDSD - Developmental Disabilities Services Division
- DME - Durable Medical Equipment
- IP - Individual Plan
- I/T/U - Indian Health Service/Tribal/ Urban Indian
- LTC - Long-Term Care
- PCMH - Patient Centered Medical Home
- PCP - Primary Care Provider

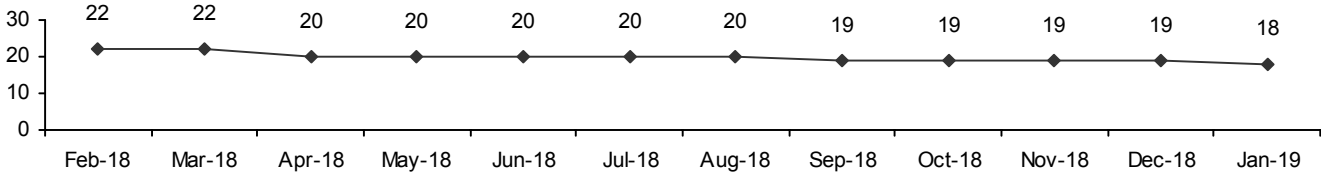
# Provider Fast Facts by County

January 2019

## Dewey County

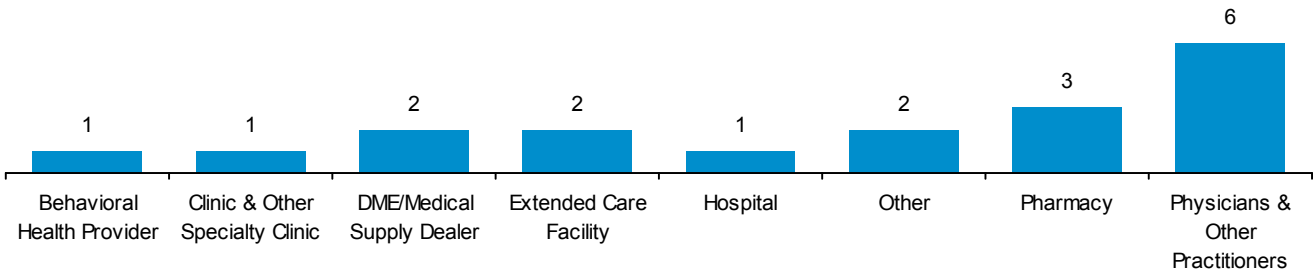
Provider Network is providers who are contracted to provide health care services by locations, programs, types, and specialties. Providers are being counted multiple times if they have multiple locations, programs, types, and/or specialties. The term "contracted" is defined as a provider that was enrolled with Oklahoma SoonerCare within the reporting period, it does not necessarily indicate participation.

**Provider Network Count**



0 Newly Enrolled Provider. The data is based on the new provider IDs added to the system during the reporting month. The effective date of the contract may or may not be in that month.

**Provider Network by Type**

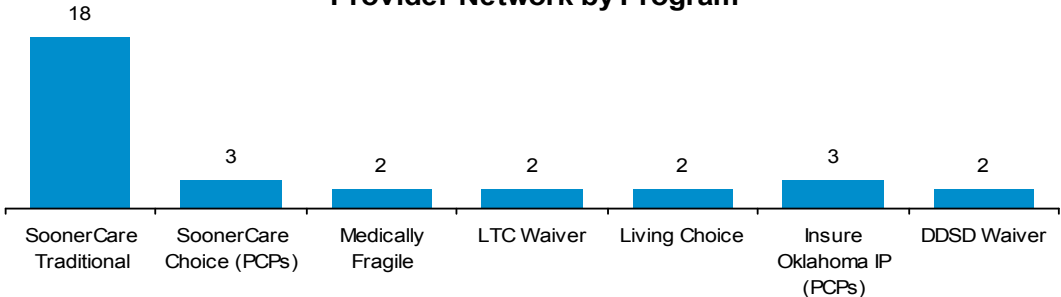


**Primary Care Provider (PCP) Capacities**

SoonerCare Program	Total Capacity	% of Capacity Used
SoonerCare Choice	700	20.57%
Insure Oklahoma IP	100	2.00%

Total Capacity represents the maximum number of members that PCPs request to have assigned within OHCA's limit. Panels on hold status are excluded from the capacity calculation.

**Provider Network by Program**



**Acronyms**

- DDSD - Developmental Disabilities Services Division
- DME - Durable Medical Equipment
- IP - Individual Plan
- I/T/U - Indian Health Service/Tribal/ Urban Indian
- LTC - Long-Term Care
- PCMH - Patient Centered Medical Home
- PCP - Primary Care Provider

# Provider Fast Facts by County

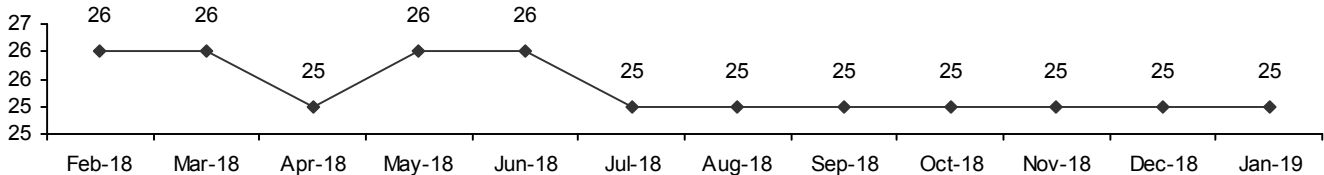
January 2019

## Ellis County



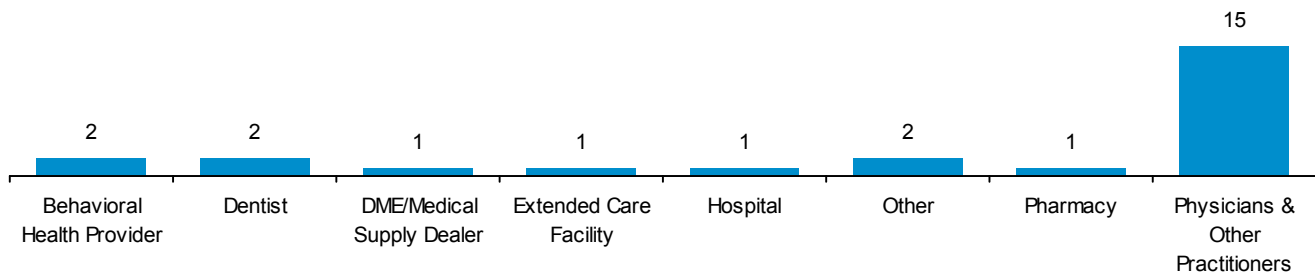
Provider Network is providers who are contracted to provide health care services by locations, programs, types, and specialties. Providers are being counted multiple times if they have multiple locations, programs, types, and/or specialties. The term "contracted" is defined as a provider that was enrolled with Oklahoma SoonerCare within the reporting period, it does not necessarily indicate participation.

**Provider Network Count**



0 Newly Enrolled Provider. The data is based on the new provider IDs added to the system during the reporting month. The effective date of the contract may or may not be in that month.

**Provider Network by Type**

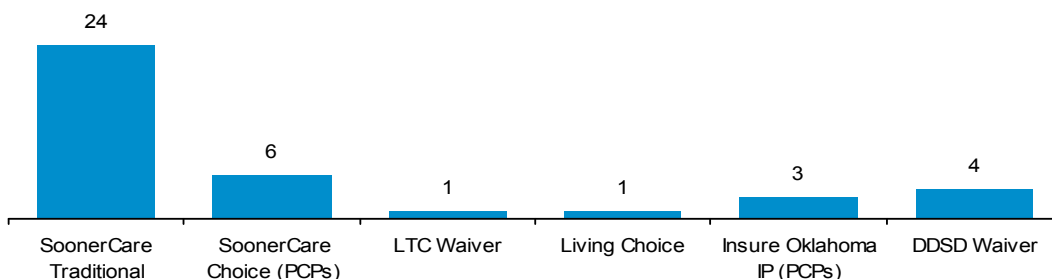


**Primary Care Provider (PCP) Capacities**

SoonerCare Program	Total Capacity	% of Capacity Used
SoonerCare Choice	150	73.33%

Total Capacity represents the maximum number of members that PCPs request to have assigned within OHCA's limit. Panels on hold status are excluded from the capacity calculation.

**Provider Network by Program**



**Acronyms**

- DDSD - Developmental Disabilities Services Division
- DME - Durable Medical Equipment
- IP - Individual Plan
- I/T/U - Indian Health Service/Tribal/ Urban Indian
- LTC - Long-Term Care
- PCMH - Patient Centered Medical Home
- PCP - Primary Care Provider

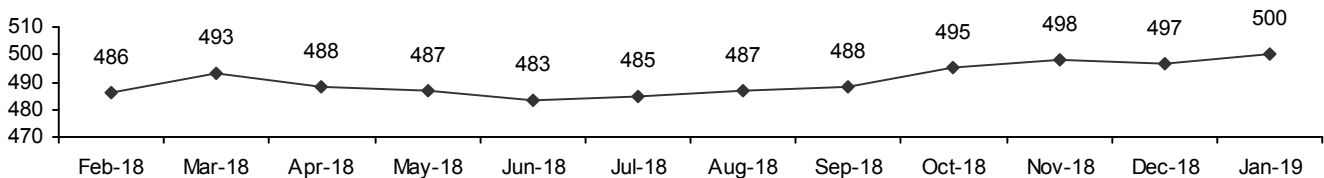
# Provider Fast Facts by County

January 2019

## Garfield County

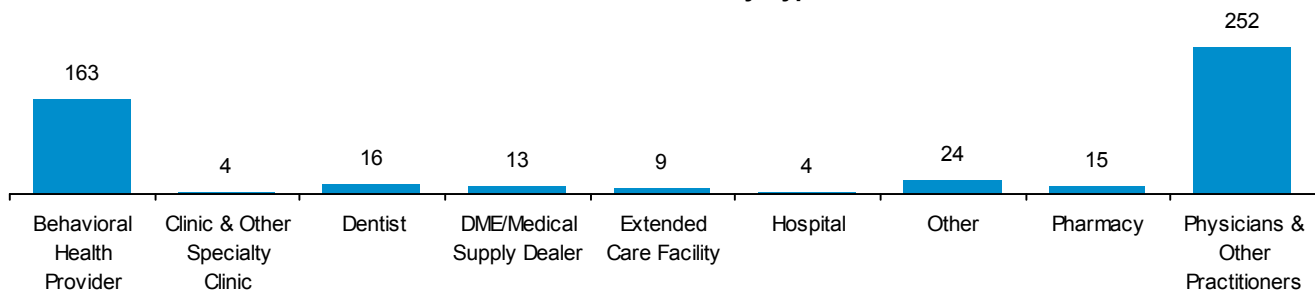
Provider Network is providers who are contracted to provide health care services by locations, programs, types, and specialties. Providers are being counted multiple times if they have multiple locations, programs, types, and/or specialties. The term "contracted" is defined as a provider that was enrolled with Oklahoma SoonerCare within the reporting period, it does not necessarily indicate participation.

### Provider Network Count



1 Newly Enrolled Provider. The data is based on the new provider IDs added to the system during the reporting month. The effective date of the contract may or may not be in that month.

### Provider Network by Type

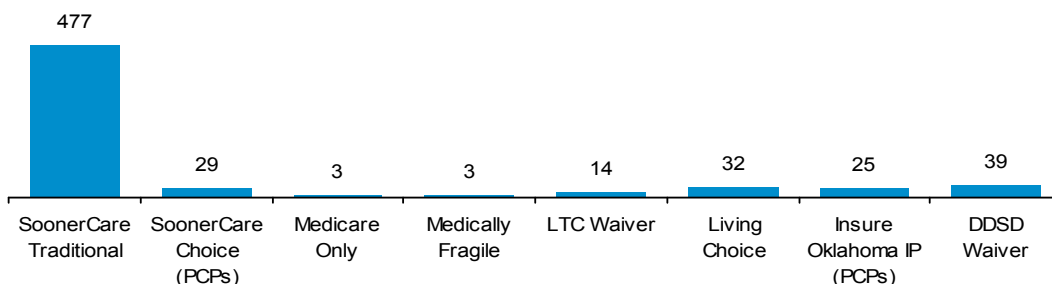


### Primary Care Provider (PCP) Capacities

SoonerCare Program	Total Capacity	% of Capacity Used
SoonerCare Choice	11,475	68.63%
Insure Oklahoma IP	1,800	1.67%

Total Capacity represents the maximum number of members that PCPs request to have assigned within OHCA's limit. Panels on hold status are excluded from the capacity calculation.

### Provider Network by Program



### Acronyms

- DDSD - Developmental Disabilities Services Division
- DME - Durable Medical Equipment
- IP - Individual Plan
- I/T/U - Indian Health Service/Tribal/ Urban Indian
- LTC - Long-Term Care
- PCMH - Patient Centered Medical Home
- PCP - Primary Care Provider



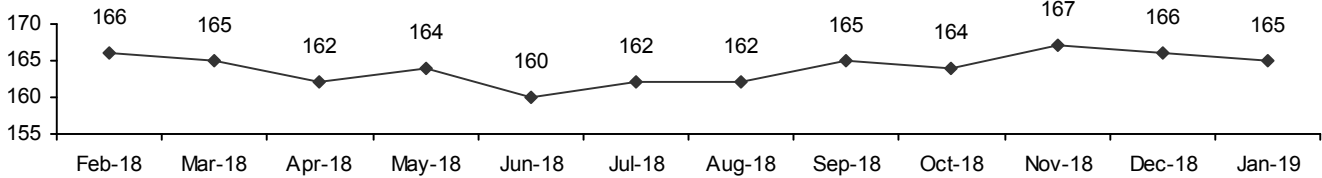
# Provider Fast Facts by County

January 2019

## Garvin County

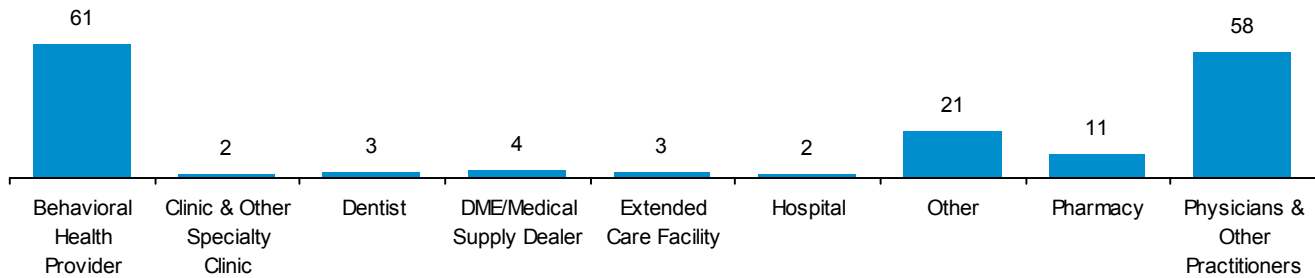
Provider Network is providers who are contracted to provide health care services by locations, programs, types, and specialties. Providers are being counted multiple times if they have multiple locations, programs, types, and/or specialties. The term "contracted" is defined as a provider that was enrolled with Oklahoma SoonerCare within the reporting period, it does not necessarily indicate participation.

**Provider Network Count**



1 Newly Enrolled Provider. The data is based on the new provider IDs added to the system during the reporting month. The effective date of the contract may or may not be in that month.

**Provider Network by Type**

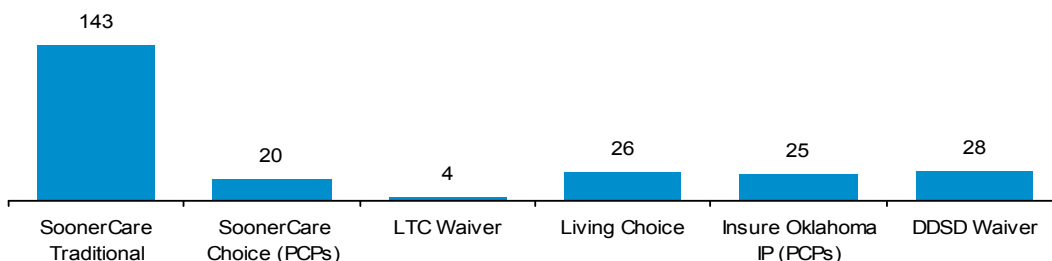


**Primary Care Provider (PCP) Capacities**

SoonerCare Program	Total Capacity	% of Capacity Used
SoonerCare Choice	6,650	25.76%
Insure Oklahoma IP	5,600	0.61%

Total Capacity represents the maximum number of members that PCPs request to have assigned within OHCA's limit. Panels on hold status are excluded from the capacity calculation.

**Provider Network by Program**



**Acronyms**

- DDSD - Developmental Disabilities Services Division
- DME - Durable Medical Equipment
- IP - Individual Plan
- I/T/U - Indian Health Service/Tribal/ Urban Indian
- LTC - Long-Term Care
- PCMH - Patient Centered Medical Home
- PCP - Primary Care Provider

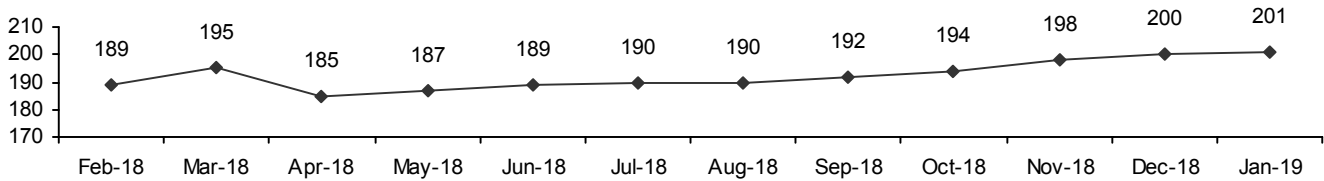
# Provider Fast Facts by County

January 2019

## Grady County

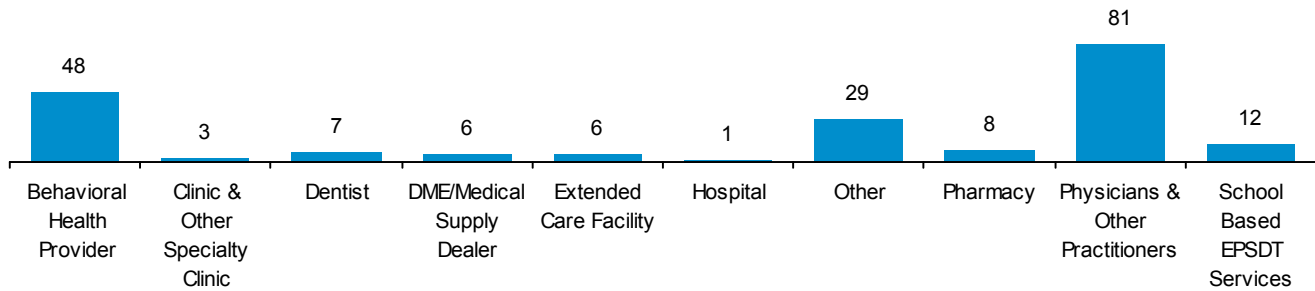
Provider Network is providers who are contracted to provide health care services by locations, programs, types, and specialties. Providers are being counted multiple times if they have multiple locations, programs, types, and/or specialties. The term "contracted" is defined as a provider that was enrolled with Oklahoma SoonerCare within the reporting period, it does not necessarily indicate participation.

### Provider Network Count



1 Newly Enrolled Provider. The data is based on the new provider IDs added to the system during the reporting month. The effective date of the contract may or may not be in that month.

### Provider Network by Type

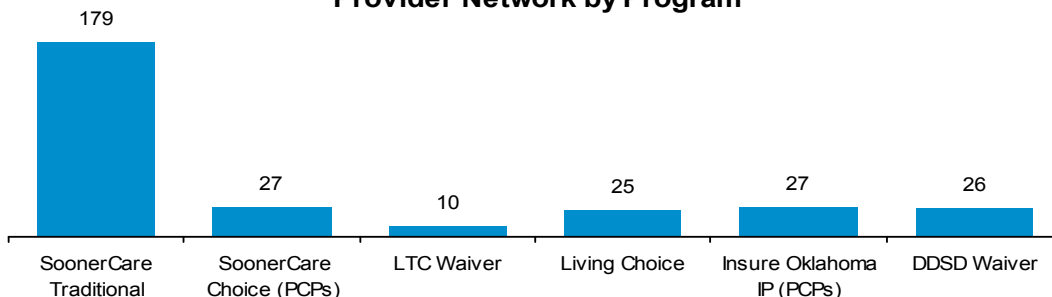


### Primary Care Provider (PCP) Capacities

SoonerCare Program	Total Capacity	% of Capacity Used
SoonerCare Choice	17,851	31.92%
Insure Oklahoma IP	1,892	2.11%

Total Capacity represents the maximum number of members that PCPs request to have assigned within OHCA's limit. Panels on hold status are excluded from the capacity calculation.

### Provider Network by Program



### Acronyms

- DDSD - Developmental Disabilities Services Division
- DME - Durable Medical Equipment
- IP - Individual Plan
- I/T/U - Indian Health Service/Tribal/ Urban Indian
- LTC - Long-Term Care
- PCMH - Patient Centered Medical Home
- PCP - Primary Care Provider

# Provider Fast Facts by County

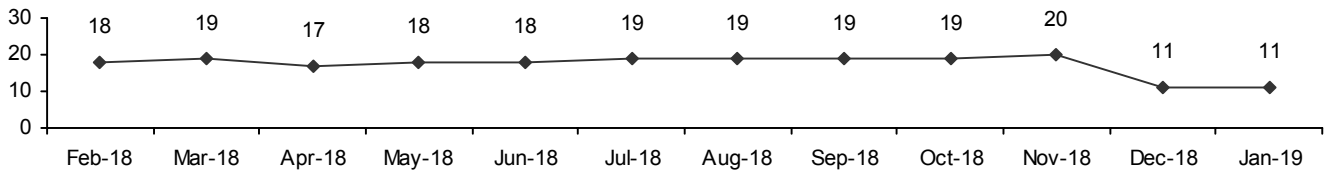
January 2019

## Grant County



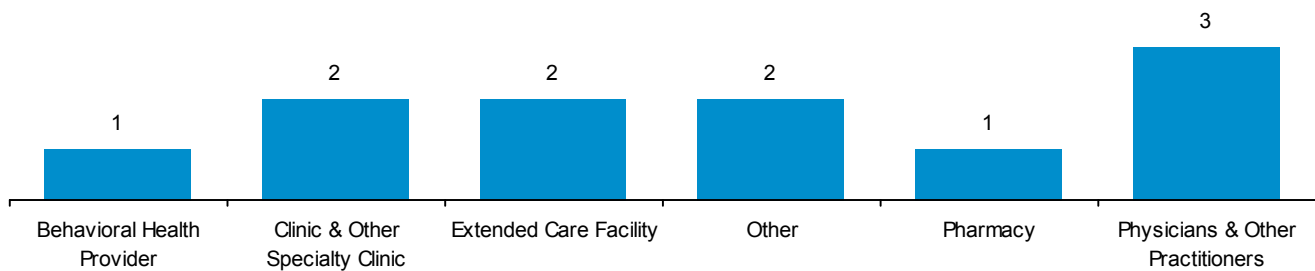
Provider Network is providers who are contracted to provide health care services by locations, programs, types, and specialties. Providers are being counted multiple times if they have multiple locations, programs, types, and/or specialties. The term "contracted" is defined as a provider that was enrolled with Oklahoma SoonerCare within the reporting period, it does not necessarily indicate participation.

**Provider Network Count**



0 Newly Enrolled Provider. The data is based on the new provider IDs added to the system during the reporting month. The effective date of the contract may or may not be in that month.

**Provider Network by Type**

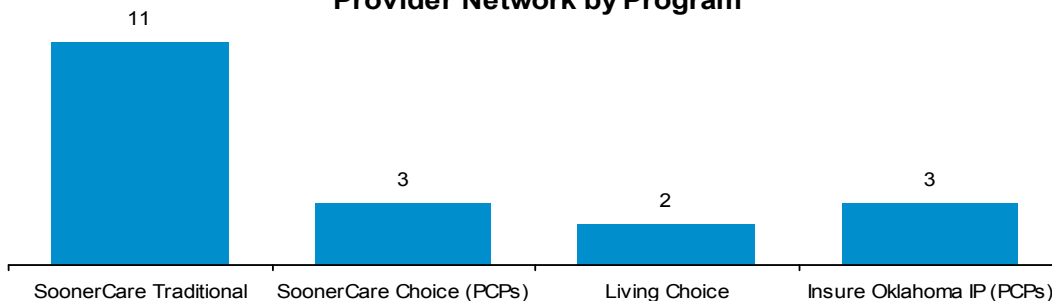


**Primary Care Provider (PCP) Capacities**

SoonerCare Program	Total Capacity	% of Capacity Used
SoonerCare Choice	2,520	11.31%
Insure Oklahoma IP	1,450	0.07%

Total Capacity represents the maximum number of members that PCPs request to have assigned within OHCA's limit. Panels on hold status are excluded from the capacity calculation.

**Provider Network by Program**



**Acronyms**

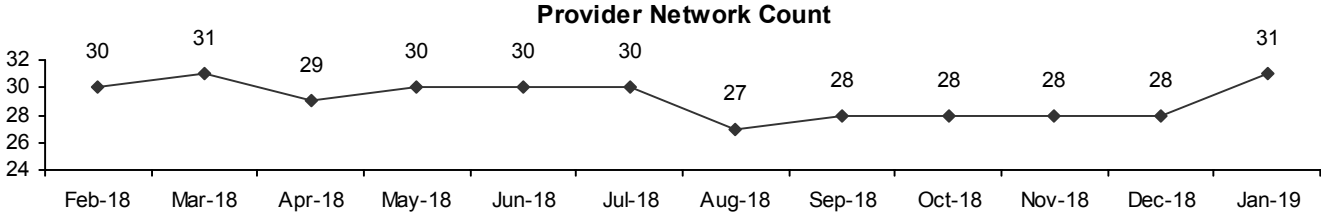
- DDSD - Developmental Disabilities Services Division
- DME - Durable Medical Equipment
- IP - Individual Plan
- I/T/U - Indian Health Service/Tribal/ Urban Indian
- LTC - Long-Term Care
- PCMH - Patient Centered Medical Home
- PCP - Primary Care Provider

# Provider Fast Facts by County

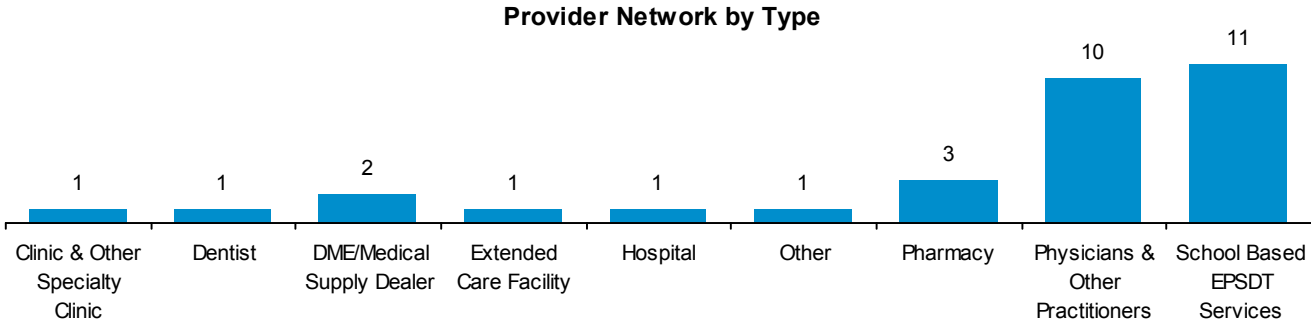
January 2019

## Greer County

Provider Network is providers who are contracted to provide health care services by locations, programs, types, and specialties. Providers are being counted multiple times if they have multiple locations, programs, types, and/or specialties. The term "contracted" is defined as a provider that was enrolled with Oklahoma SoonerCare within the reporting period, it does not necessarily indicate participation.



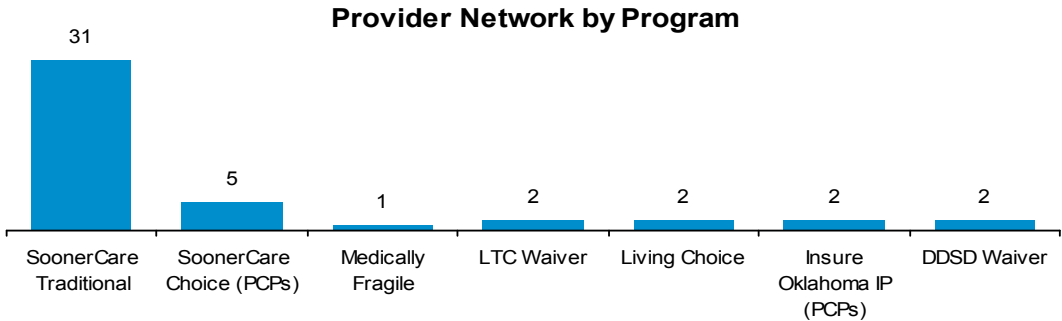
0 Newly Enrolled Provider. The data is based on the new provider IDs added to the system during the reporting month. The effective date of the contract may or may not be in that month.



### Primary Care Provider (PCP) Capacities

SoonerCare Program	Total Capacity	% of Capacity Used
SoonerCare Choice	1,100	49.09%
Insure Oklahoma IP	1,000	1.70%

Total Capacity represents the maximum number of members that PCPs request to have assigned within OHCA's limit. Panels on hold status are excluded from the capacity calculation.



### Acronyms

- DDSD - Developmental Disabilities Services Division
- DME - Durable Medical Equipment
- IP - Individual Plan
- I/T/U - Indian Health Service/Tribal/ Urban Indian
- LTC - Long-Term Care
- PCMH - Patient Centered Medical Home
- PCP - Primary Care Provider

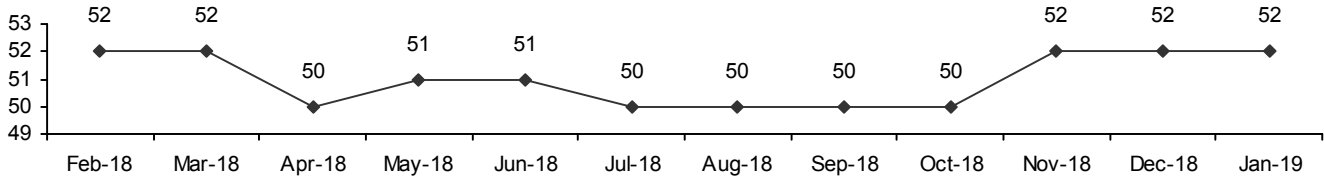
# Provider Fast Facts by County

January 2019

## Harmon County

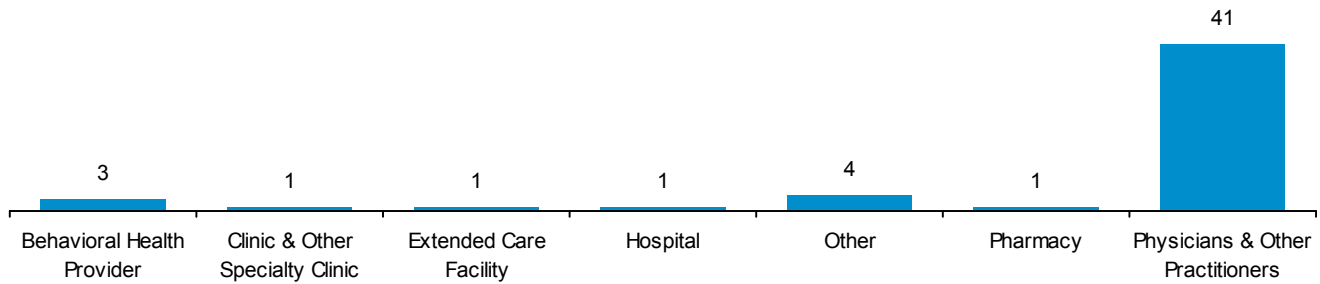
Provider Network is providers who are contracted to provide health care services by locations, programs, types, and specialties. Providers are being counted multiple times if they have multiple locations, programs, types, and/or specialties. The term "contracted" is defined as a provider that was enrolled with Oklahoma SoonerCare within the reporting period, it does not necessarily indicate participation.

**Provider Network Count**



0 Newly Enrolled Provider. The data is based on the new provider IDs added to the system during the reporting month. The effective date of the contract may or may not be in that month.

**Provider Network by Type**

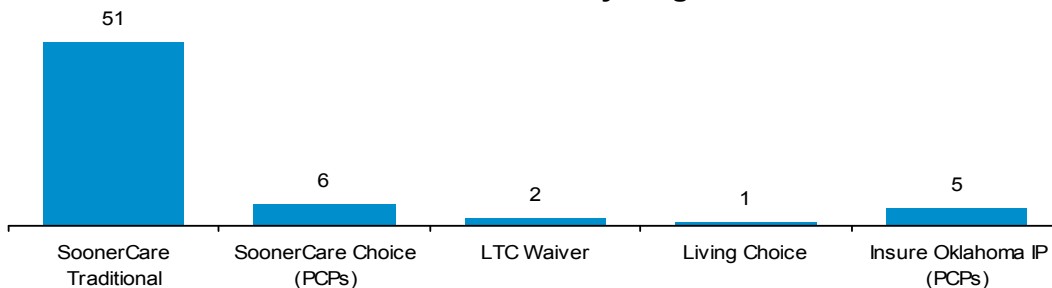


**Primary Care Provider (PCP) Capacities**

SoonerCare Program	Total Capacity	% of Capacity Used
SoonerCare Choice	4,950	11.43%
Insure Oklahoma IP	1,550	0.39%

Total Capacity represents the maximum number of members that PCPs request to have assigned within OHCA's limit. Panels on hold status are excluded from the capacity calculation.

**Provider Network by Program**



**Acronyms**

- DDSD - Developmental Disabilities Services Division
- DME - Durable Medical Equipment
- IP - Individual Plan
- I/T/U - Indian Health Service/Tribal/ Urban Indian
- LTC - Long-Term Care
- PCMH - Patient Centered Medical Home
- PCP - Primary Care Provider

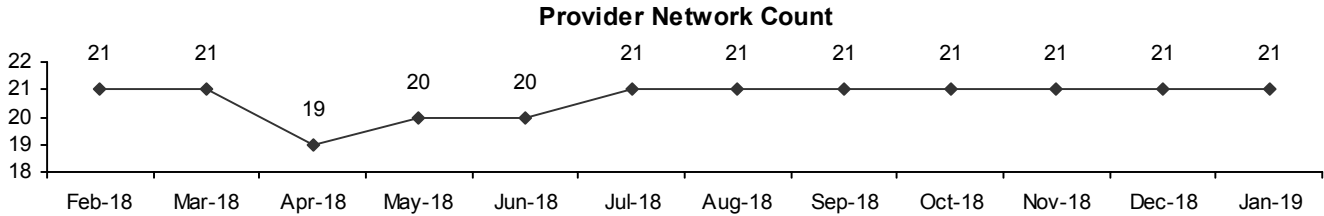
# Provider Fast Facts by County

January 2019

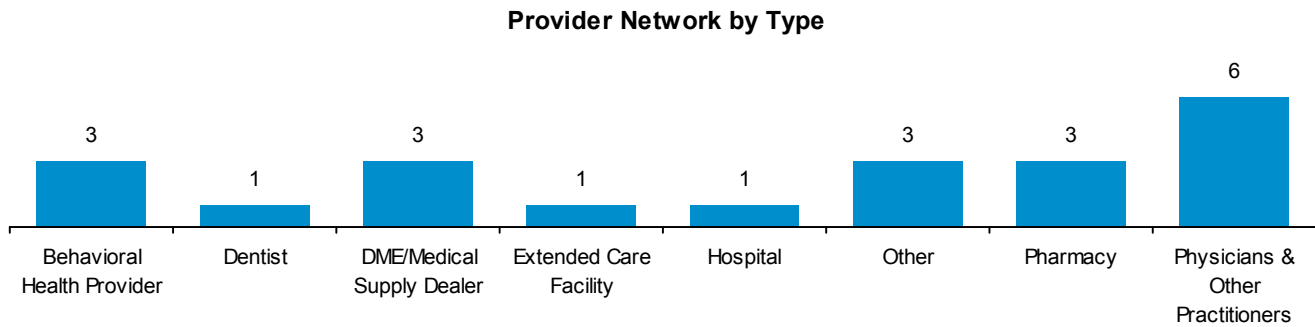
## Harper County



Provider Network is providers who are contracted to provide health care services by locations, programs, types, and specialties. Providers are being counted multiple times if they have multiple locations, programs, types, and/or specialties. The term "contracted" is defined as a provider that was enrolled with Oklahoma SoonerCare within the reporting period, it does not necessarily indicate participation.



0 Newly Enrolled Provider. The data is based on the new provider IDs added to the system during the reporting month. The effective date of the contract may or may not be in that month.

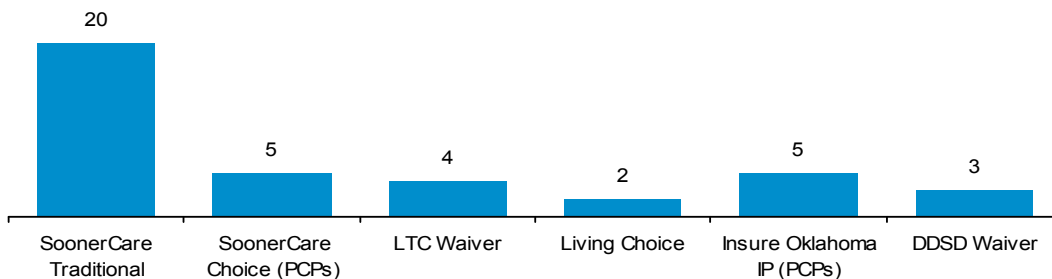


### Primary Care Provider (PCP) Capacities

SoonerCare Program	Total Capacity	% of Capacity Used
SoonerCare Choice	1,400	28.21%
Insure Oklahoma IP	1,600	0.38%

Total Capacity represents the maximum number of members that PCPs request to have assigned within OHCA's limit. Panels on hold status are excluded from the capacity calculation.

### Provider Network by Program



### Acronyms

- DDSD - Developmental Disabilities Services Division
- DME - Durable Medical Equipment
- IP - Individual Plan
- I/T/U - Indian Health Service/Tribal/ Urban Indian
- LTC - Long-Term Care
- PCMH - Patient Centered Medical Home
- PCP - Primary Care Provider

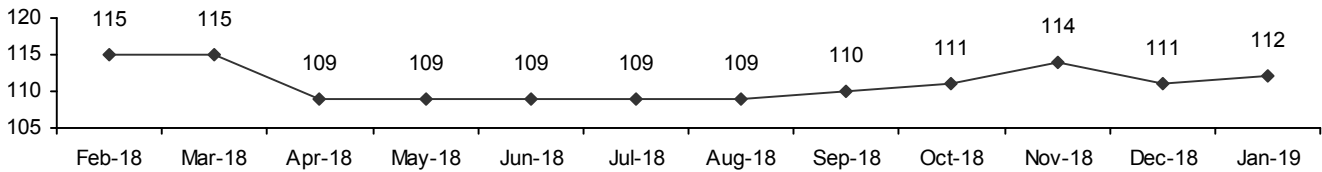
# Provider Fast Facts by County

January 2019

## Haskell County

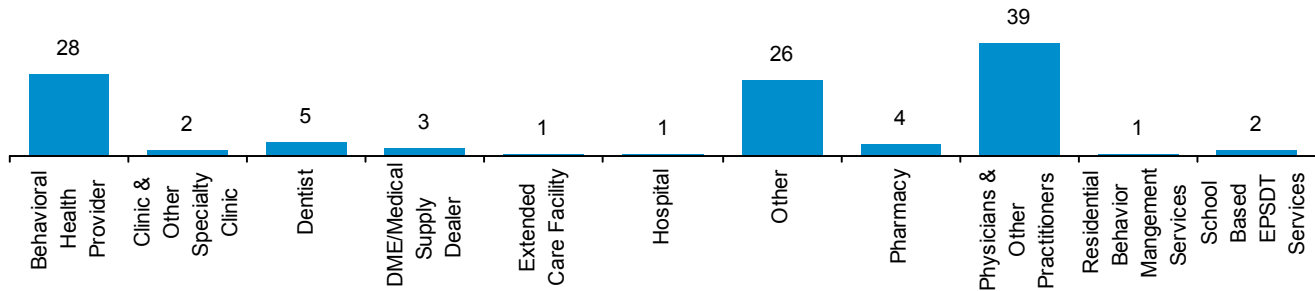
Provider Network is providers who are contracted to provide health care services by locations, programs, types, and specialties. Providers are being counted multiple times if they have multiple locations, programs, types, and/or specialties. The term "contracted" is defined as a provider that was enrolled with Oklahoma SoonerCare within the reporting period, it does not necessarily indicate participation.

**Provider Network Count**



0 Newly Enrolled Provider. The data is based on the new provider IDs added to the system during the reporting month. The effective date of the contract may or may not be in that month.

**Provider Network by Type**

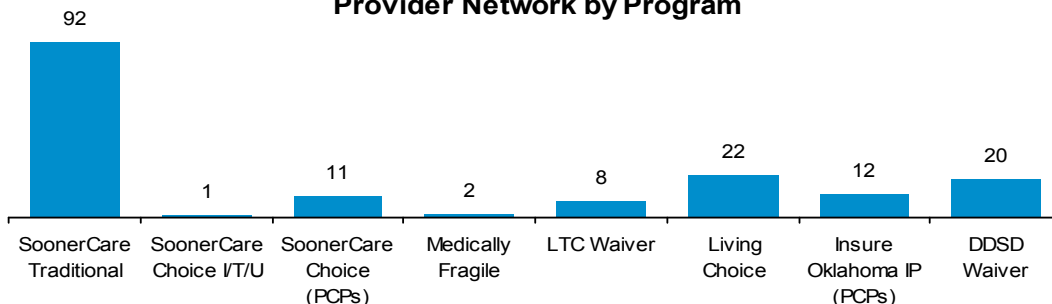


**Primary Care Provider (PCP) Capacities**

SoonerCare Program	Total Capacity	% of Capacity Used
SoonerCare Choice	5,275	44.06%
SoonerCare Choice I/T/U	2,500	6.60%
Insure Oklahoma IP	2,525	0.91%

Total Capacity represents the maximum number of members that PCPs request to have assigned within OHCA's limit. Panels on hold status are excluded from the capacity calculation.

**Provider Network by Program**



**Acronyms**

- DDSD - Developmental Disabilities Services Division
- DME - Durable Medical Equipment
- IP - Individual Plan
- I/T/U - Indian Health Service/Tribal/ Urban Indian
- LTC - Long-Term Care
- PCMH - Patient Centered Medical Home
- PCP - Primary Care Provider

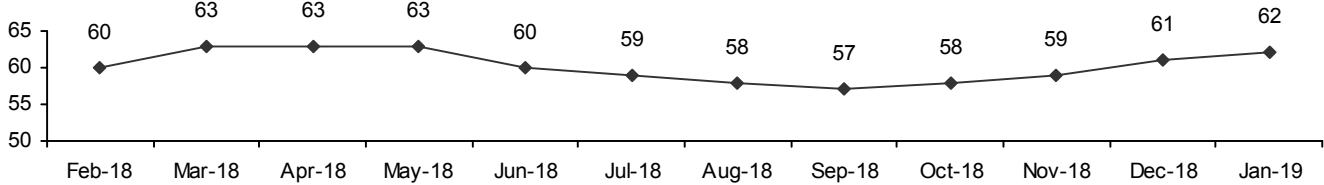
# Provider Fast Facts by County

January 2019

## Hughes County

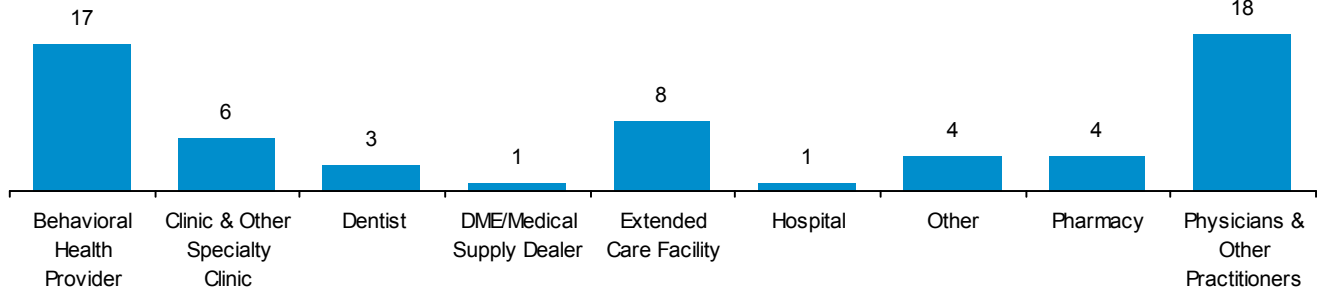
Provider Network is providers who are contracted to provide health care services by locations, programs, types, and specialties. Providers are being counted multiple times if they have multiple locations, programs, types, and/or specialties. The term "contracted" is defined as a provider that was enrolled with Oklahoma SoonerCare within the reporting period, it does not necessarily indicate participation.

**Provider Network Count**



1 Newly Enrolled Provider. The data is based on the new provider IDs added to the system during the reporting month. The effective date of the contract may or may not be in that month.

**Provider Network by Type**

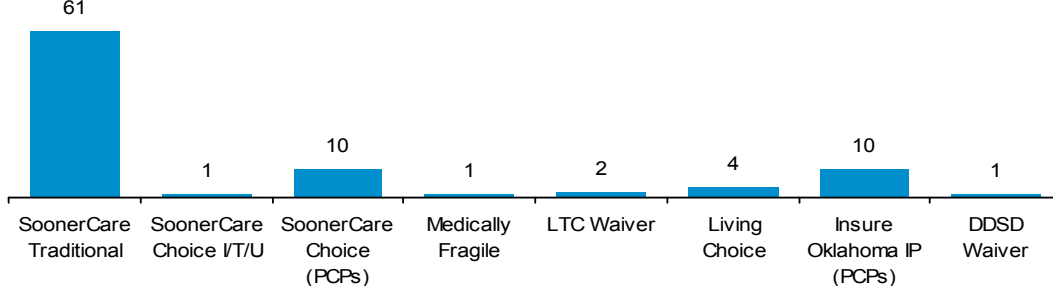


**Primary Care Provider (PCP) Capacities**

SoonerCare Program	Total Capacity	% of Capacity Used
SoonerCare Choice	6,450	20.48%
SoonerCare Choice I/T/U	2,500	0.88%
Insure Oklahoma IP	4,100	0.20%

Total Capacity represents the maximum number of members that PCPs request to have assigned within OHCA's limit. Panels on hold status are excluded from the capacity calculation.

**Provider Network by Program**



**Acronyms**

- DDSD - Developmental Disabilities Services Division
- DME - Durable Medical Equipment
- IP - Individual Plan
- I/T/U - Indian Health Service/Tribal/ Urban Indian
- LTC - Long-Term Care
- PCMH - Patient Centered Medical Home
- PCP - Primary Care Provider



# Provider Fast Facts by County

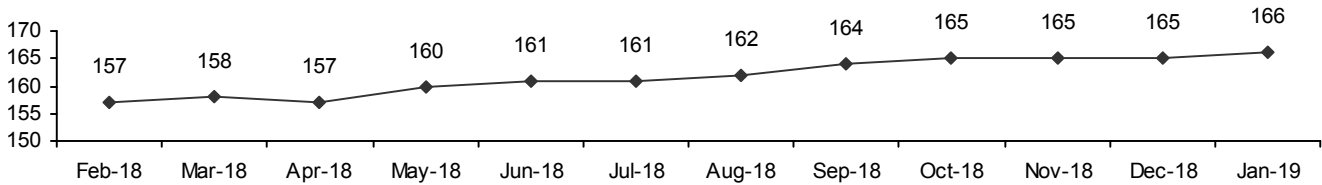
January 2019

## Jackson County



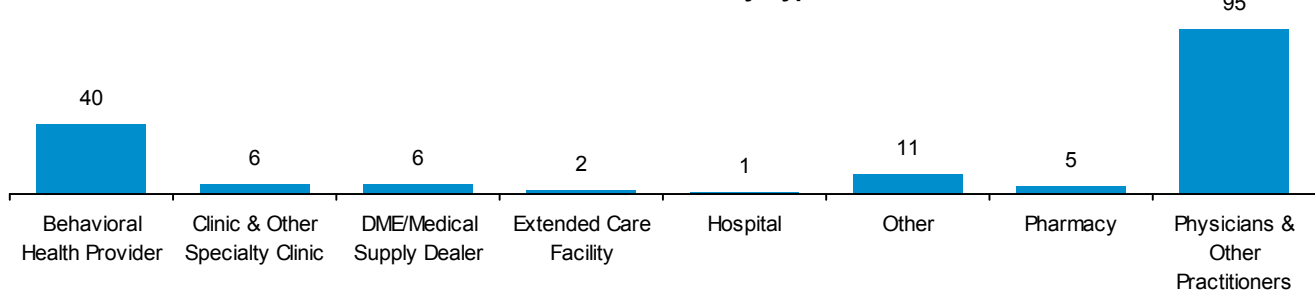
Provider Network is providers who are contracted to provide health care services by locations, programs, types, and specialties. Providers are being counted multiple times if they have multiple locations, programs, types, and/or specialties. The term "contracted" is defined as a provider that was enrolled with Oklahoma SoonerCare within the reporting period, it does not necessarily indicate participation.

**Provider Network Count**



1 Newly Enrolled Provider. The data is based on the new provider IDs added to the system during the reporting month. The effective date of the contract may or may not be in that month.

**Provider Network by Type**

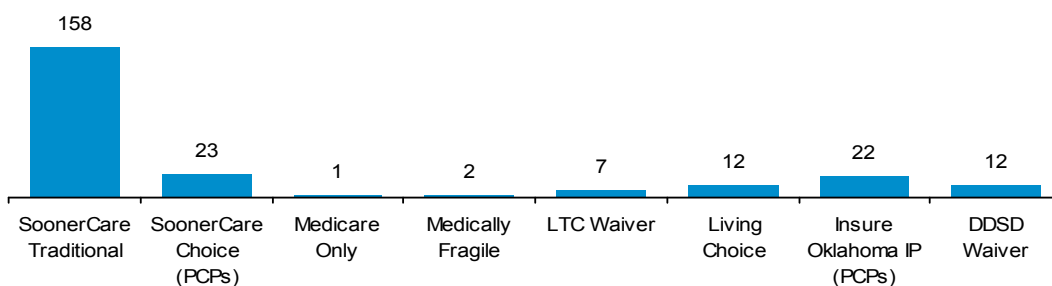


**Primary Care Provider (PCP) Capacities**

SoonerCare Program	Total Capacity	% of Capacity Used
SoonerCare Choice	4,680	78.48%
Insure Oklahoma IP	1,450	2.48%

Total Capacity represents the maximum number of members that PCPs request to have assigned within OHCA's limit. Panels on hold status are excluded from the capacity calculation.

**Provider Network by Program**



**Acronyms**

- DDSD - Developmental Disabilities Services Division
- DME - Durable Medical Equipment
- IP - Individual Plan
- I/T/U - Indian Health Service/Tribal/ Urban Indian
- LTC - Long-Term Care
- PCMH - Patient Centered Medical Home
- PCP - Primary Care Provider

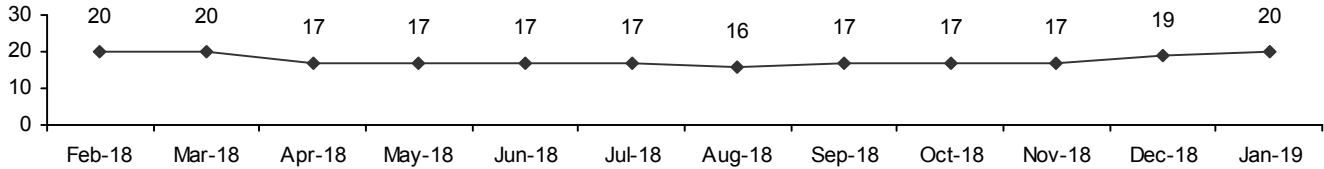
# Provider Fast Facts by County

January 2019

## Jefferson County

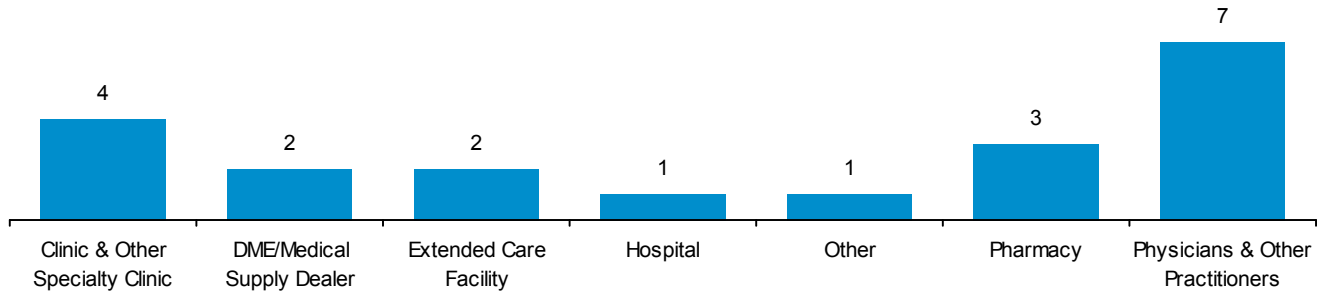
Provider Network is providers who are contracted to provide health care services by locations, programs, types, and specialties. Providers are being counted multiple times if they have multiple locations, programs, types, and/or specialties. The term "contracted" is defined as a provider that was enrolled with Oklahoma SoonerCare within the reporting period, it does not necessarily indicate participation.

**Provider Network Count**



0 Newly Enrolled Provider. The data is based on the new provider IDs added to the system during the reporting month. The effective date of the contract may or may not be in that month.

**Provider Network by Type**

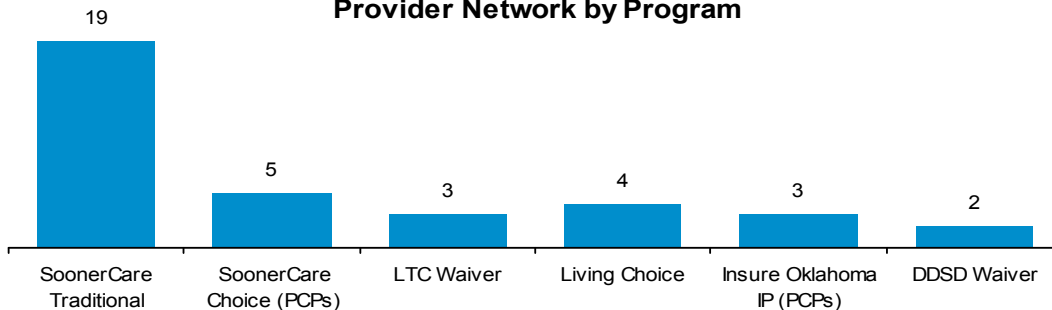


**Primary Care Provider (PCP) Capacities**

SoonerCare Program	Total Capacity	% of Capacity Used
SoonerCare Choice	1,100	39.27%
Insure Oklahoma IP	200	2.50%

Total Capacity represents the maximum number of members that PCPs request to have assigned within OHCA's limit. Panels on hold status are excluded from the capacity calculation.

**Provider Network by Program**



**Acronyms**

- DDSD - Developmental Disabilities Services Division
- DME - Durable Medical Equipment
- IP - Individual Plan
- I/T/U - Indian Health Service/Tribal/ Urban Indian
- LTC - Long-Term Care
- PCMH - Patient Centered Medical Home
- PCP - Primary Care Provider

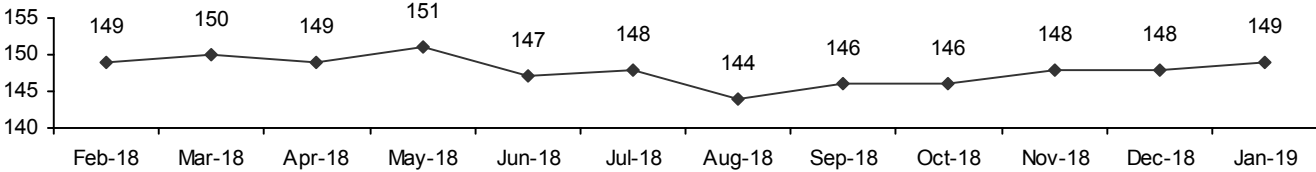
# Provider Fast Facts by County

January 2019

## Johnston County

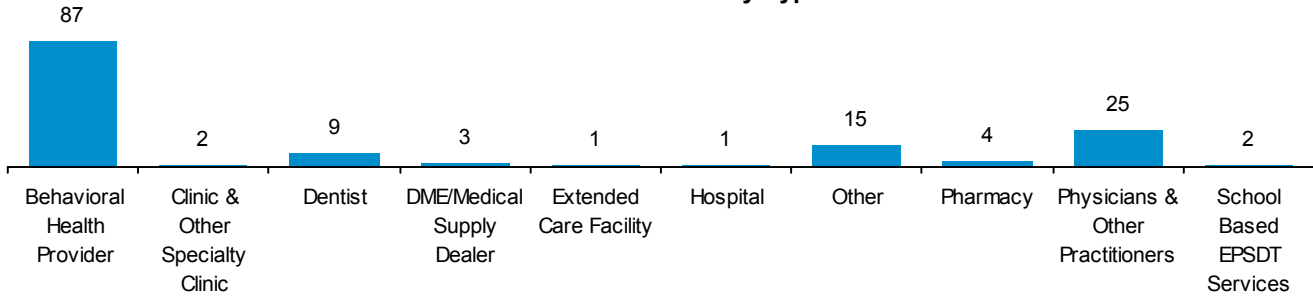
Provider Network is providers who are contracted to provide health care services by locations, programs, types, and specialties. Providers are being counted multiple times if they have multiple locations, programs, types, and/or specialties. The term "contracted" is defined as a provider that was enrolled with Oklahoma SoonerCare within the reporting period, it does not necessarily indicate participation.

**Provider Network Count**



0 Newly Enrolled Provider. The data is based on the new provider IDs added to the system during the reporting month. The effective date of the contract may or may not be in that month.

**Provider Network by Type**

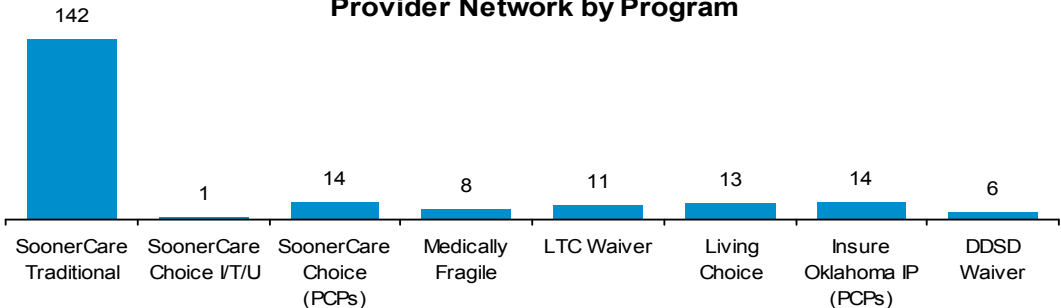


**Primary Care Provider (PCP) Capacities**

SoonerCare Program	Total Capacity	% of Capacity Used
SoonerCare Choice	5,925	24.54%
SoonerCare Choice I/T/U	500	50.00%
Insure Oklahoma IP	2,825	3.36%

Total Capacity represents the maximum number of members that PCPs request to have assigned within OHCA's limit. Panels on hold status are excluded from the capacity calculation.

**Provider Network by Program**



**Acronyms**

- DDSD - Developmental Disabilities Services Division
- DME - Durable Medical Equipment
- IP - Individual Plan
- I/T/U - Indian Health Service/Tribal/ Urban Indian
- LTC - Long-Term Care
- PCMH - Patient Centered Medical Home
- PCP - Primary Care Provider

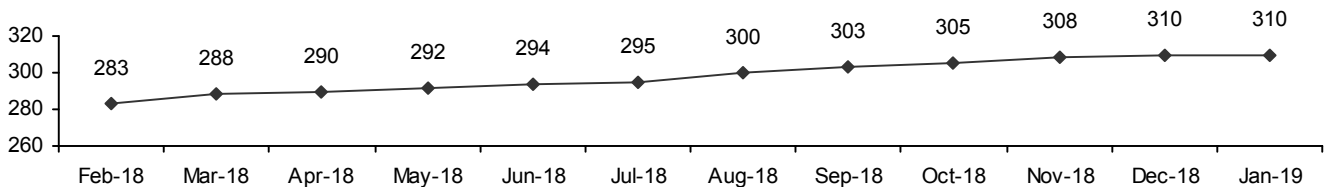
# Provider Fast Facts by County

January 2019

## Kay County

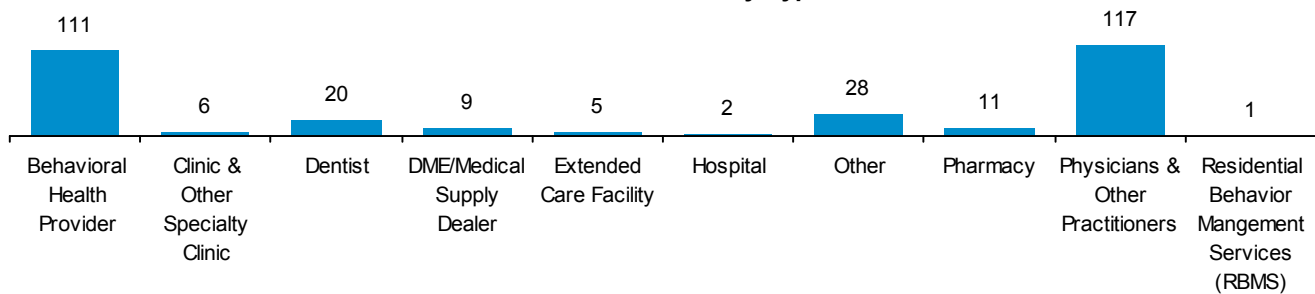
Provider Network is providers who are contracted to provide health care services by locations, programs, types, and specialties. Providers are being counted multiple times if they have multiple locations, programs, types, and/or specialties. The term "contracted" is defined as a provider that was enrolled with Oklahoma SoonerCare within the reporting period, it does not necessarily indicate participation.

**Provider Network Count**



1 Newly Enrolled Provider. The data is based on the new provider IDs added to the system during the reporting month. The effective date of the contract may or may not be in that month.

**Provider Network by Type**

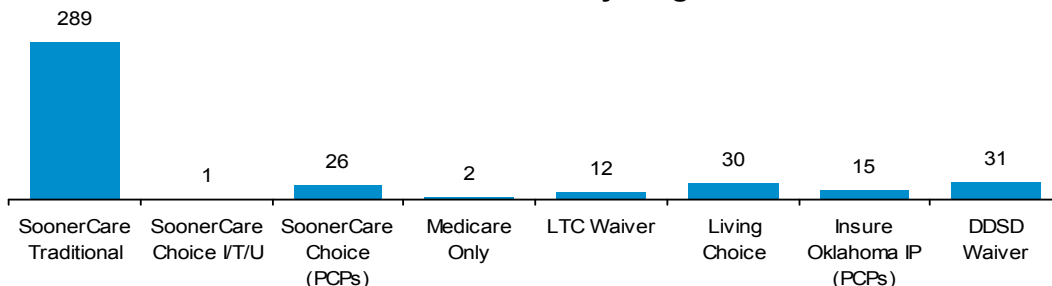


**Primary Care Provider (PCP) Capacities**

SoonerCare Program	Total Capacity	% of Capacity Used
SoonerCare Choice	16,000	47.53%
SoonerCare Choice I/T/U	100	81.00%
Insure Oklahoma IP	3,700	1.32%

Total Capacity represents the maximum number of members that PCPs request to have assigned within OHCA's limit. Panels on hold status are excluded from the capacity calculation.

**Provider Network by Program**



**Acronyms**

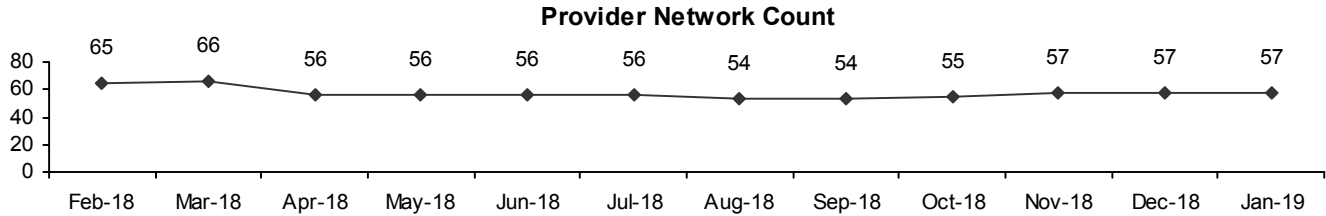
- DDSD - Developmental Disabilities Services Division
- DME - Durable Medical Equipment
- IP - Individual Plan
- I/T/U - Indian Health Service/Tribal/ Urban Indian
- LTC - Long-Term Care
- PCMH - Patient Centered Medical Home
- PCP - Primary Care Provider

# Provider Fast Facts by County

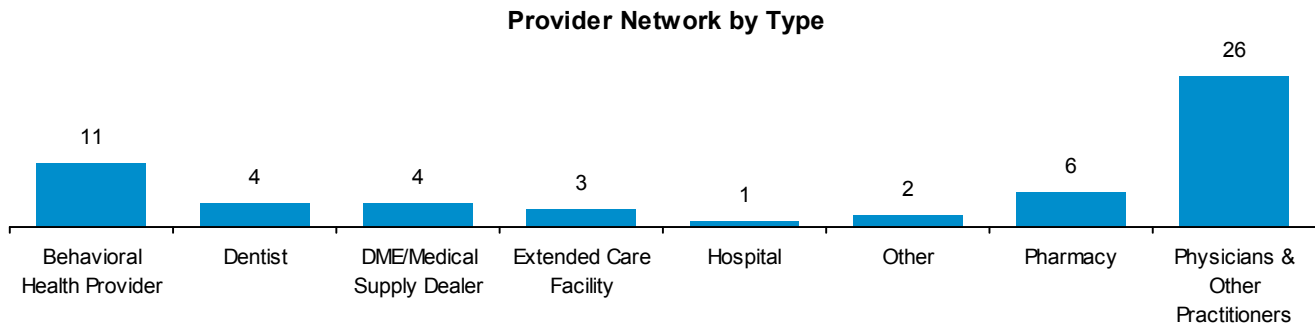
January 2019

## Kingfisher County

Provider Network is providers who are contracted to provide health care services by locations, programs, types, and specialties. Providers are being counted multiple times if they have multiple locations, programs, types, and/or specialties. The term "contracted" is defined as a provider that was enrolled with Oklahoma SoonerCare within the reporting period, it does not necessarily indicate participation.



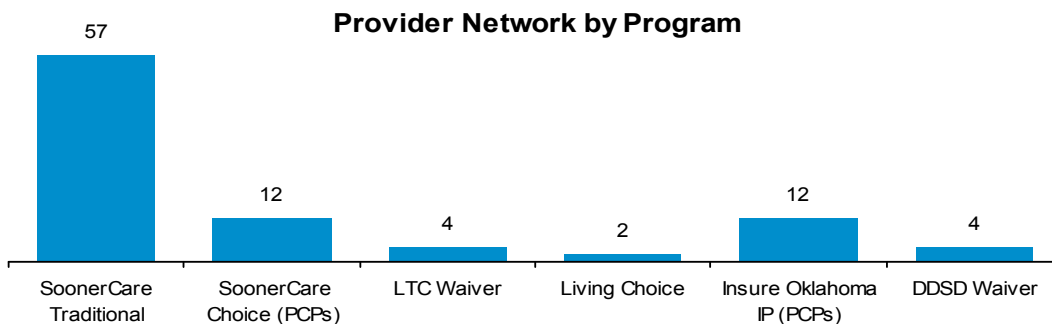
0 Newly Enrolled Provider. The data is based on the new provider IDs added to the system during the reporting month. The effective date of the contract may or may not be in that month.



### Primary Care Provider (PCP) Capacities

SoonerCare Program	Total Capacity	% of Capacity Used
SoonerCare Choice	10,550	17.91%
Insure Oklahoma IP	3,100	0.65%

Total Capacity represents the maximum number of members that PCPs request to have assigned within OHCA's limit. Panels on hold status are excluded from the capacity calculation.



### Acronyms

- DDSD - Developmental Disabilities Services Division
- DME - Durable Medical Equipment
- IP - Individual Plan
- I/T/U - Indian Health Service/Tribal/ Urban Indian
- LTC - Long-Term Care
- PCMH - Patient Centered Medical Home
- PCP - Primary Care Provider

# Provider Fast Facts by County

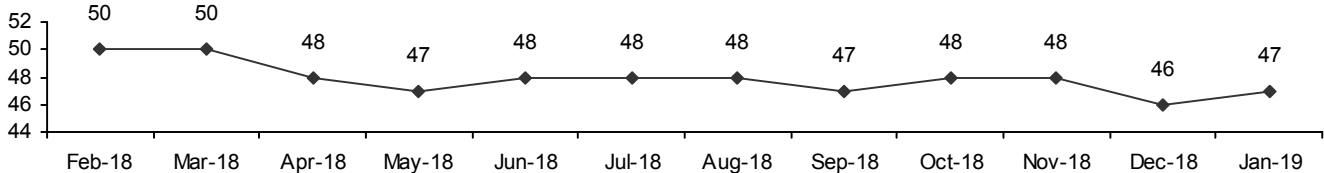
January 2019

## Kiowa County



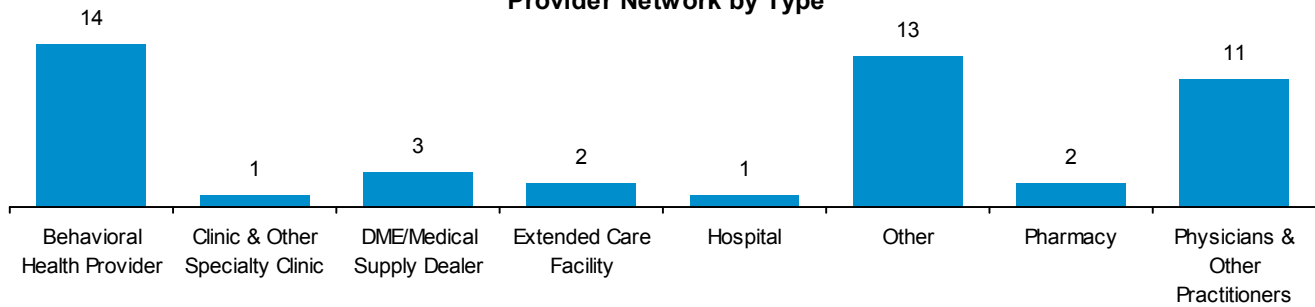
Provider Network is providers who are contracted to provide health care services by locations, programs, types, and specialties. Providers are being counted multiple times if they have multiple locations, programs, types, and/or specialties. The term "contracted" is defined as a provider that was enrolled with Oklahoma SoonerCare within the reporting period, it does not necessarily indicate participation.

**Provider Network Count**



1 Newly Enrolled Provider. The data is based on the new provider IDs added to the system during the reporting month. The effective date of the contract may or may not be in that month.

**Provider Network by Type**

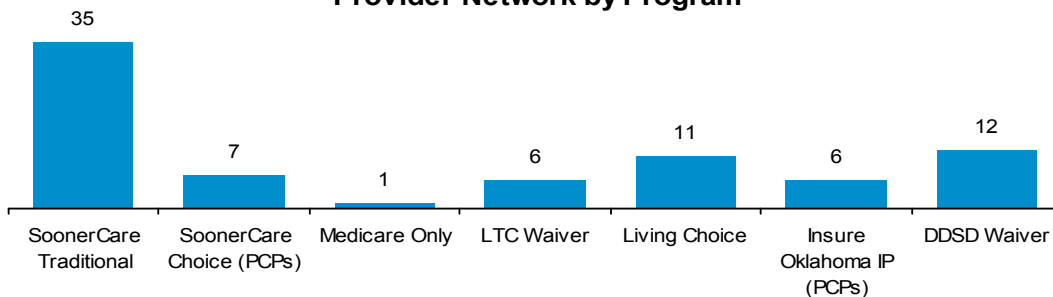


**Primary Care Provider (PCP) Capacities**

SoonerCare Program	Total Capacity	% of Capacity Used
SoonerCare Choice	2,150	53.26%
Insure Oklahoma IP	1,250	1.60%

Total Capacity represents the maximum number of members that PCPs request to have assigned within OHCA's limit. Panels on hold status are excluded from the capacity calculation.

**Provider Network by Program**



**Acronyms**

- DDSD - Developmental Disabilities Services Division
- DME - Durable Medical Equipment
- IP - Individual Plan
- I/T/U - Indian Health Service/Tribal/ Urban Indian
- LTC - Long-Term Care
- PCMH - Patient Centered Medical Home
- PCP - Primary Care Provider

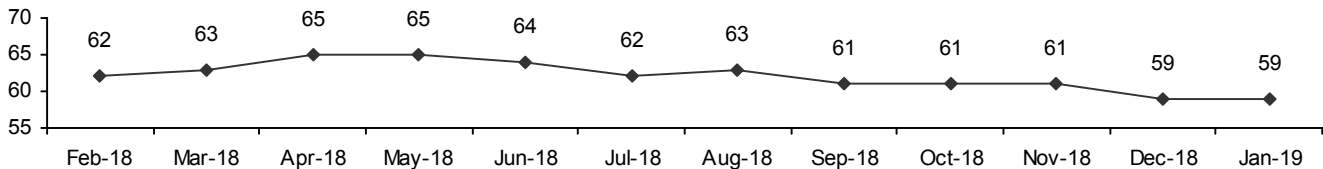
# Provider Fast Facts by County

January 2019

## Latimer County

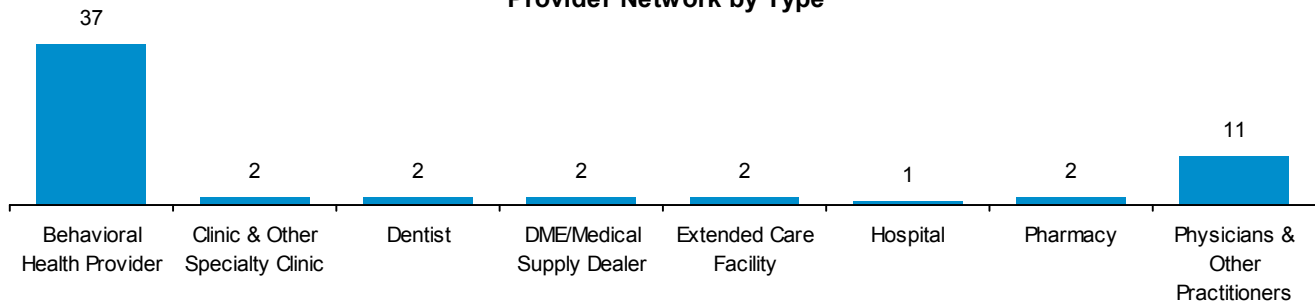
Provider Network is providers who are contracted to provide health care services by locations, programs, types, and specialties. Providers are being counted multiple times if they have multiple locations, programs, types, and/or specialties. The term "contracted" is defined as a provider that was enrolled with Oklahoma SoonerCare within the reporting period, it does not necessarily indicate participation.

**Provider Network Count**



0 Newly Enrolled Provider. The data is based on the new provider IDs added to the system during the reporting month. The effective date of the contract may or may not be in that month.

**Provider Network by Type**

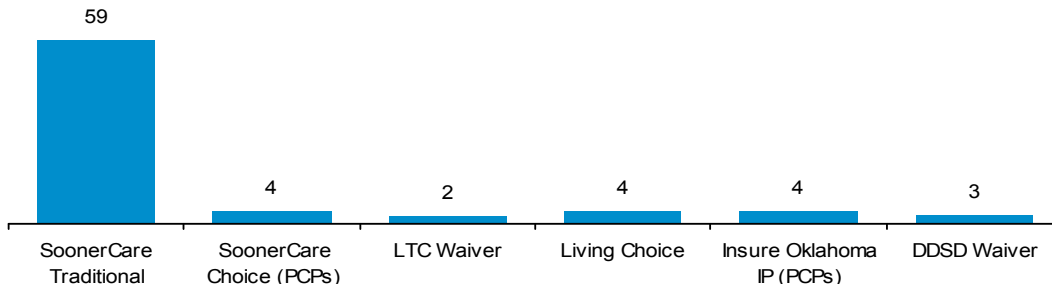


**Primary Care Provider (PCP) Capacities**

SoonerCare Program	Total Capacity	% of Capacity Used
SoonerCare Choice	6,950	13.86%
Insure Oklahoma IP	1,900	0.74%

Total Capacity represents the maximum number of members that PCPs request to have assigned within OHCA's limit. Panels on hold status are excluded from the capacity calculation.

**Provider Network by Program**



**Acronyms**

- DDSD - Developmental Disabilities Services Division
- DME - Durable Medical Equipment
- IP - Individual Plan
- I/T/U - Indian Health Service/Tribal/ Urban Indian
- LTC - Long-Term Care
- PCMH - Patient Centered Medical Home
- PCP - Primary Care Provider

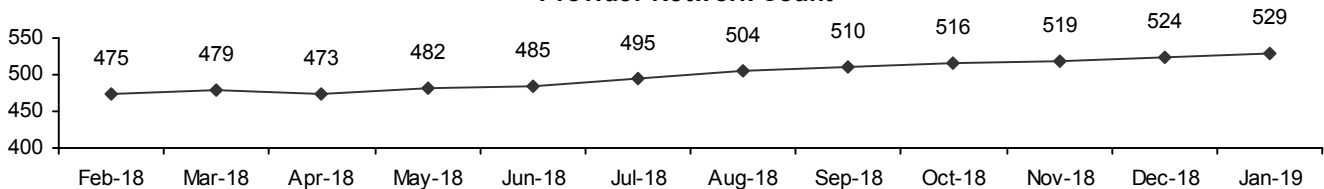
# Provider Fast Facts by County

January 2019

## LeFlore County

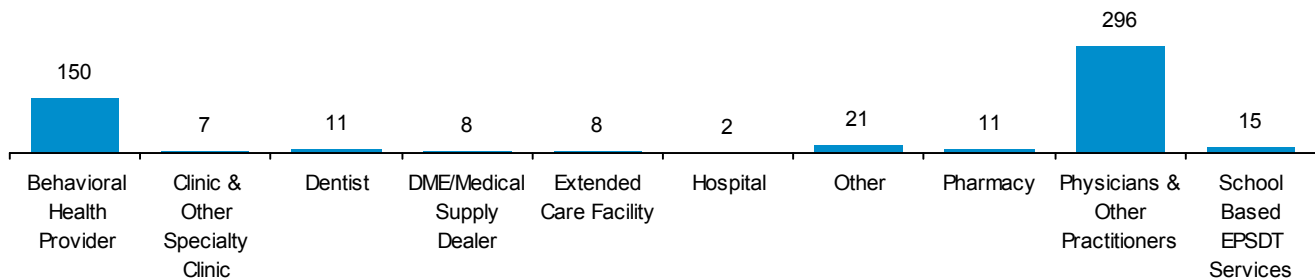
Provider Network is providers who are contracted to provide health care services by locations, programs, types, and specialties. Providers are being counted multiple times if they have multiple locations, programs, types, and/or specialties. The term "contracted" is defined as a provider that was enrolled with Oklahoma SoonerCare within the reporting period, it does not necessarily indicate participation.

**Provider Network Count**



8 Newly Enrolled Provider. The data is based on the new provider IDs added to the system during the reporting month. The effective date of the contract may or may not be in that month.

**Provider Network by Type**

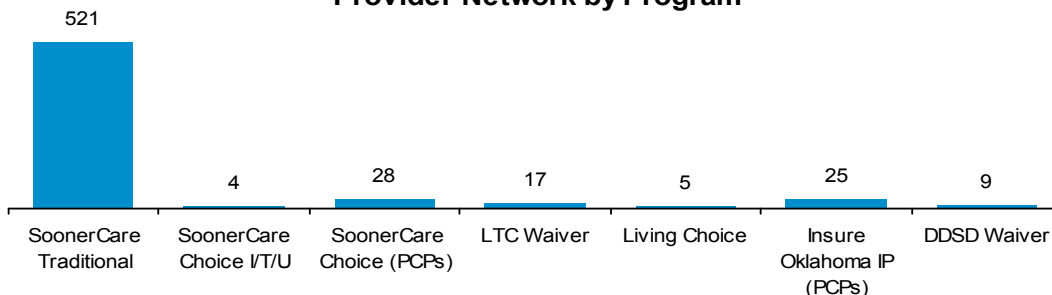


**Primary Care Provider (PCP) Capacities**

SoonerCare Program	Total Capacity	% of Capacity Used
SoonerCare Choice	20,730	33.09%
SoonerCare Choice I/T/U	8,000	29.26%
Insure Oklahoma IP	5,370	1.04%

Total Capacity represents the maximum number of members that PCPs request to have assigned within OHCA's limit. Panels on hold status are excluded from the capacity calculation.

**Provider Network by Program**



**Acronyms**

- DDSD - Developmental Disabilities Services Division
- DME - Durable Medical Equipment
- IP - Individual Plan
- I/T/U - Indian Health Service/Tribal/ Urban Indian
- LTC - Long-Term Care
- PCMH - Patient Centered Medical Home
- PCP - Primary Care Provider

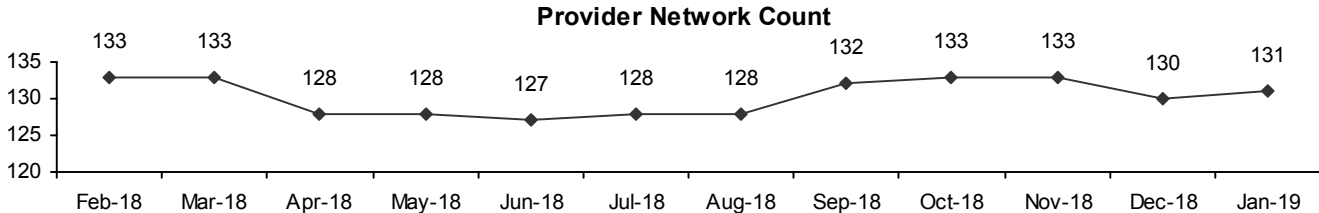


# Provider Fast Facts by County

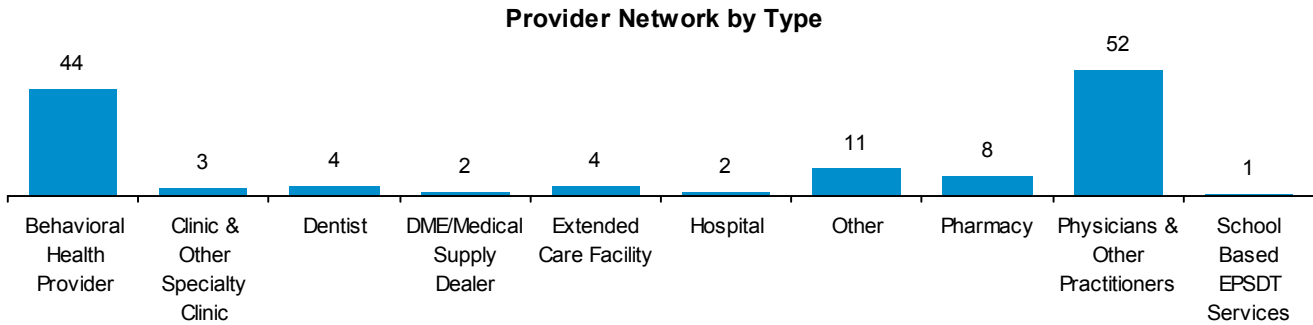
January 2019

## Lincoln County

Provider Network is providers who are contracted to provide health care services by locations, programs, types, and specialties. Providers are being counted multiple times if they have multiple locations, programs, types, and/or specialties. The term "contracted" is defined as a provider that was enrolled with Oklahoma SoonerCare within the reporting period, it does not necessarily indicate participation.



0 Newly Enrolled Provider. The data is based on the new provider IDs added to the system during the reporting month. The effective date of the contract may or may not be in that month.

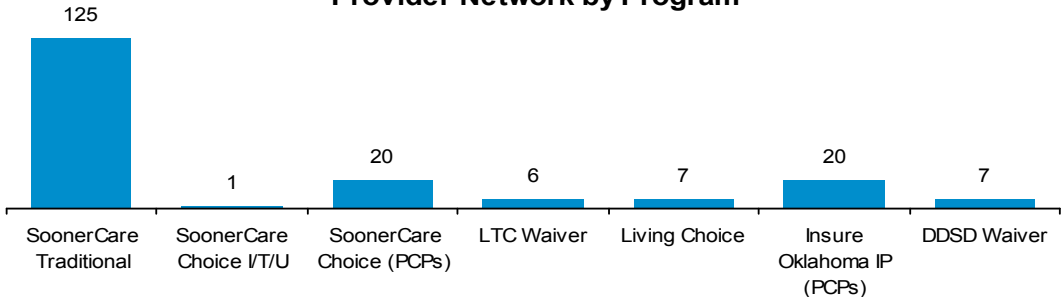


### Primary Care Provider (PCP) Capacities

SoonerCare Program	Total Capacity	% of Capacity Used
SoonerCare Choice	12,500	19.02%
SoonerCare Choice I/T/U	99	35.35%
Insure Oklahoma IP	2,400	1.46%

Total Capacity represents the maximum number of members that PCPs request to have assigned within OHCA's limit. Panels on hold status are excluded from the capacity calculation.

### Provider Network by Program



### Acronyms

- DDSD - Developmental Disabilities Services Division
- DME - Durable Medical Equipment
- IP - Individual Plan
- I/T/U - Indian Health Service/Tribal/ Urban Indian
- LTC - Long-Term Care
- PCMH - Patient Centered Medical Home
- PCP - Primary Care Provider

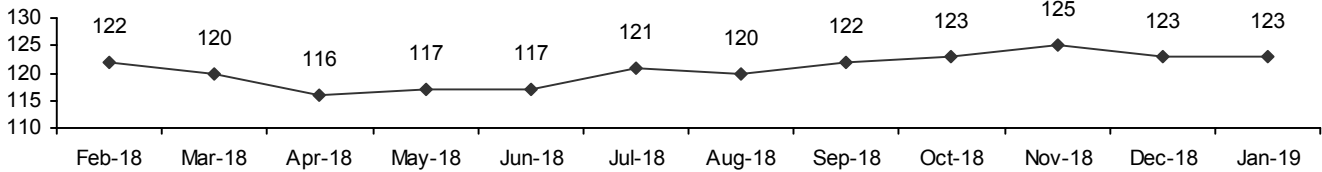
# Provider Fast Facts by County

January 2019

## Logan County

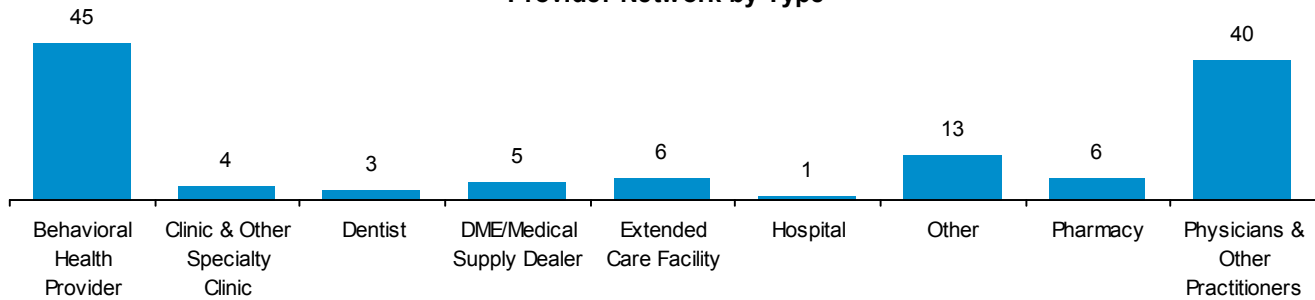
Provider Network is providers who are contracted to provide health care services by locations, programs, types, and specialties. Providers are being counted multiple times if they have multiple locations, programs, types, and/or specialties. The term "contracted" is defined as a provider that was enrolled with Oklahoma SoonerCare within the reporting period, it does not necessarily indicate participation.

**Provider Network Count**



0 Newly Enrolled Provider. The data is based on the new provider IDs added to the system during the reporting month. The effective date of the contract may or may not be in that month.

**Provider Network by Type**

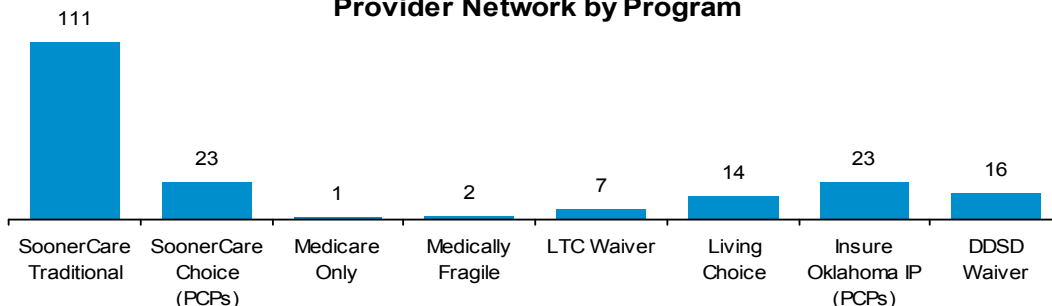


**Primary Care Provider (PCP) Capacities**

SoonerCare Program	Total Capacity	% of Capacity Used
SoonerCare Choice	9,850	29.77%
Insure Oklahoma IP	3,200	0.75%

Total Capacity represents the maximum number of members that PCPs request to have assigned within OHCA's limit. Panels on hold status are excluded from the capacity calculation.

**Provider Network by Program**



**Acronyms**

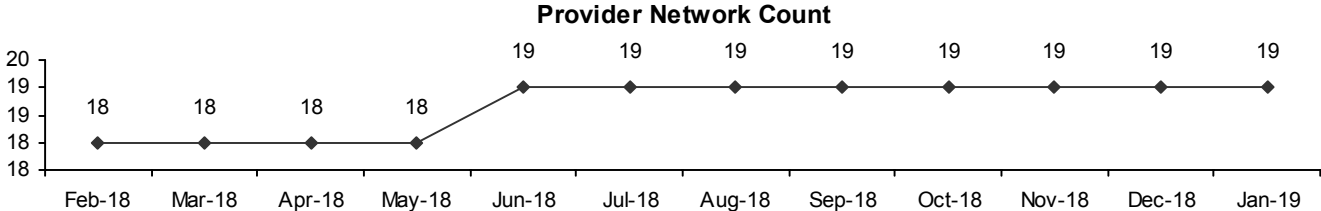
- DDSD - Developmental Disabilities Services Division
- DME - Durable Medical Equipment
- IP - Individual Plan
- I/T/U - Indian Health Service/Tribal/ Urban Indian
- LTC - Long-Term Care
- PCMH - Patient Centered Medical Home
- PCP - Primary Care Provider

# Provider Fast Facts by County

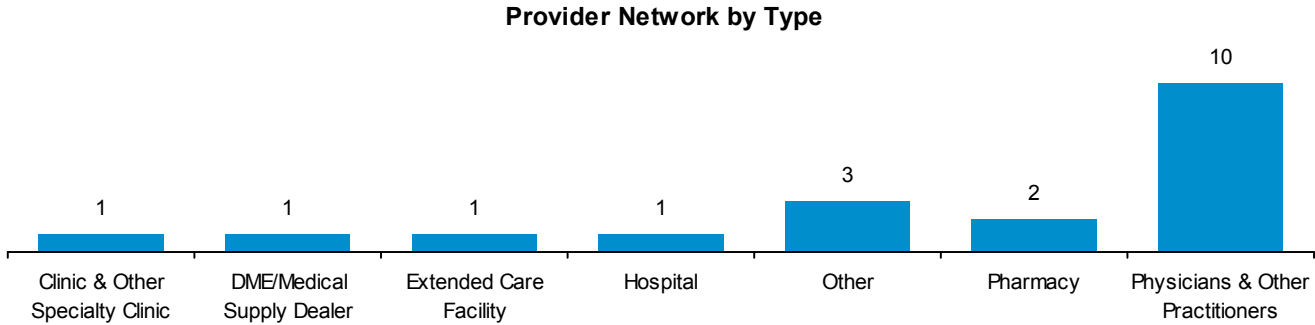
January 2019

## Love County

Provider Network is providers who are contracted to provide health care services by locations, programs, types, and specialties. Providers are being counted multiple times if they have multiple locations, programs, types, and/or specialties. The term "contracted" is defined as a provider that was enrolled with Oklahoma SoonerCare within the reporting period, it does not necessarily indicate participation.



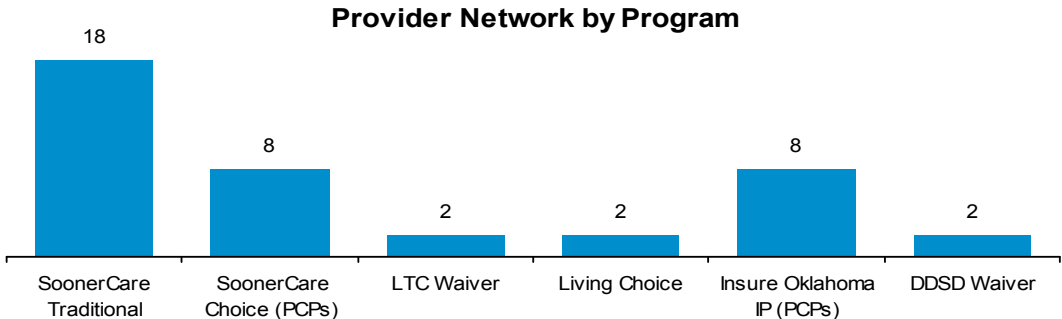
0 Newly Enrolled Provider. The data is based on the new provider IDs added to the system during the reporting month. The effective date of the contract may or may not be in that month.



### Primary Care Provider (PCP) Capacities

SoonerCare Program	Total Capacity	% of Capacity Used
SoonerCare Choice	12,500	5.71%
Insure Oklahoma IP	50	8.00%

Total Capacity represents the maximum number of members that PCPs request to have assigned within OHCA's limit. Panels on hold status are excluded from the capacity calculation.



### Acronyms

- DDSD - Developmental Disabilities Services Division
- DME - Durable Medical Equipment
- IP - Individual Plan
- I/T/U - Indian Health Service/Tribal/ Urban Indian
- LTC - Long-Term Care
- PCMH - Patient Centered Medical Home
- PCP - Primary Care Provider

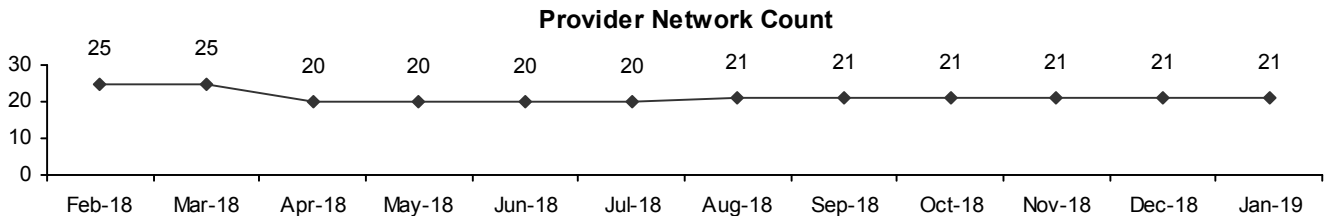
# Provider Fast Facts by County

January 2019

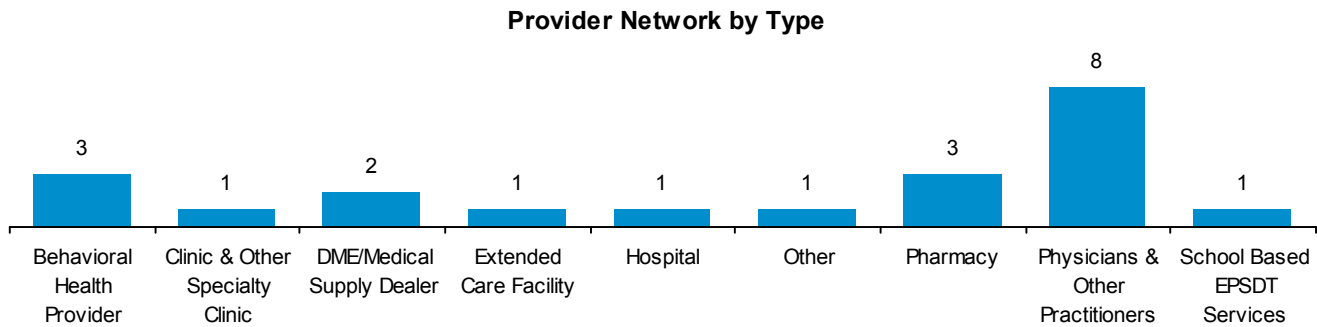
## Major County



Provider Network is providers who are contracted to provide health care services by locations, programs, types, and specialties. Providers are being counted multiple times if they have multiple locations, programs, types, and/or specialties. The term "contracted" is defined as a provider that was enrolled with Oklahoma SoonerCare within the reporting period, it does not necessarily indicate participation.



0 Newly Enrolled Provider. The data is based on the new provider IDs added to the system during the reporting month. The effective date of the contract may or may not be in that month.

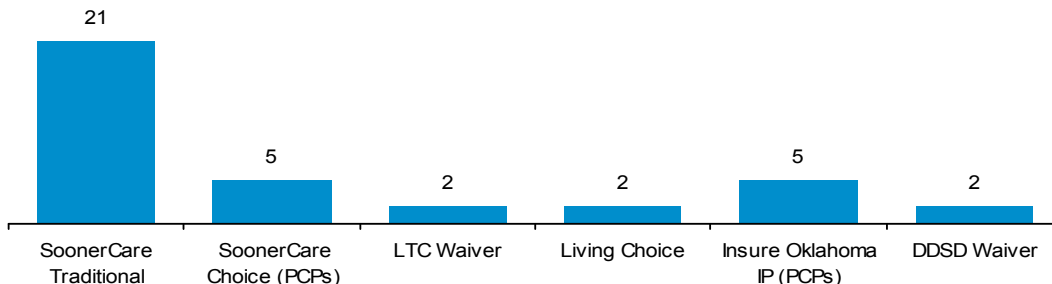


### Primary Care Provider (PCP) Capacities

SoonerCare Program	Total Capacity	% of Capacity Used
SoonerCare Choice	1,000	51.20%
Insure Oklahoma IP	500	1.20%

Total Capacity represents the maximum number of members that PCPs request to have assigned within OHCA's limit. Panels on hold status are excluded from the capacity calculation.

### Provider Network by Program



### Acronyms

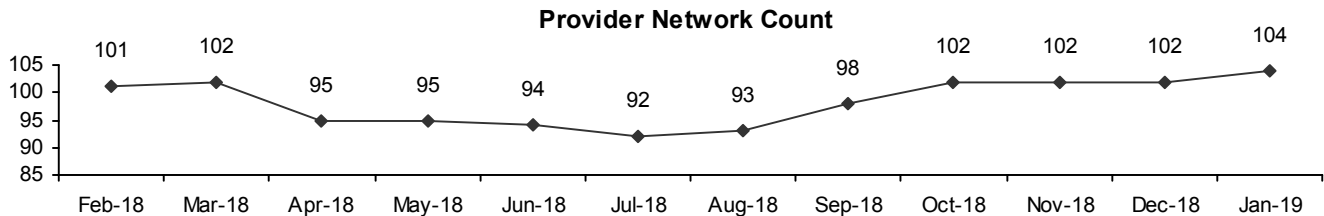
- DDSD - Developmental Disabilities Services Division
- DME - Durable Medical Equipment
- IP - Individual Plan
- I/T/U - Indian Health Service/Tribal/ Urban Indian
- LTC - Long-Term Care
- PCMH - Patient Centered Medical Home
- PCP - Primary Care Provider

# Provider Fast Facts by County

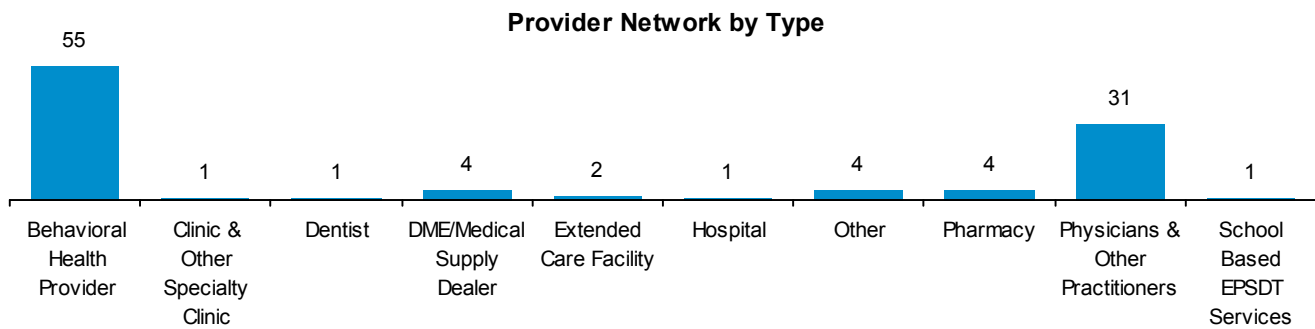
January 2019

## Marshall County

Provider Network is providers who are contracted to provide health care services by locations, programs, types, and specialties. Providers are being counted multiple times if they have multiple locations, programs, types, and/or specialties. The term "contracted" is defined as a provider that was enrolled with Oklahoma SoonerCare within the reporting period, it does not necessarily indicate participation.



0 Newly Enrolled Provider. The data is based on the new provider IDs added to the system during the reporting month. The effective date of the contract may or may not be in that month.

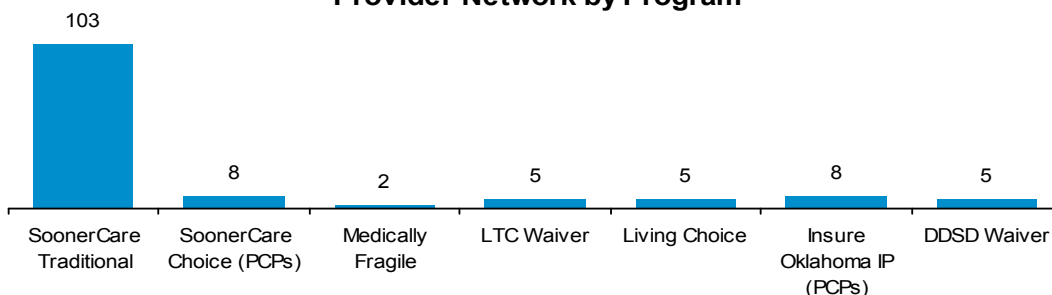


### Primary Care Provider (PCP) Capacities

SoonerCare Program	Total Capacity	% of Capacity Used
SoonerCare Choice	5,550	20.20%
Insure Oklahoma IP	2,000	0.60%

Total Capacity represents the maximum number of members that PCPs request to have assigned within OHCA's limit. Panels on hold status are excluded from the capacity calculation.

### Provider Network by Program



### Acronyms

- DDSD - Developmental Disabilities Services Division
- DME - Durable Medical Equipment
- IP - Individual Plan
- I/T/U - Indian Health Service/Tribal/ Urban Indian
- LTC - Long-Term Care
- PCMH - Patient Centered Medical Home
- PCP - Primary Care Provider

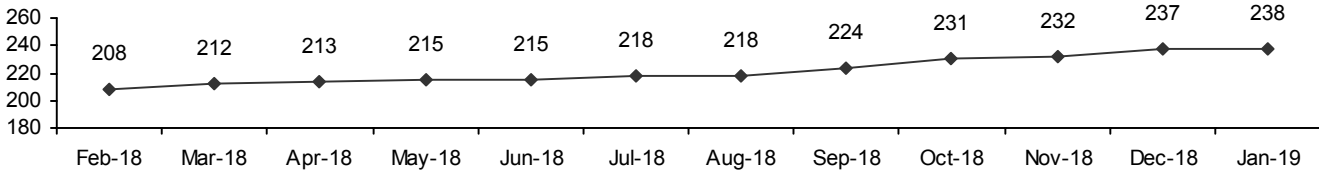
# Provider Fast Facts by County

January 2019

## Mayes County

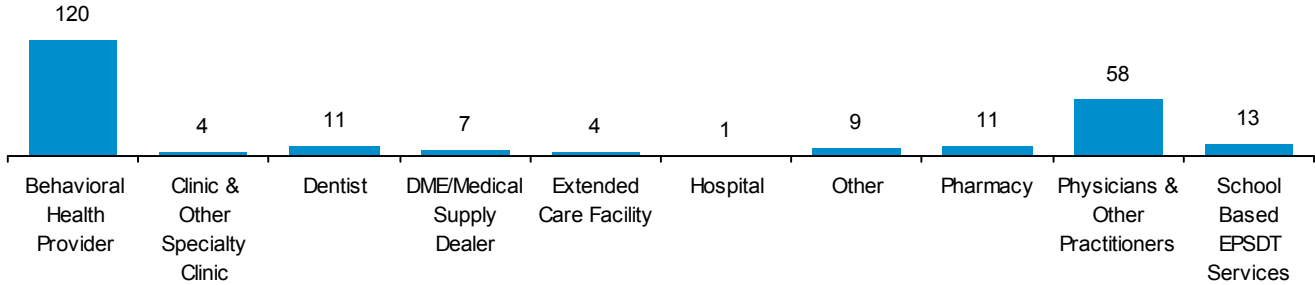
Provider Network is providers who are contracted to provide health care services by locations, programs, types, and specialties. Providers are being counted multiple times if they have multiple locations, programs, types, and/or specialties. The term "contracted" is defined as a provider that was enrolled with Oklahoma SoonerCare within the reporting period, it does not necessarily indicate participation.

**Provider Network Count**



5 Newly Enrolled Provider. The data is based on the new provider IDs added to the system during the reporting month. The effective date of the contract may or may not be in that month.

**Provider Network by Type**

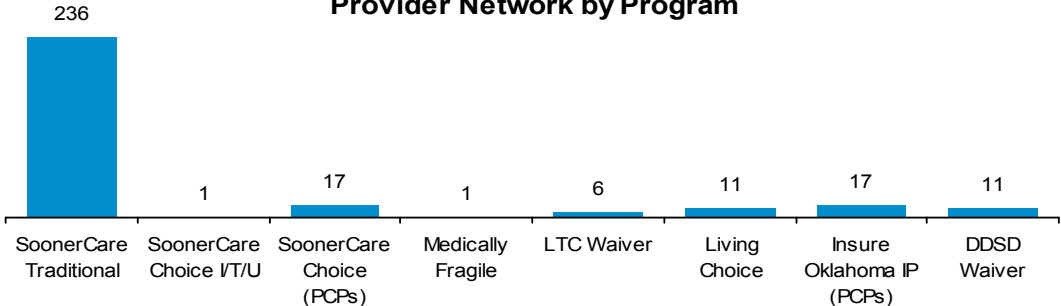


**Primary Care Provider (PCP) Capacities**

SoonerCare Program	Total Capacity	% of Capacity Used
SoonerCare Choice	8,000	58.75%
SoonerCare Choice I/T/U	2,500	11.84%
Insure Oklahoma IP	3,700	1.03%

Total Capacity represents the maximum number of members that PCPs request to have assigned within OHCA's limit. Panels on hold status are excluded from the capacity calculation.

**Provider Network by Program**



**Acronyms**

- DDSD - Developmental Disabilities Services Division
- DME - Durable Medical Equipment
- IP - Individual Plan
- I/T/U - Indian Health Service/Tribal/ Urban Indian
- LTC - Long-Term Care
- PCMH - Patient Centered Medical Home
- PCP - Primary Care Provider

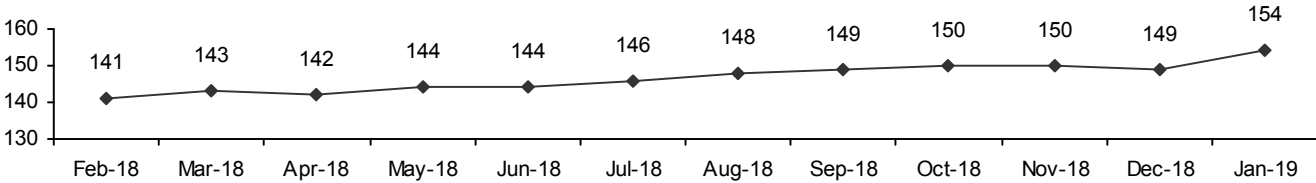
# Provider Fast Facts by County

January 2019

## McClain County

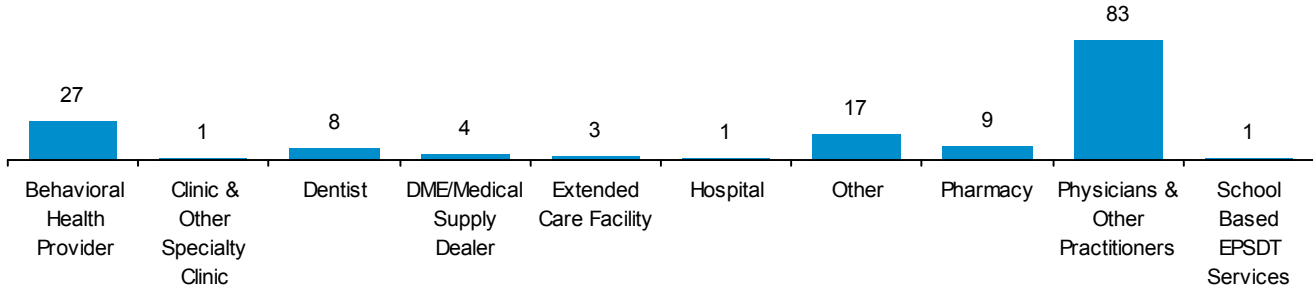
Provider Network is providers who are contracted to provide health care services by locations, programs, types, and specialties. Providers are being counted multiple times if they have multiple locations, programs, types, and/or specialties. The term "contracted" is defined as a provider that was enrolled with Oklahoma SoonerCare within the reporting period, it does not necessarily indicate participation.

**Provider Network Count**



5 Newly Enrolled Provider. The data is based on the new provider IDs added to the system during the reporting month. The effective date of the contract may or may not be in that month.

**Provider Network by Type**

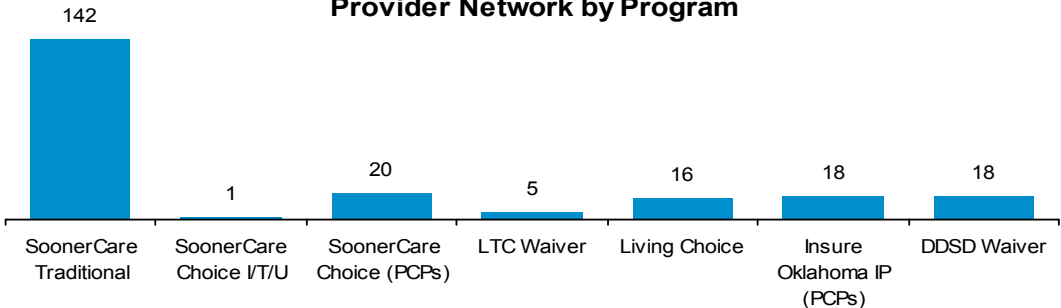


**Primary Care Provider (PCP) Capacities**

SoonerCare Program	Total Capacity	% of Capacity Used
SoonerCare Choice	9,570	36.99%
SoonerCare Choice I/T/U	500	32.00%
Insure Oklahoma IP	2,835	1.48%

Total Capacity represents the maximum number of members that PCPs request to have assigned within OHCA's limit. Panels on hold status are excluded from the capacity calculation.

**Provider Network by Program**



**Acronyms**

- DDSD - Developmental Disabilities Services Division
- DME - Durable Medical Equipment
- IP - Individual Plan
- I/T/U - Indian Health Service/Tribal/ Urban Indian
- LTC - Long-Term Care
- PCMH - Patient Centered Medical Home
- PCP - Primary Care Provider

# Provider Fast Facts by County

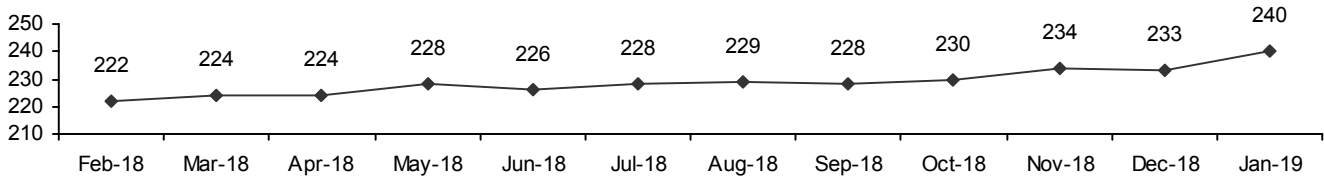
January 2019



## McCurtain County

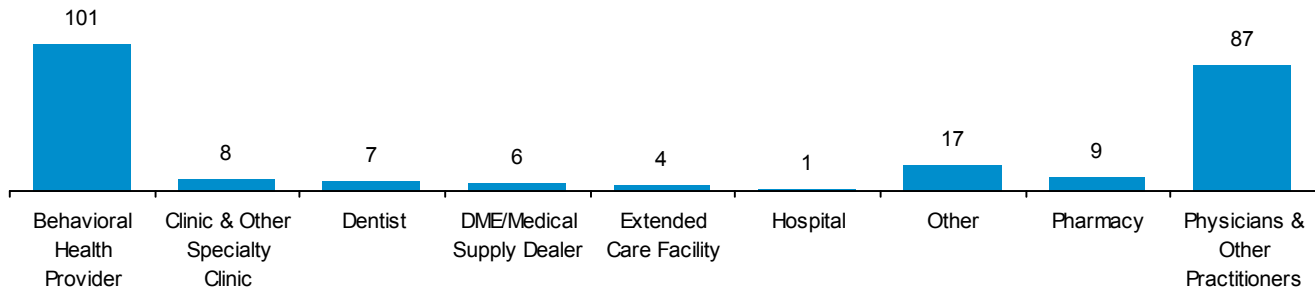
Provider Network is providers who are contracted to provide health care services by locations, programs, types, and specialties. Providers are being counted multiple times if they have multiple locations, programs, types, and/or specialties. The term "contracted" is defined as a provider that was enrolled with Oklahoma SoonerCare within the reporting period, it does not necessarily indicate participation.

**Provider Network Count**



1 Newly Enrolled Provider. The data is based on the new provider IDs added to the system during the reporting month. The effective date of the contract may or may not be in that month.

**Provider Network by Type**

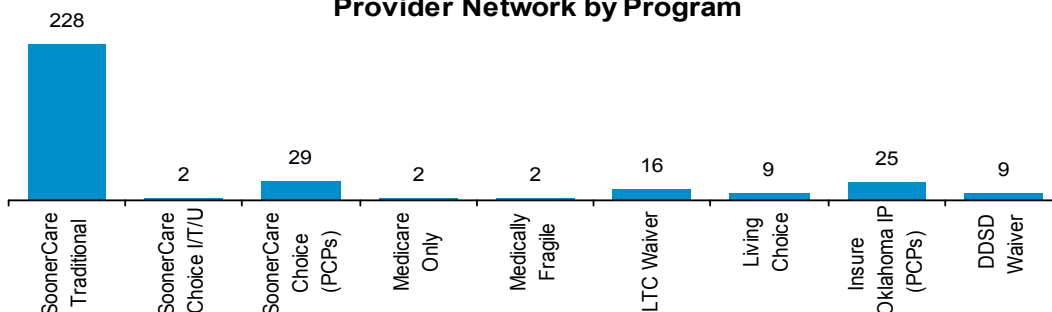


**Primary Care Provider (PCP) Capacities**

SoonerCare Program	Total Capacity	% of Capacity Used
SoonerCare Choice	24,169	25.10%
SoonerCare Choice I/T/U	3,750	11.92%
Insure Oklahoma IP	9,085	0.45%

Total Capacity represents the maximum number of members that PCPs request to have assigned within OHCA's limit. Panels on hold status are excluded from the capacity calculation.

**Provider Network by Program**



**Acronyms**

- DDSD - Developmental Disabilities Services Division
- DME - Durable Medical Equipment
- IP - Individual Plan
- I/T/U - Indian Health Service/Tribal/ Urban Indian
- LTC - Long-Term Care
- PCMH - Patient Centered Medical Home
- PCP - Primary Care Provider



# Provider Fast Facts by County

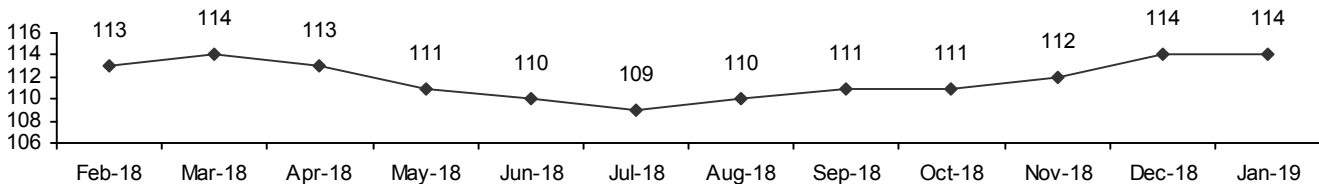
January 2019



## McIntosh County

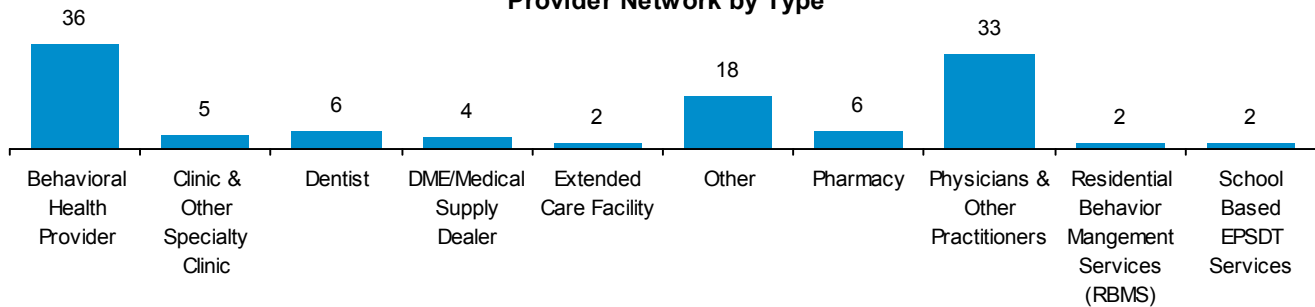
Provider Network is providers who are contracted to provide health care services by locations, programs, types, and specialties. Providers are being counted multiple times if they have multiple locations, programs, types, and/or specialties. The term "contracted" is defined as a provider that was enrolled with Oklahoma SoonerCare within the reporting period, it does not necessarily indicate participation.

**Provider Network Count**



1 Newly Enrolled Provider. The data is based on the new provider IDs added to the system during the reporting month. The effective date of the contract may or may not be in that month.

**Provider Network by Type**

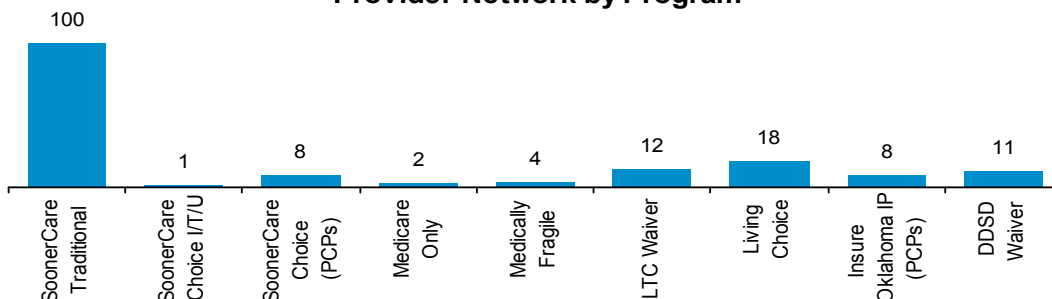


### Primary Care Provider (PCP) Capacities

SoonerCare Program	Total Capacity	% of Capacity Used
SoonerCare Choice	4,700	32.81%
SoonerCare Choice I/T/U	800	21.75%
Insure Oklahoma IP	3,900	0.82%

Total Capacity represents the maximum number of members that PCPs request to have assigned within OHCA's limit. Panels on hold status are excluded from the capacity calculation.

**Provider Network by Program**



#### Acronyms

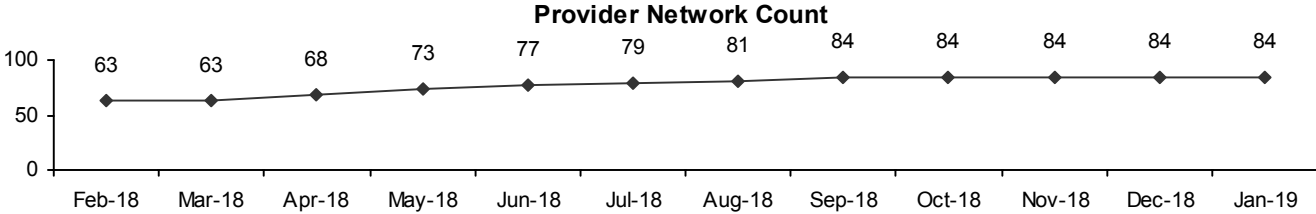
- DDSD - Developmental Disabilities Services Division
- DME - Durable Medical Equipment
- IP - Individual Plan
- I/T/U - Indian Health Service/Tribal/ Urban Indian
- LTC - Long-Term Care
- PCMH - Patient Centered Medical Home
- PCP - Primary Care Provider

# Provider Fast Facts by County

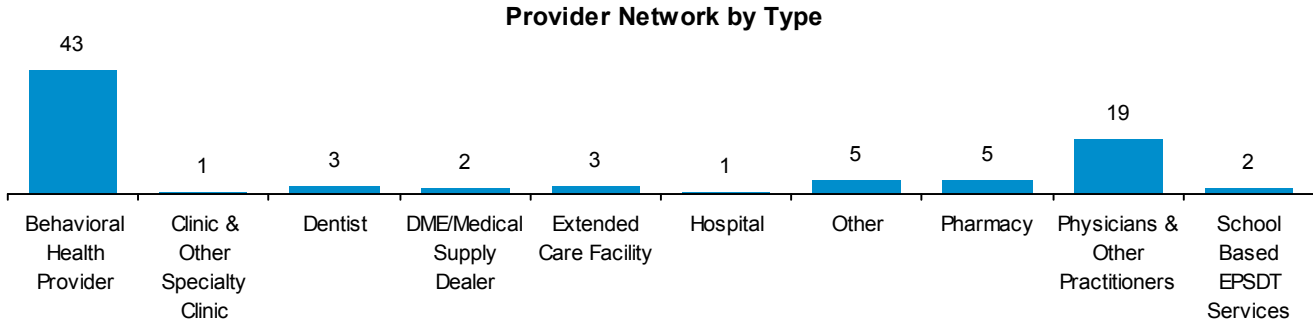
January 2019

## Murray County

Provider Network is providers who are contracted to provide health care services by locations, programs, types, and specialties. Providers are being counted multiple times if they have multiple locations, programs, types, and/or specialties. The term "contracted" is defined as a provider that was enrolled with Oklahoma SoonerCare within the reporting period, it does not necessarily indicate participation.



0 Newly Enrolled Provider. The data is based on the new provider IDs added to the system during the reporting month. The effective date of the contract may or may not be in that month.

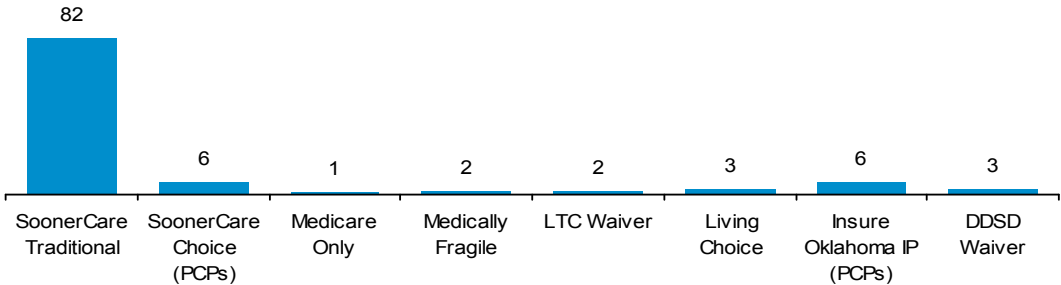


### Primary Care Provider (PCP) Capacities

SoonerCare Program	Total Capacity	% of Capacity Used
SoonerCare Choice	5,775	19.74%
Insure Oklahoma IP	2,425	0.41%

Total Capacity represents the maximum number of members that PCPs request to have assigned within OHCA's limit. Panels on hold status are excluded from the capacity calculation.

### Provider Network by Program



#### Acronyms

- DDSD - Developmental Disabilities Services Division
- DME - Durable Medical Equipment
- IP - Individual Plan
- I/T/U - Indian Health Service/Tribal/ Urban Indian
- LTC - Long-Term Care
- PCMH - Patient Centered Medical Home
- PCP - Primary Care Provider

# Provider Fast Facts by County

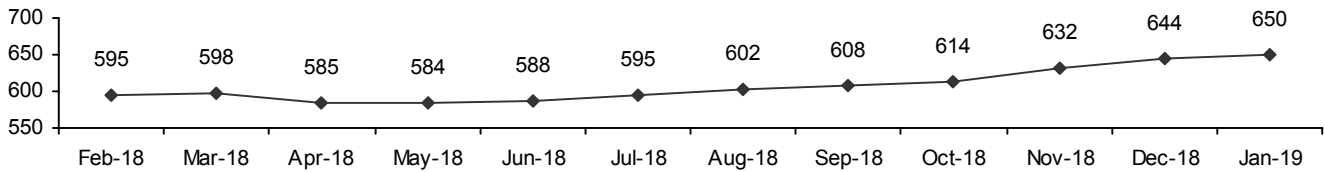
January 2019



## Muskogee County

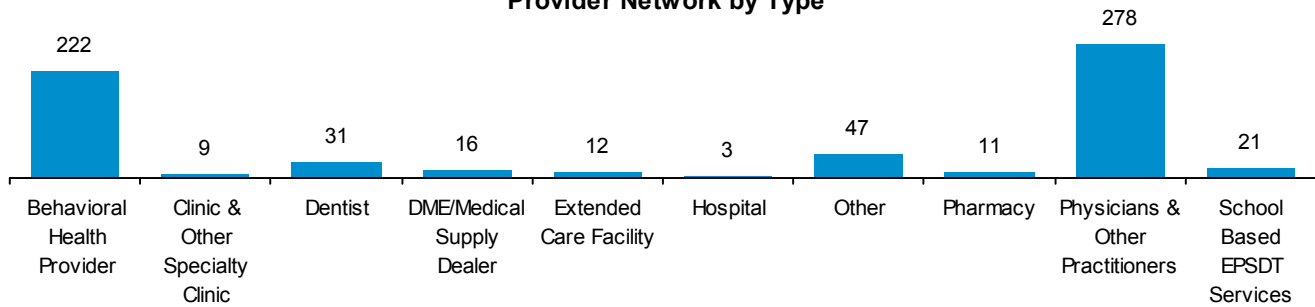
Provider Network is providers who are contracted to provide health care services by locations, programs, types, and specialties. Providers are being counted multiple times if they have multiple locations, programs, types, and/or specialties. The term "contracted" is defined as a provider that was enrolled with Oklahoma SoonerCare within the reporting period, it does not necessarily indicate participation.

**Provider Network Count**



4 Newly Enrolled Provider. The data is based on the new provider IDs added to the system during the reporting month. The effective date of the contract may or may not be in that month.

**Provider Network by Type**

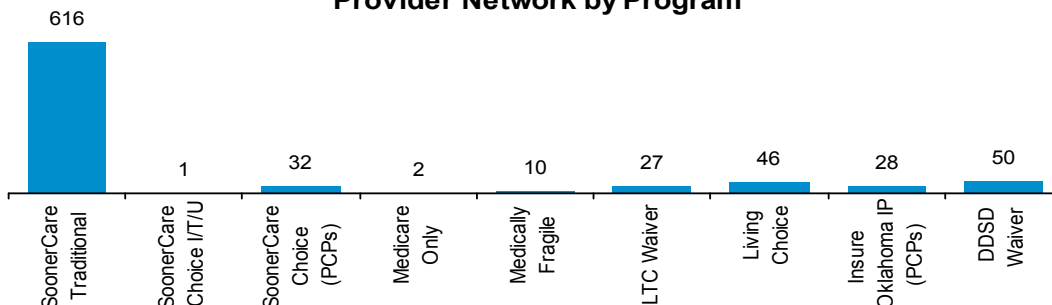


**Primary Care Provider (PCP) Capacities**

SoonerCare Program	Total Capacity	% of Capacity Used
SoonerCare Choice	29,604	39.65%
SoonerCare Choice I/T/U	2,500	39.08%
Insure Oklahoma IP	6,311	0.60%

Total Capacity represents the maximum number of members that PCPs request to have assigned within OHCA's limit. Panels on hold status are excluded from the capacity calculation.

**Provider Network by Program**



**Acronyms**

- DDSD - Developmental Disabilities Services Division
- DME - Durable Medical Equipment
- IP - Individual Plan
- I/T/U - Indian Health Service/Tribal/ Urban Indian
- LTC - Long-Term Care
- PCMH - Patient Centered Medical Home
- PCP - Primary Care Provider

# Provider Fast Facts by County

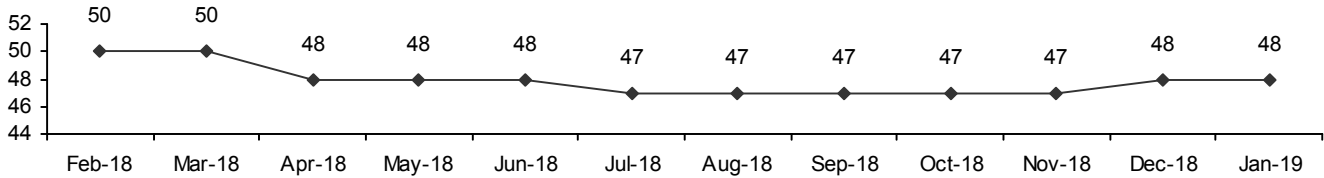
January 2019

## Noble County



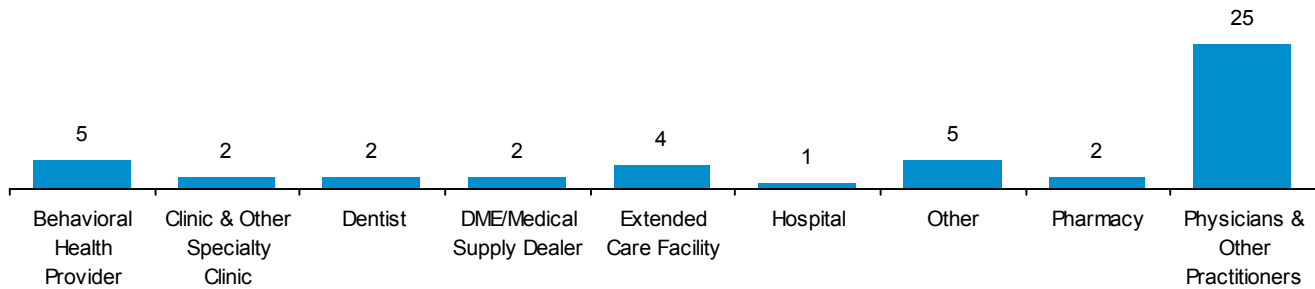
Provider Network is providers who are contracted to provide health care services by locations, programs, types, and specialties. Providers are being counted multiple times if they have multiple locations, programs, types, and/or specialties. The term "contracted" is defined as a provider that was enrolled with Oklahoma SoonerCare within the reporting period, it does not necessarily indicate participation.

**Provider Network Count**



0 Newly Enrolled Provider. The data is based on the new provider IDs added to the system during the reporting month. The effective date of the contract may or may not be in that month.

**Provider Network by Type**

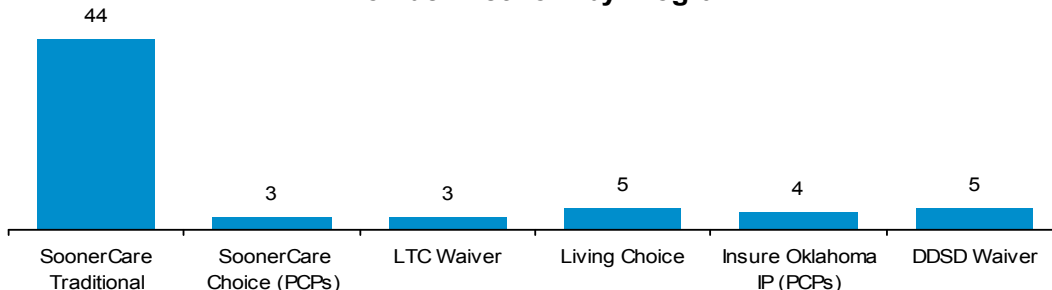


**Primary Care Provider (PCP) Capacities**

SoonerCare Program	Total Capacity	% of Capacity Used
SoonerCare Choice	2,500	23.16%
Insure Oklahoma IP	300	4.33%

Total Capacity represents the maximum number of members that PCPs request to have assigned within OHCA's limit. Panels on hold status are excluded from the capacity calculation.

**Provider Network by Program**



**Acronyms**

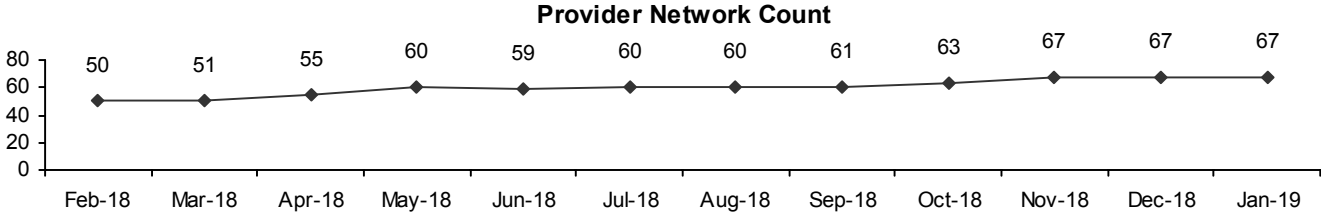
- DDSD - Developmental Disabilities Services Division
- DME - Durable Medical Equipment
- IP - Individual Plan
- I/T/U - Indian Health Service/Tribal/ Urban Indian
- LTC - Long-Term Care
- PCMH - Patient Centered Medical Home
- PCP - Primary Care Provider

# Provider Fast Facts by County

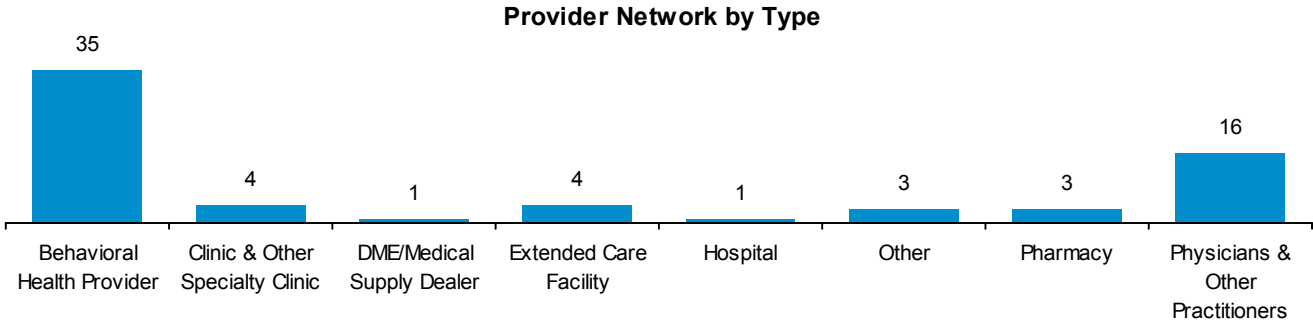
January 2019

## Nowata County

Provider Network is providers who are contracted to provide health care services by locations, programs, types, and specialties. Providers are being counted multiple times if they have multiple locations, programs, types, and/or specialties. The term "contracted" is defined as a provider that was enrolled with Oklahoma SoonerCare within the reporting period, it does not necessarily indicate participation.



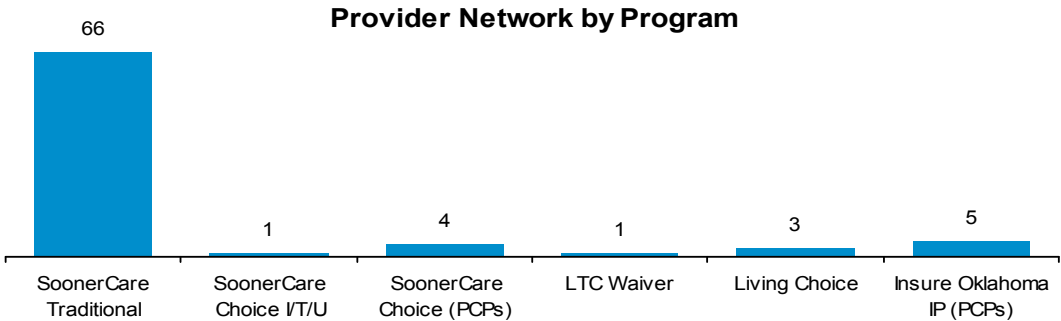
0 Newly Enrolled Provider. The data is based on the new provider IDs added to the system during the reporting month. The effective date of the contract may or may not be in that month.



### Primary Care Provider (PCP) Capacities

SoonerCare Program	Total Capacity	% of Capacity Used
SoonerCare Choice	5,000	14.70%
SoonerCare Choice I/T/U	2,500	4.00%
Insure Oklahoma IP	6,150	0.23%

Total Capacity represents the maximum number of members that PCPs request to have assigned within OHCA's limit. Panels on hold status are excluded from the capacity calculation.



### Acronyms

- DDSD - Developmental Disabilities Services Division
- DME - Durable Medical Equipment
- IP - Individual Plan
- I/T/U - Indian Health Service/Tribal/ Urban Indian
- LTC - Long-Term Care
- PCMH - Patient Centered Medical Home
- PCP - Primary Care Provider

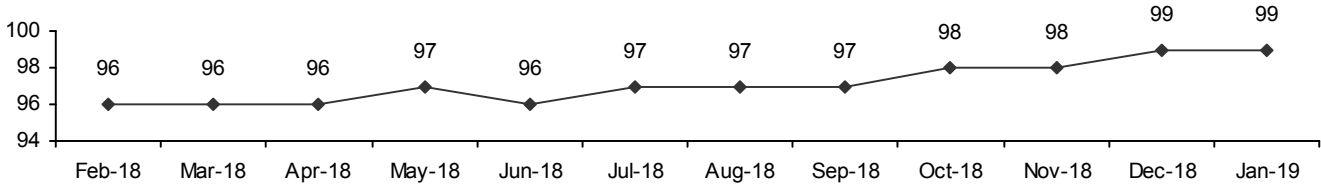
# Provider Fast Facts by County

January 2019

## Okfuskee County

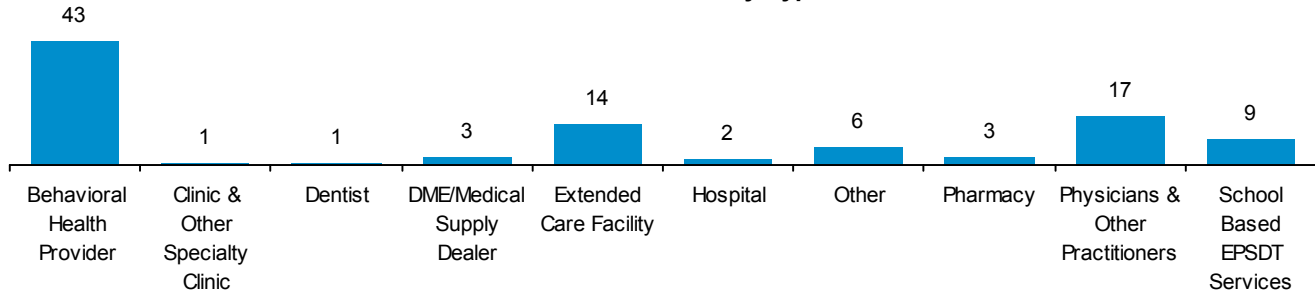
Provider Network is providers who are contracted to provide health care services by locations, programs, types, and specialties. Providers are being counted multiple times if they have multiple locations, programs, types, and/or specialties. The term "contracted" is defined as a provider that was enrolled with Oklahoma SoonerCare within the reporting period, it does not necessarily indicate participation.

**Provider Network Count**



0 Newly Enrolled Provider. The data is based on the new provider IDs added to the system during the reporting month. The effective date of the contract may or may not be in that month.

**Provider Network by Type**

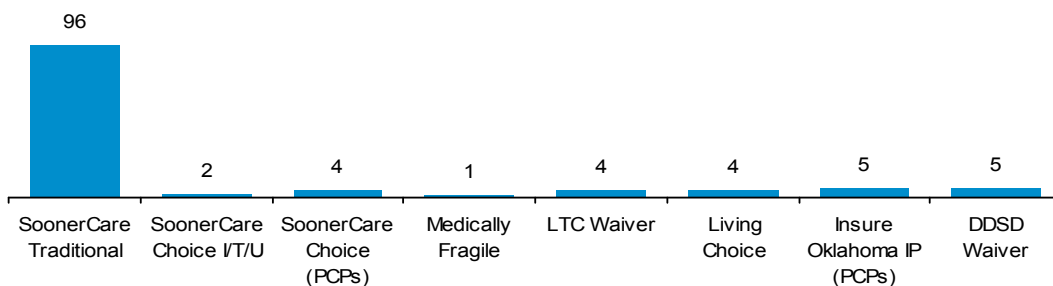


**Primary Care Provider (PCP) Capacities**

SoonerCare Program	Total Capacity	% of Capacity Used
SoonerCare Choice	1,350	66.59%
SoonerCare Choice I/T/U	3,900	5.62%
Insure Oklahoma IP	6,000	0.05%

Total Capacity represents the maximum number of members that PCPs request to have assigned within OHCA's limit. Panels on hold status are excluded from the capacity calculation.

**Provider Network by Program**



**Acronyms**

- DDSD - Developmental Disabilities Services Division
- DME - Durable Medical Equipment
- IP - Individual Plan
- I/T/U - Indian Health Service/Tribal/ Urban Indian
- LTC - Long-Term Care
- PCMH - Patient Centered Medical Home
- PCP - Primary Care Provider

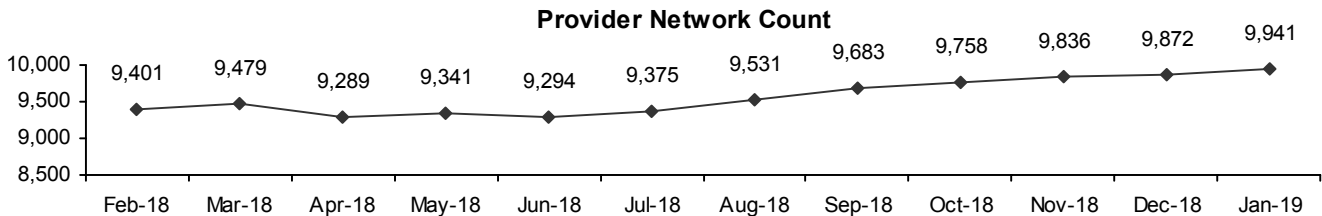
# Provider Fast Facts by County

January 2019

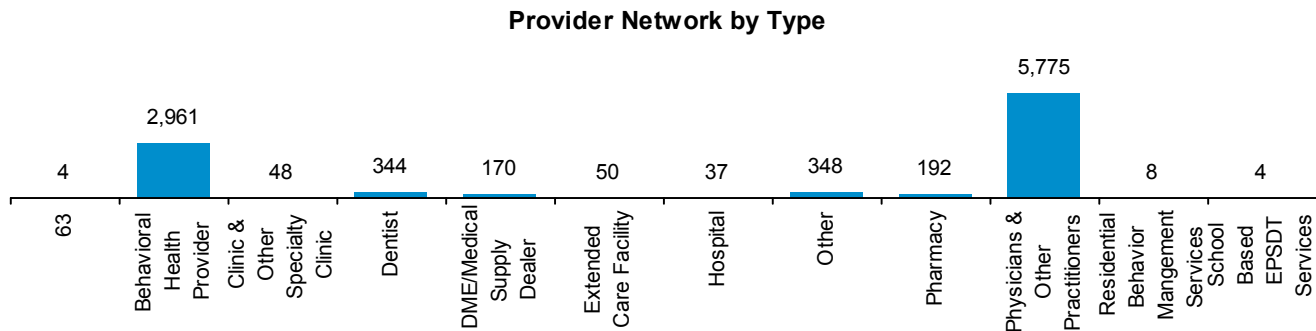


## Oklahoma County

Provider Network is providers who are contracted to provide health care services by locations, programs, types, and specialties. Providers are being counted multiple times if they have multiple locations, programs, types, and/or specialties. The term "contracted" is defined as a provider that was enrolled with Oklahoma SoonerCare within the reporting period, it does not necessarily indicate participation.



42 Newly Enrolled Provider. The data is based on the new provider IDs added to the system during the reporting month. The effective date of the contract may or may not be in that month.

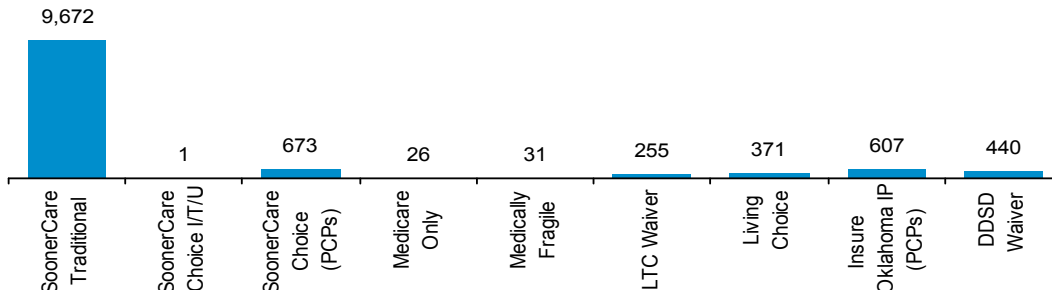


### Primary Care Provider (PCP) Capacities

SoonerCare Program	Total Capacity	% of Capacity Used
SoonerCare Choice	272,647	42.42%
SoonerCare Choice I/T/U	2,500	52.52%
Insure Oklahoma IP	122,676	1.70%

Total Capacity represents the maximum number of members that PCPs request to have assigned within OHCA's limit. Panels on hold status are excluded from the capacity calculation.

### Provider Network by Program



### Acronyms

- DDSD - Developmental Disabilities Services Division
- DME - Durable Medical Equipment
- IP - Individual Plan
- I/T/U - Indian Health Service/Tribal/ Urban Indian
- LTC - Long-Term Care
- PCMH - Patient Centered Medical Home
- PCP - Primary Care Provider

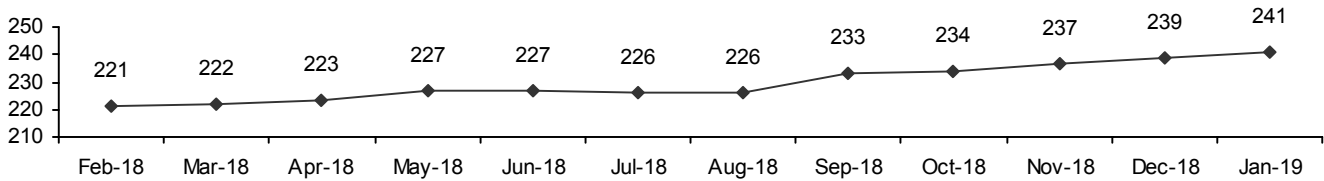
# Provider Fast Facts by County

January 2019

## Okmulgee County

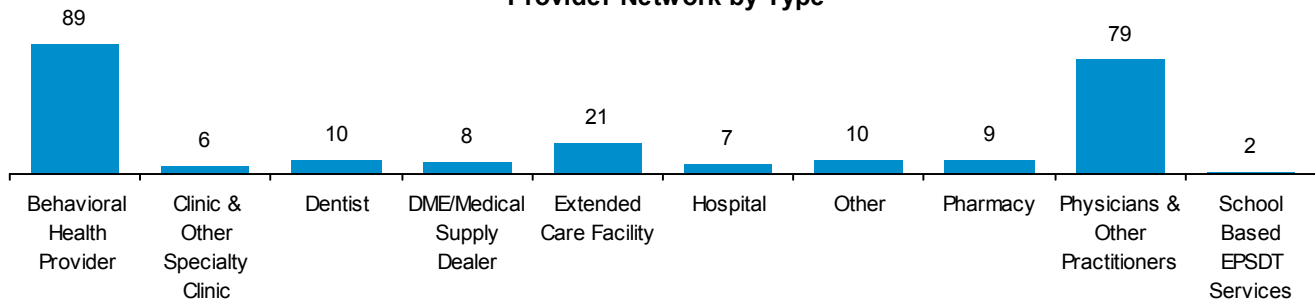
Provider Network is providers who are contracted to provide health care services by locations, programs, types, and specialties. Providers are being counted multiple times if they have multiple locations, programs, types, and/or specialties. The term "contracted" is defined as a provider that was enrolled with Oklahoma SoonerCare within the reporting period, it does not necessarily indicate participation.

**Provider Network Count**



2 Newly Enrolled Provider. The data is based on the new provider IDs added to the system during the reporting month. The effective date of the contract may or may not be in that month.

**Provider Network by Type**

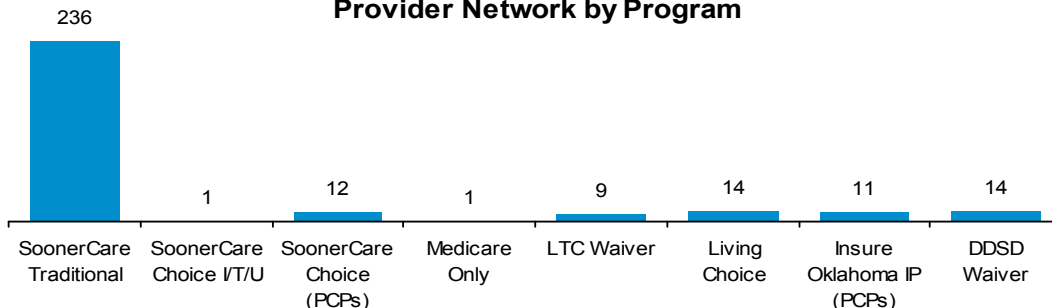


**Primary Care Provider (PCP) Capacities**

SoonerCare Program	Total Capacity	% of Capacity Used
SoonerCare Choice	11,075	45.52%
SoonerCare Choice I/T/U	1,000	75.60%
Insure Oklahoma IP	13,368	0.34%

Total Capacity represents the maximum number of members that PCPs request to have assigned within OHCA's limit. Panels on hold status are excluded from the capacity calculation.

**Provider Network by Program**



**Acronyms**

- DDSD - Developmental Disabilities Services Division
- DME - Durable Medical Equipment
- IP - Individual Plan
- I/T/U - Indian Health Service/Tribal/ Urban Indian
- LTC - Long-Term Care
- PCMH - Patient Centered Medical Home
- PCP - Primary Care Provider

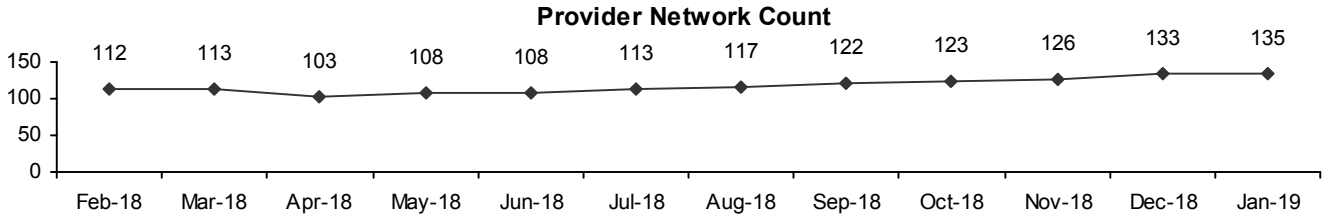


# Provider Fast Facts by County

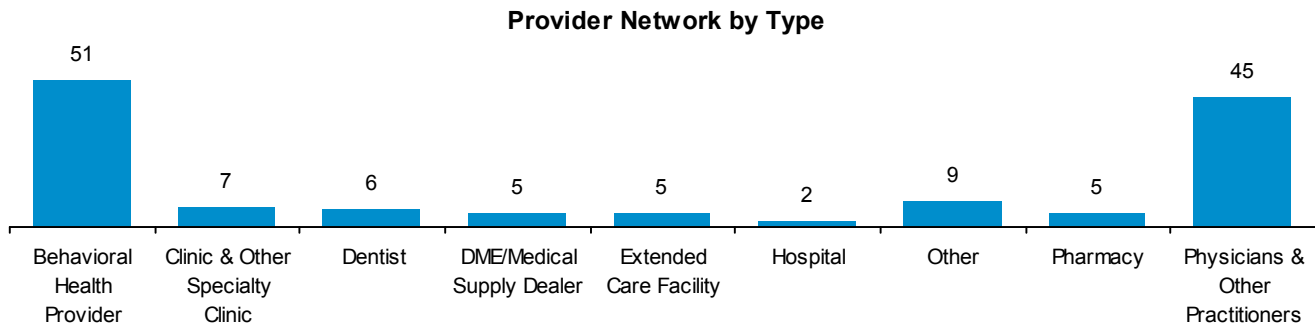
January 2019

## Osage County

Provider Network is providers who are contracted to provide health care services by locations, programs, types, and specialties. Providers are being counted multiple times if they have multiple locations, programs, types, and/or specialties. The term "contracted" is defined as a provider that was enrolled with Oklahoma SoonerCare within the reporting period, it does not necessarily indicate participation.



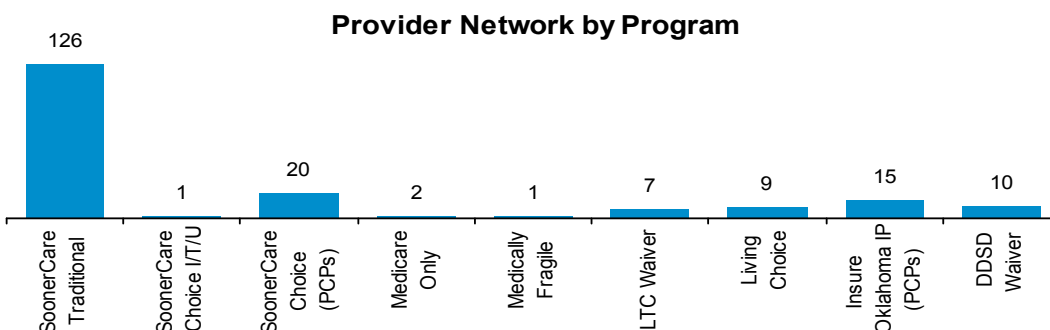
1 Newly Enrolled Provider. The data is based on the new provider IDs added to the system during the reporting month. The effective date of the contract may or may not be in that month.



### Primary Care Provider (PCP) Capacities

SoonerCare Program	Total Capacity	% of Capacity Used
SoonerCare Choice	8,100	22.25%
SoonerCare Choice I/T/U	1,000	10.80%
Insure Oklahoma IP	4,250	0.54%

Total Capacity represents the maximum number of members that PCPs request to have assigned within OHCA's limit. Panels on hold status are excluded from the capacity calculation.



#### Acronyms

- DDSD - Developmental Disabilities Services Division
- DME - Durable Medical Equipment
- IP - Individual Plan
- I/T/U - Indian Health Service/Tribal/ Urban Indian
- LTC - Long-Term Care
- PCMH - Patient Centered Medical Home
- PCP - Primary Care Provider

# Provider Fast Facts by County

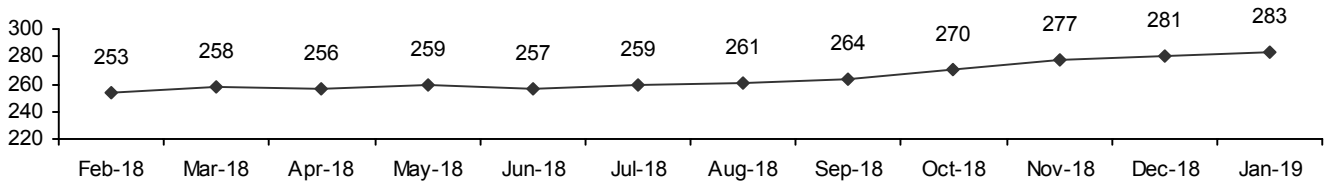
January 2019

## Ottawa County



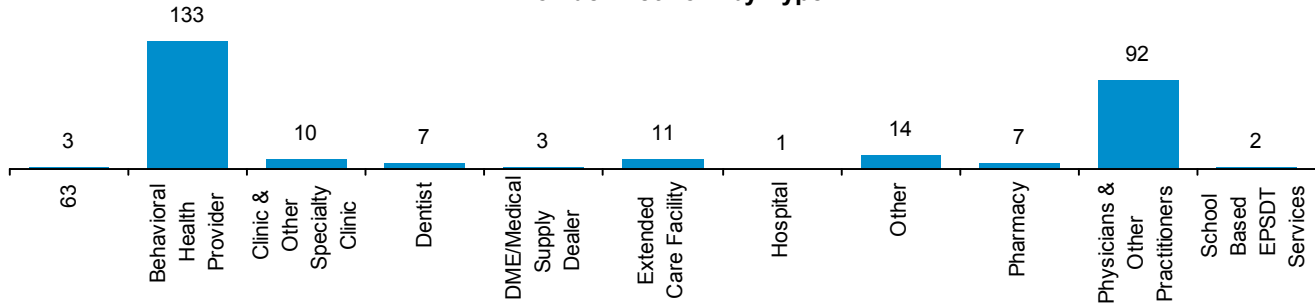
Provider Network is providers who are contracted to provide health care services by locations, programs, types, and specialties. Providers are being counted multiple times if they have multiple locations, programs, types, and/or specialties. The term "contracted" is defined as a provider that was enrolled with Oklahoma SoonerCare within the reporting period, it does not necessarily indicate participation.

**Provider Network Count**



2 Newly Enrolled Provider. The data is based on the new provider IDs added to the system during the reporting month. The effective date of the contract may or may not be in that month.

**Provider Network by Type**

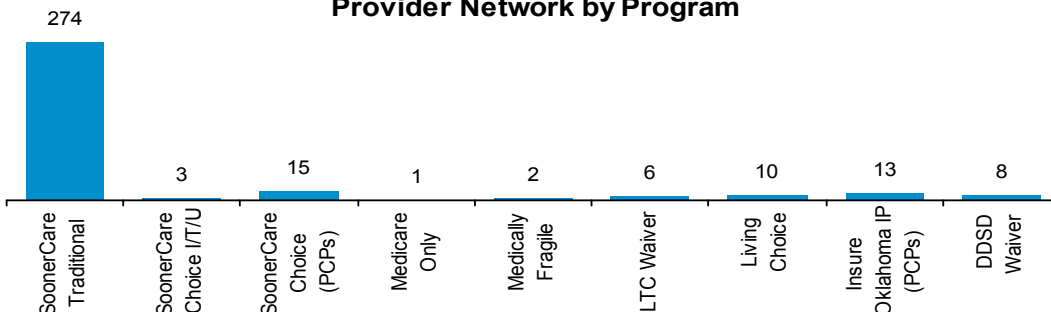


**Primary Care Provider (PCP) Capacities**

SoonerCare Program	Total Capacity	% of Capacity Used
SoonerCare Choice	11,950	40.87%
SoonerCare Choice I/T/U	3,300	12.58%
Insure Oklahoma IP	4,970	0.82%

Total Capacity represents the maximum number of members that PCPs request to have assigned within OHCA's limit. Panels on hold status are excluded from the capacity calculation.

**Provider Network by Program**



**Acronyms**

- DDSD - Developmental Disabilities Services Division
- DME - Durable Medical Equipment
- IP - Individual Plan
- I/T/U - Indian Health Service/Tribal/ Urban Indian
- LTC - Long-Term Care
- PCMH - Patient Centered Medical Home
- PCP - Primary Care Provider

# Provider Fast Facts by County

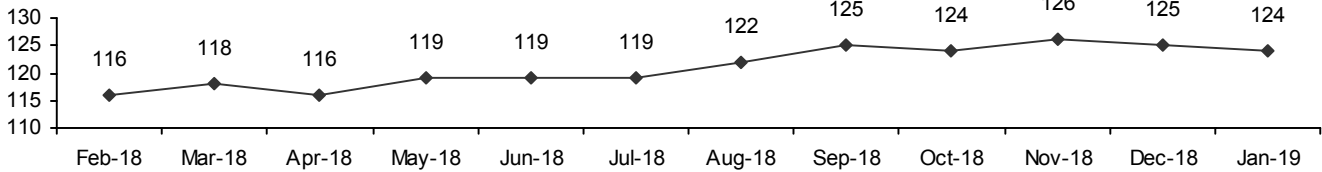
January 2019



## Pawnee County

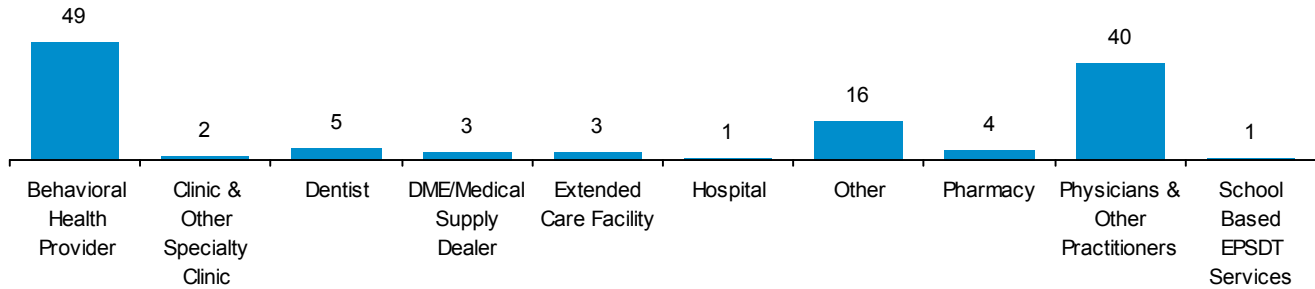
Provider Network is providers who are contracted to provide health care services by locations, programs, types, and specialties. Providers are being counted multiple times if they have multiple locations, programs, types, and/or specialties. The term "contracted" is defined as a provider that was enrolled with Oklahoma SoonerCare within the reporting period, it does not necessarily indicate participation.

**Provider Network Count**



0 Newly Enrolled Provider. The data is based on the new provider IDs added to the system during the reporting month. The effective date of the contract may or may not be in that month.

**Provider Network by Type**

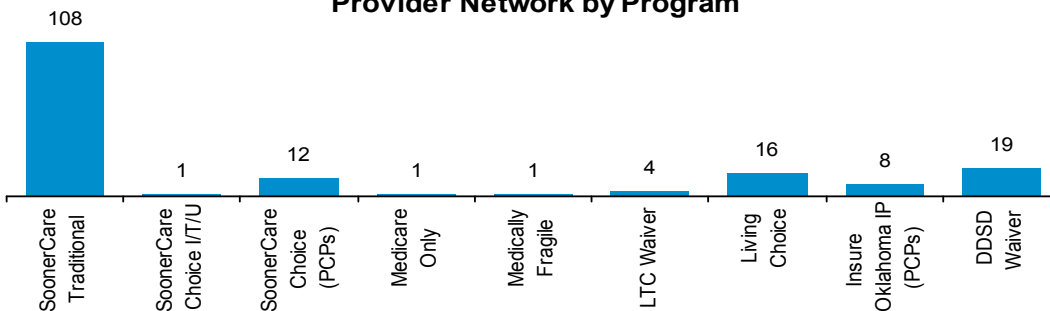


**Primary Care Provider (PCP) Capacities**

SoonerCare Program	Total Capacity	% of Capacity Used
SoonerCare Choice	6,850	26.36%
SoonerCare Choice I/T/U	2,500	8.72%
Insure Oklahoma IP	2,400	0.54%

Total Capacity represents the maximum number of members that PCPs request to have assigned within OHCA's limit. Panels on hold status are excluded from the capacity calculation.

**Provider Network by Program**



**Acronyms**

- DDSD - Developmental Disabilities Services Division
- DME - Durable Medical Equipment
- IP - Individual Plan
- I/T/U - Indian Health Service/Tribal/ Urban Indian
- LTC - Long-Term Care
- PCMH - Patient Centered Medical Home
- PCP - Primary Care Provider

# Provider Fast Facts by County

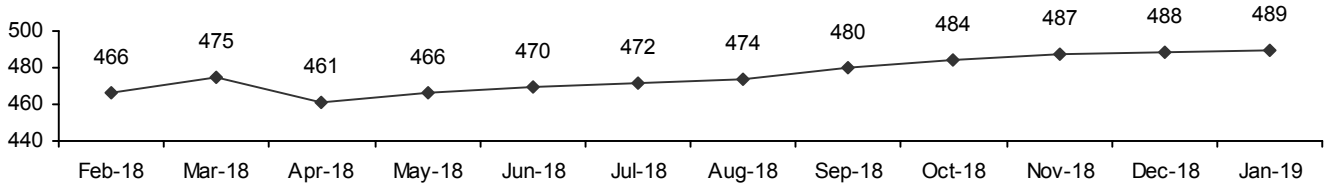
January 2019

## Payne County



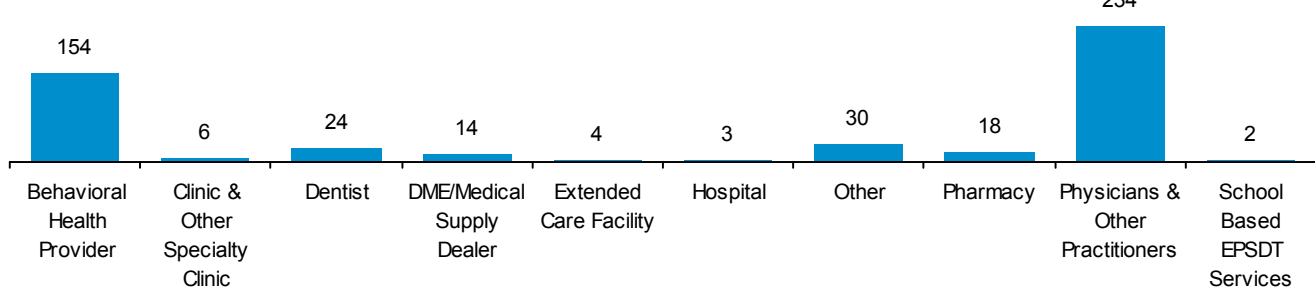
Provider Network is providers who are contracted to provide health care services by locations, programs, types, and specialties. Providers are being counted multiple times if they have multiple locations, programs, types, and/or specialties. The term "contracted" is defined as a provider that was enrolled with Oklahoma SoonerCare within the reporting period, it does not necessarily indicate participation.

**Provider Network Count**



2 Newly Enrolled Provider. The data is based on the new provider IDs added to the system during the reporting month. The effective date of the contract may or may not be in that month.

**Provider Network by Type**

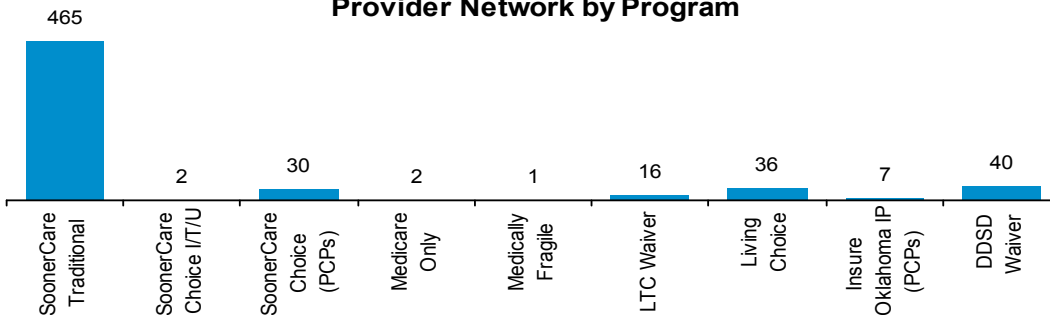


**Primary Care Provider (PCP) Capacities**

SoonerCare Program	Total Capacity	% of Capacity Used
SoonerCare Choice	13,800	60.89%
SoonerCare Choice I/T/U	1,000	19.40%
Insure Oklahoma IP	2,835	2.50%

Total Capacity represents the maximum number of members that PCPs request to have assigned within OHCA's limit. Panels on hold status are excluded from the capacity calculation.

**Provider Network by Program**



**Acronyms**

- DDSD - Developmental Disabilities Services Division
- DME - Durable Medical Equipment
- IP - Individual Plan
- I/T/U - Indian Health Service/Tribal/ Urban Indian
- LTC - Long-Term Care
- PCMH - Patient Centered Medical Home
- PCP - Primary Care Provider

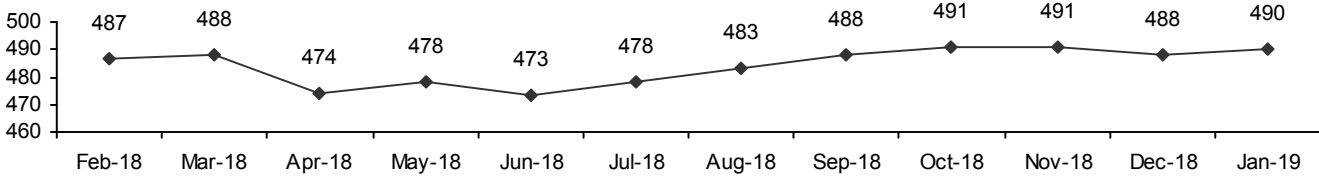
# Provider Fast Facts by County

January 2019

## Pittsburg County

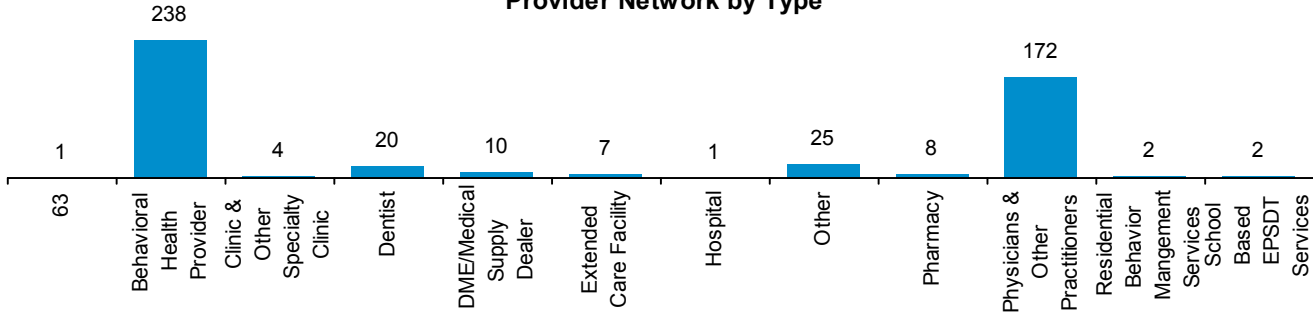
Provider Network is providers who are contracted to provide health care services by locations, programs, types, and specialties. Providers are being counted multiple times if they have multiple locations, programs, types, and/or specialties. The term "contracted" is defined as a provider that was enrolled with Oklahoma SoonerCare within the reporting period, it does not necessarily indicate participation.

**Provider Network Count**



2 Newly Enrolled Provider. The data is based on the new provider IDs added to the system during the reporting month. The effective date of the contract may or may not be in that month.

**Provider Network by Type**

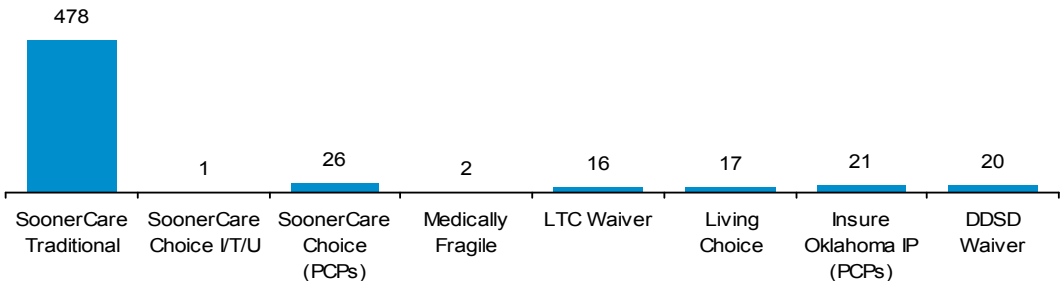


**Primary Care Provider (PCP) Capacities**

SoonerCare Program	Total Capacity	% of Capacity Used
SoonerCare Choice	15,860	39.58%
SoonerCare Choice I/T/U	1,250	68.80%
Insure Oklahoma IP	2,350	1.49%

Total Capacity represents the maximum number of members that PCPs request to have assigned within OHCA's limit. Panels on hold status are excluded from the capacity calculation.

**Provider Network by Program**



**Acronyms**

- DDSD - Developmental Disabilities Services Division
- DME - Durable Medical Equipment
- IP - Individual Plan
- I/T/U - Indian Health Service/Tribal/ Urban Indian
- LTC - Long-Term Care
- PCMH - Patient Centered Medical Home
- PCP - Primary Care Provider

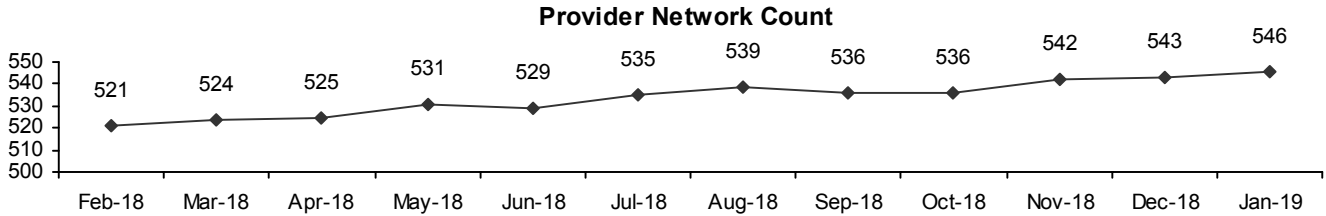
# Provider Fast Facts by County

January 2019

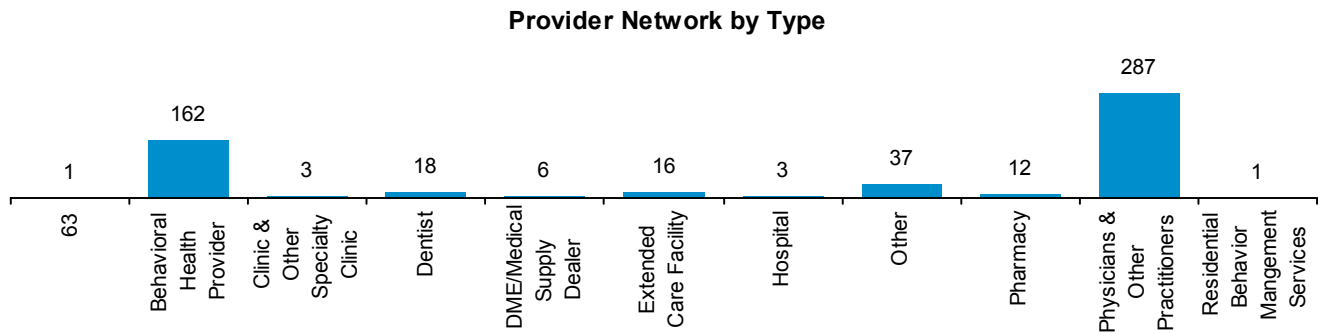


## Pontotoc County

Provider Network is providers who are contracted to provide health care services by locations, programs, types, and specialties. Providers are being counted multiple times if they have multiple locations, programs, types, and/or specialties. The term "contracted" is defined as a provider that was enrolled with Oklahoma SoonerCare within the reporting period, it does not necessarily indicate participation.



4 Newly Enrolled Provider. The data is based on the new provider IDs added to the system during the reporting month. The effective date of the contract may or may not be in that month.

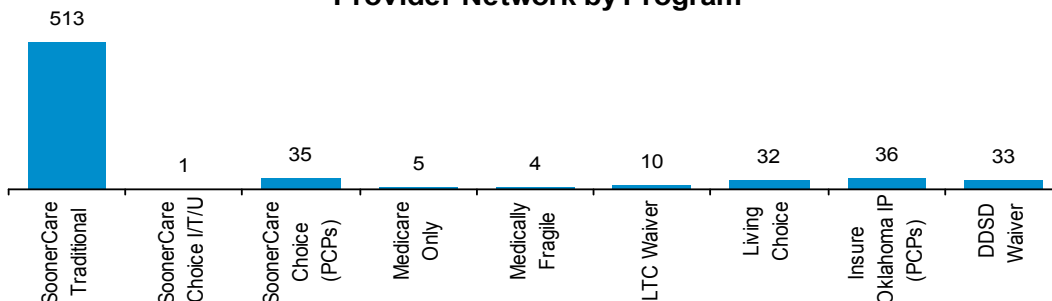


### Primary Care Provider (PCP) Capacities

SoonerCare Program	Total Capacity	% of Capacity Used
SoonerCare Choice	21,600	22.74%
SoonerCare Choice I/T/U	5,000	47.14%
Insure Oklahoma IP	11,000	0.33%

Total Capacity represents the maximum number of members that PCPs request to have assigned within OHCA's limit. Panels on hold status are excluded from the capacity calculation.

### Provider Network by Program



### Acronyms

- DDSD - Developmental Disabilities Services Division
- DME - Durable Medical Equipment
- IP - Individual Plan
- I/T/U - Indian Health Service/Tribal/ Urban Indian
- LTC - Long-Term Care
- PCMH - Patient Centered Medical Home
- PCP - Primary Care Provider

# Provider Fast Facts by County

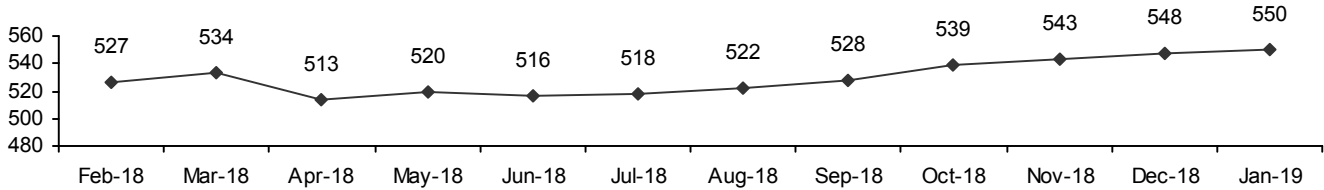
January 2019



## Pottawatomie County

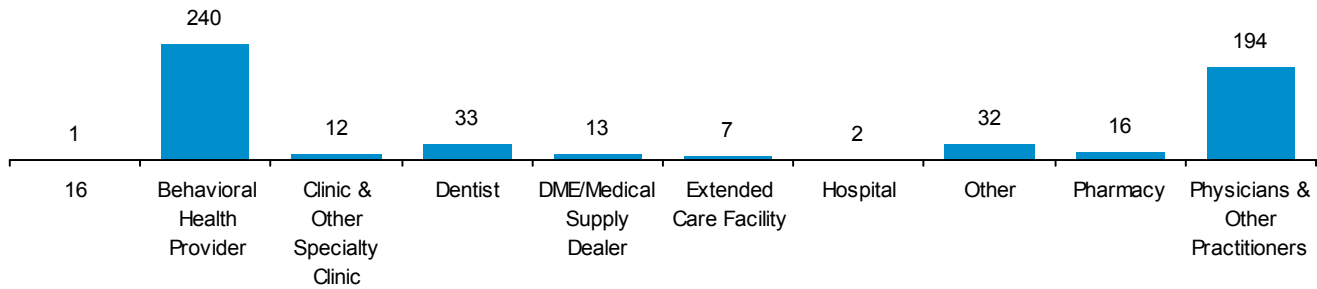
Provider Network is providers who are contracted to provide health care services by locations, programs, types, and specialties. Providers are being counted multiple times if they have multiple locations, programs, types, and/or specialties. The term "contracted" is defined as a provider that was enrolled with Oklahoma SoonerCare within the reporting period, it does not necessarily indicate participation.

**Provider Network Count**



3 Newly Enrolled Provider. The data is based on the new provider IDs added to the system during the reporting month. The effective date of the contract may or may not be in that month.

**Provider Network by Type**

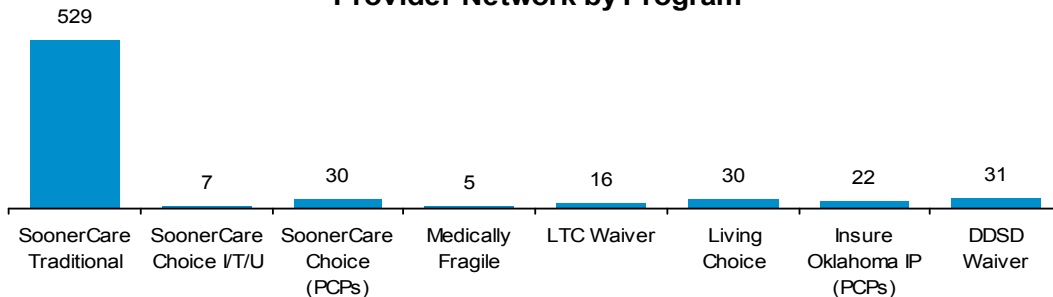


**Primary Care Provider (PCP) Capacities**

SoonerCare Program	Total Capacity	% of Capacity Used
SoonerCare Choice	12,000	67.82%
SoonerCare Choice I/T/U	9,150	15.25%
Insure Oklahoma IP	14,025	0.45%

Total Capacity represents the maximum number of members that PCPs request to have assigned within OHCA's limit. Panels on hold status are excluded from the capacity calculation.

**Provider Network by Program**



**Acronyms**

- DDSD - Developmental Disabilities Services Division
- DME - Durable Medical Equipment
- IP - Individual Plan
- I/T/U - Indian Health Service/Tribal/ Urban Indian
- LTC - Long-Term Care
- PCMH - Patient Centered Medical Home
- PCP - Primary Care Provider

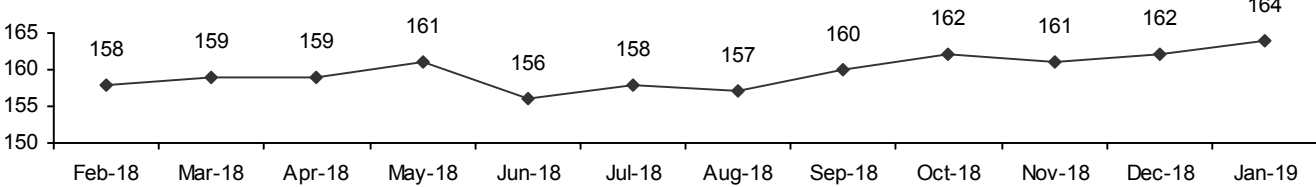
# Provider Fast Facts by County

January 2019

## Pushmataha County

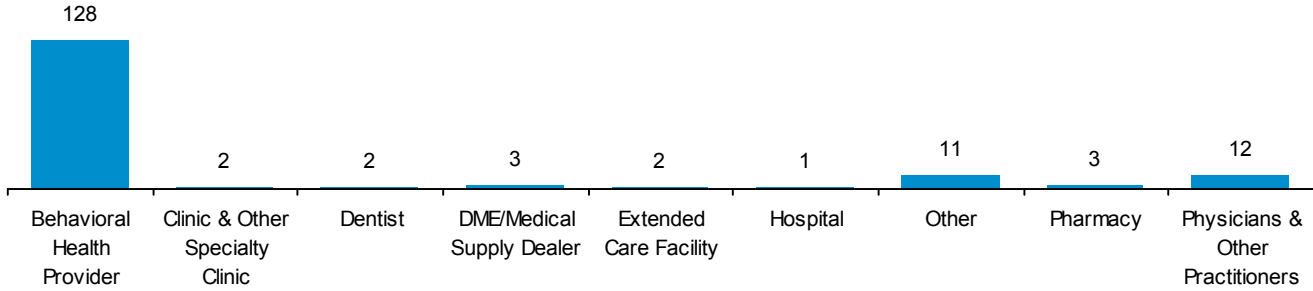
Provider Network is providers who are contracted to provide health care services by locations, programs, types, and specialties. Providers are being counted multiple times if they have multiple locations, programs, types, and/or specialties. The term "contracted" is defined as a provider that was enrolled with Oklahoma SoonerCare within the reporting period, it does not necessarily indicate participation.

**Provider Network Count**



1 Newly Enrolled Provider. The data is based on the new provider IDs added to the system during the reporting month. The effective date of the contract may or may not be in that month.

**Provider Network by Type**

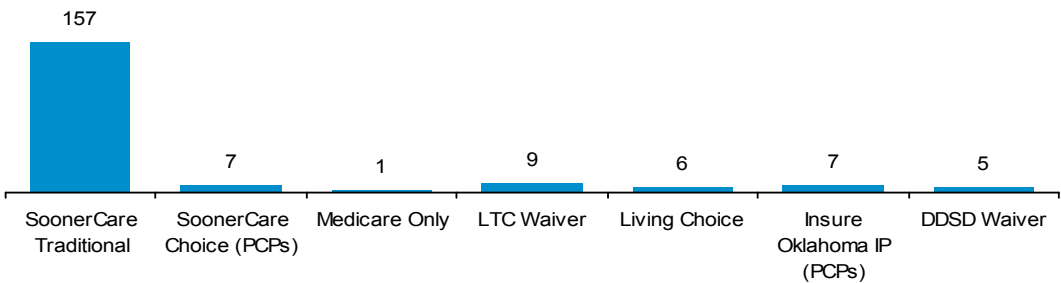


**Primary Care Provider (PCP) Capacities**

SoonerCare Program	Total Capacity	% of Capacity Used
SoonerCare Choice	12,000	12.29%
Insure Oklahoma IP	1,500	1.13%

Total Capacity represents the maximum number of members that PCPs request to have assigned within OHCA's limit. Panels on hold status are excluded from the capacity calculation.

**Provider Network by Program**



**Acronyms**

- DDSD - Developmental Disabilities Services Division
- DME - Durable Medical Equipment
- IP - Individual Plan
- I/T/U - Indian Health Service/Tribal/ Urban Indian
- LTC - Long-Term Care
- PCMH - Patient Centered Medical Home
- PCP - Primary Care Provider



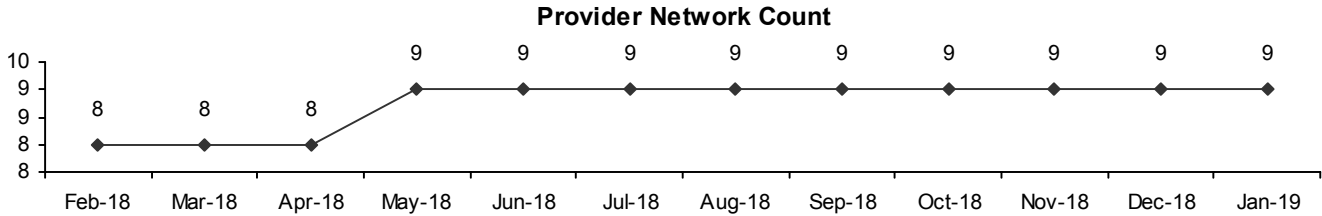
# Provider Fast Facts by County

January 2019

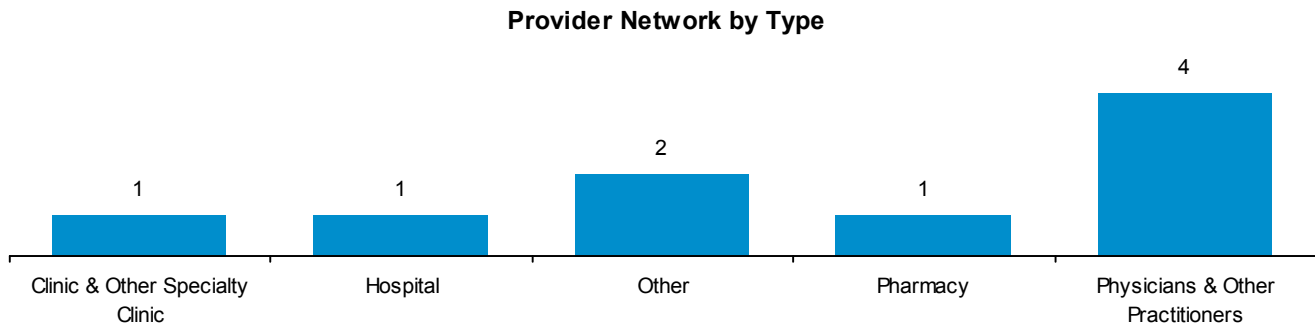


## Roger Mills County

Provider Network is providers who are contracted to provide health care services by locations, programs, types, and specialties. Providers are being counted multiple times if they have multiple locations, programs, types, and/or specialties. The term "contracted" is defined as a provider that was enrolled with Oklahoma SoonerCare within the reporting period, it does not necessarily indicate participation.



0 Newly Enrolled Provider. The data is based on the new provider IDs added to the system during the reporting month. The effective date of the contract may or may not be in that month.

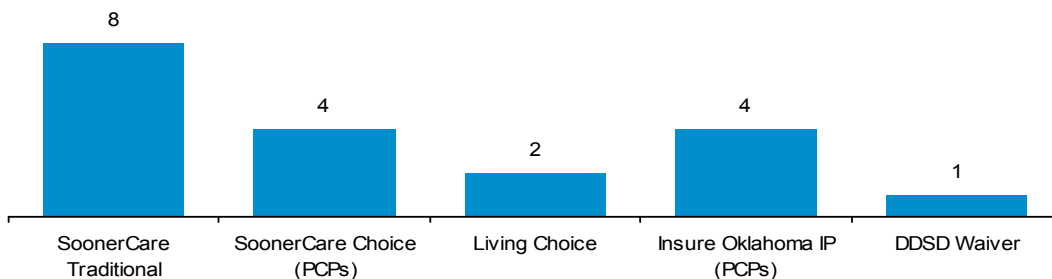


### Primary Care Provider (PCP) Capacities

SoonerCare Program	Total Capacity	% of Capacity Used
SoonerCare Choice	1,100	18.36%
Insure Oklahoma IP	2,500	0.16%

Total Capacity represents the maximum number of members that PCPs request to have assigned within OHCA's limit. Panels on hold status are excluded from the capacity calculation.

### Provider Network by Program



### Acronyms

- DDSD - Developmental Disabilities Services Division
- DME - Durable Medical Equipment
- IP - Individual Plan
- I/T/U - Indian Health Service/Tribal/ Urban Indian
- LTC - Long-Term Care
- PCMH - Patient Centered Medical Home
- PCP - Primary Care Provider

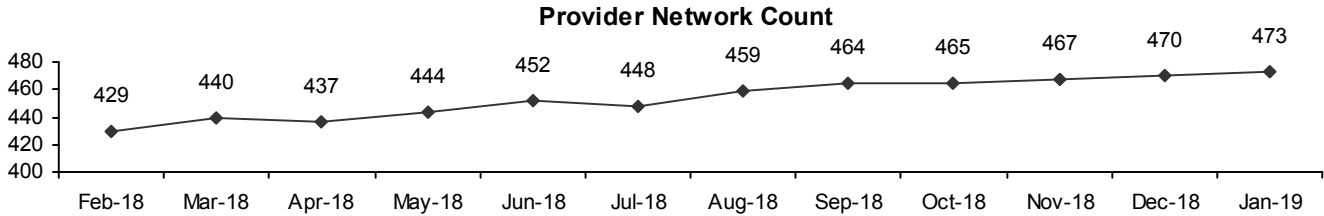
# Provider Fast Facts by County

January 2019

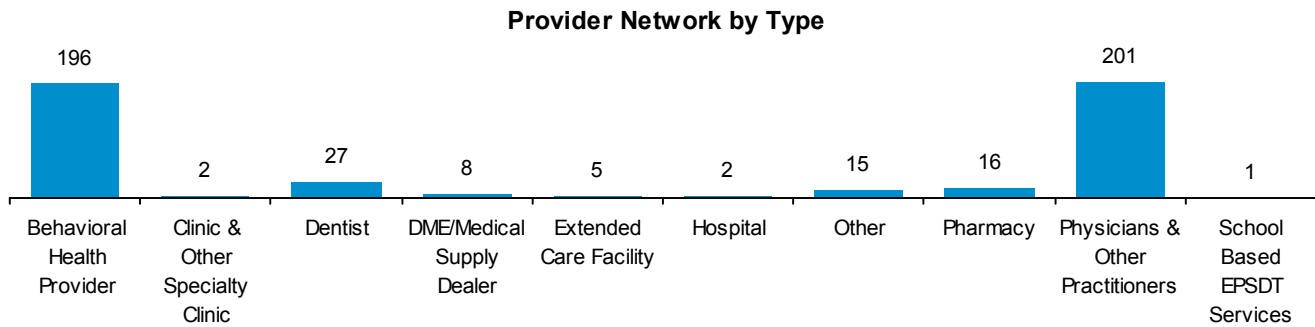


## Rogers County

Provider Network is providers who are contracted to provide health care services by locations, programs, types, and specialties. Providers are being counted multiple times if they have multiple locations, programs, types, and/or specialties. The term "contracted" is defined as a provider that was enrolled with Oklahoma SoonerCare within the reporting period, it does not necessarily indicate participation.



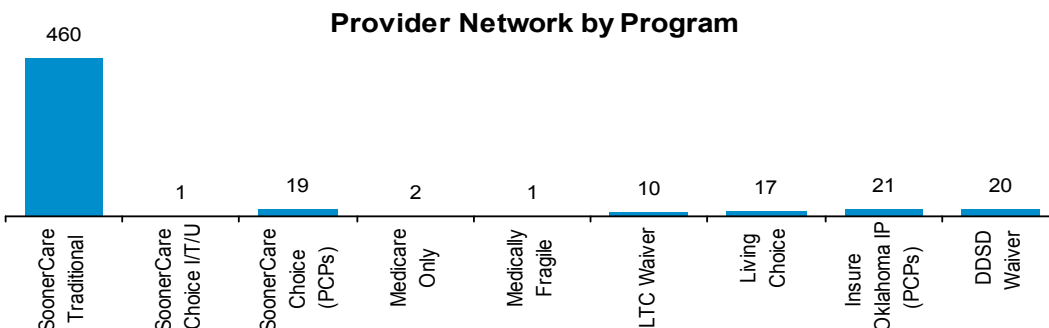
5 Newly Enrolled Provider. The data is based on the new provider IDs added to the system during the reporting month. The effective date of the contract may or may not be in that month.



### Primary Care Provider (PCP) Capacities

SoonerCare Program	Total Capacity	% of Capacity Used
SoonerCare Choice	6,700	69.04%
SoonerCare Choice I/T/U	2,500	31.12%
Insure Oklahoma IP	3,251	1.48%

Total Capacity represents the maximum number of members that PCPs request to have assigned within OHCA's limit. Panels on hold status are excluded from the capacity calculation.



### Acronyms

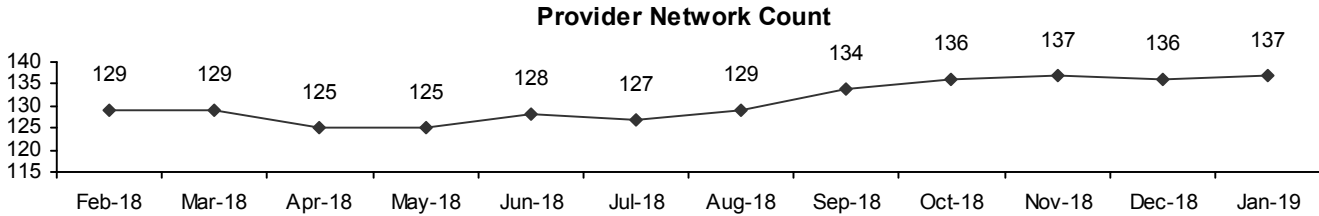
- DDSD - Developmental Disabilities Services Division
- DME - Durable Medical Equipment
- IP - Individual Plan
- I/T/U - Indian Health Service/Tribal/ Urban Indian
- LTC - Long-Term Care
- PCMH - Patient Centered Medical Home
- PCP - Primary Care Provider

# Provider Fast Facts by County

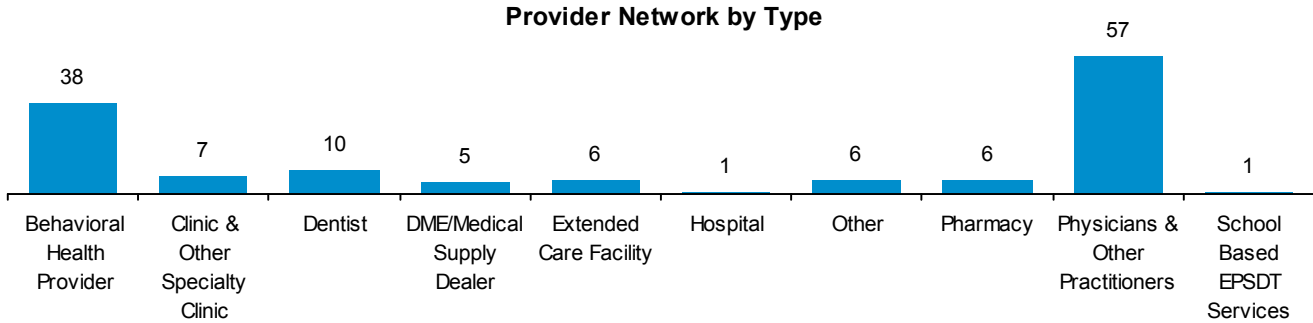
January 2019

## Seminole County

Provider Network is providers who are contracted to provide health care services by locations, programs, types, and specialties. Providers are being counted multiple times if they have multiple locations, programs, types, and/or specialties. The term "contracted" is defined as a provider that was enrolled with Oklahoma SoonerCare within the reporting period, it does not necessarily indicate participation.



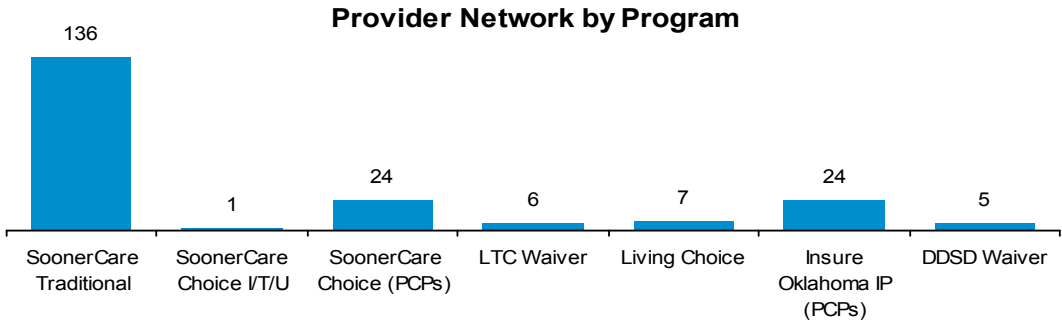
1 Newly Enrolled Provider. The data is based on the new provider IDs added to the system during the reporting month. The effective date of the contract may or may not be in that month.



### Primary Care Provider (PCP) Capacities

SoonerCare Program	Total Capacity	% of Capacity Used
SoonerCare Choice	15,700	26.11%
SoonerCare Choice I/T/U	2,500	20.04%
Insure Oklahoma IP	4,450	1.17%

Total Capacity represents the maximum number of members that PCPs request to have assigned within OHCA's limit. Panels on hold status are excluded from the capacity calculation.



### Acronyms

- DDSD - Developmental Disabilities Services Division
- DME - Durable Medical Equipment
- IP - Individual Plan
- I/T/U - Indian Health Service/Tribal/ Urban Indian
- LTC - Long-Term Care
- PCMH - Patient Centered Medical Home
- PCP - Primary Care Provider

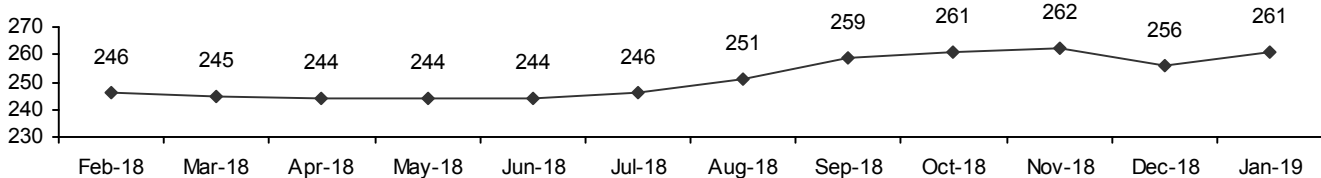
# Provider Fast Facts by County

January 2019

## Sequoyah County

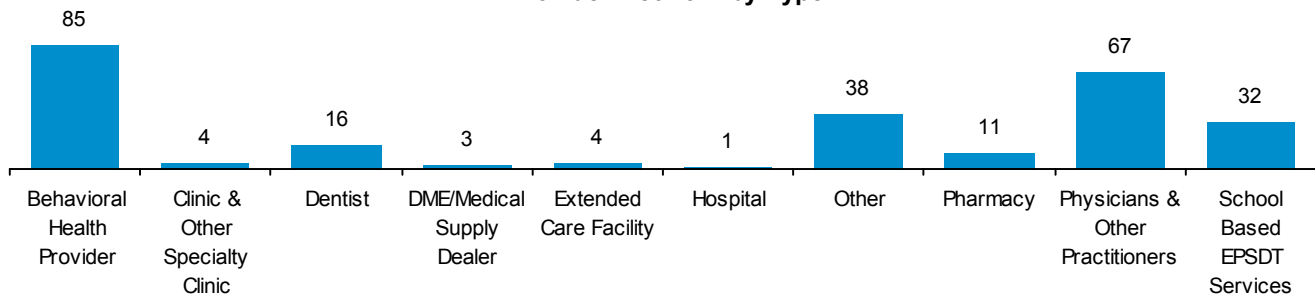
Provider Network is providers who are contracted to provide health care services by locations, programs, types, and specialties. Providers are being counted multiple times if they have multiple locations, programs, types, and/or specialties. The term "contracted" is defined as a provider that was enrolled with Oklahoma SoonerCare within the reporting period, it does not necessarily indicate participation.

**Provider Network Count**



1 Newly Enrolled Provider. The data is based on the new provider IDs added to the system during the reporting month. The effective date of the contract may or may not be in that month.

**Provider Network by Type**

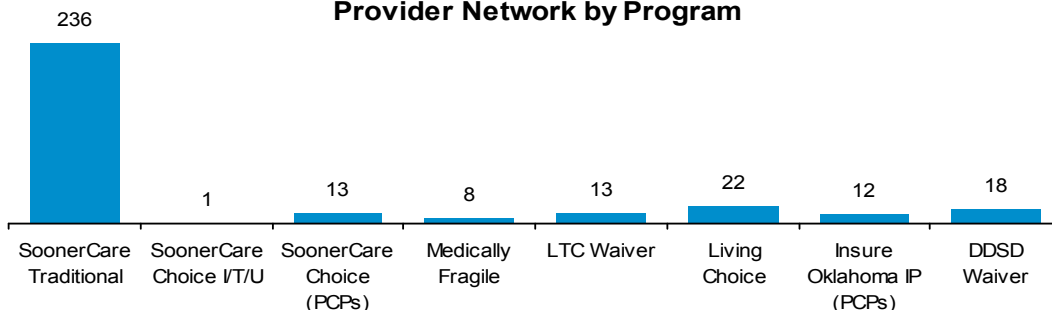


**Primary Care Provider (PCP) Capacities**

SoonerCare Program	Total Capacity	% of Capacity Used
SoonerCare Choice	12,805	41.26%
SoonerCare Choice I/T/U	2,500	34.24%
Insure Oklahoma IP	3,550	0.93%

Total Capacity represents the maximum number of members that PCPs request to have assigned within OHCA's limit. Panels on hold status are excluded from the capacity calculation.

**Provider Network by Program**



**Acronyms**

- DDSD - Developmental Disabilities Services Division
- DME - Durable Medical Equipment
- IP - Individual Plan
- I/T/U - Indian Health Service/Tribal/ Urban Indian
- LTC - Long-Term Care
- PCMH - Patient Centered Medical Home
- PCP - Primary Care Provider

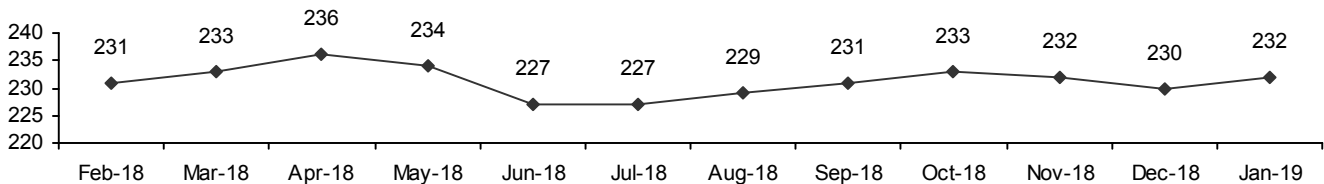
# Provider Fast Facts by County

January 2019

## Stephens County

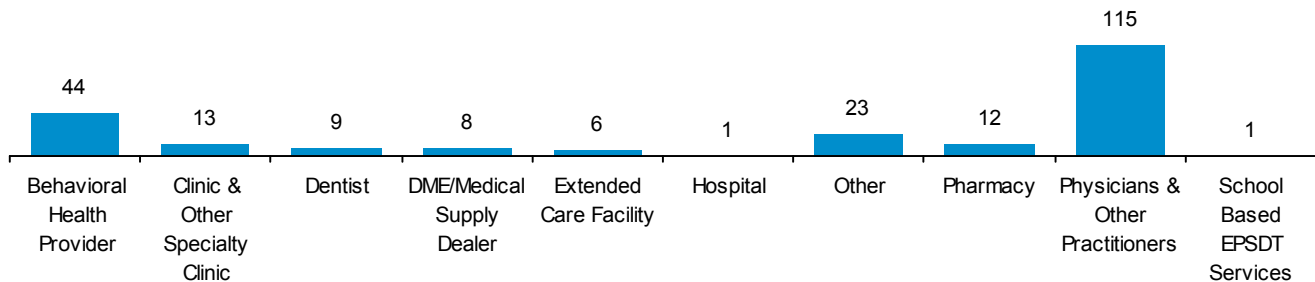
Provider Network is providers who are contracted to provide health care services by locations, programs, types, and specialties. Providers are being counted multiple times if they have multiple locations, programs, types, and/or specialties. The term "contracted" is defined as a provider that was enrolled with Oklahoma SoonerCare within the reporting period, it does not necessarily indicate participation.

**Provider Network Count**



1 Newly Enrolled Provider. The data is based on the new provider IDs added to the system during the reporting month. The effective date of the contract may or may not be in that month.

**Provider Network by Type**

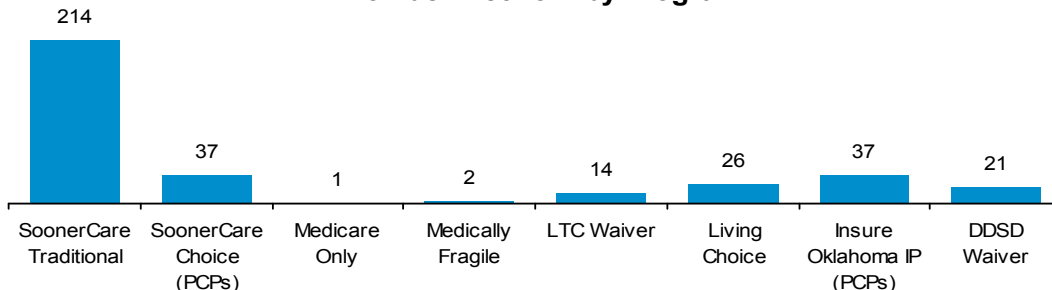


**Primary Care Provider (PCP) Capacities**

SoonerCare Program	Total Capacity	% of Capacity Used
SoonerCare Choice	21,724	26.39%
Insure Oklahoma IP	12,559	0.72%

Total Capacity represents the maximum number of members that PCPs request to have assigned within OHCA's limit. Panels on hold status are excluded from the capacity calculation.

**Provider Network by Program**



**Acronyms**

- DDSD - Developmental Disabilities Services Division
- DME - Durable Medical Equipment
- IP - Individual Plan
- I/T/U - Indian Health Service/Tribal/ Urban Indian
- LTC - Long-Term Care
- PCMH - Patient Centered Medical Home
- PCP - Primary Care Provider

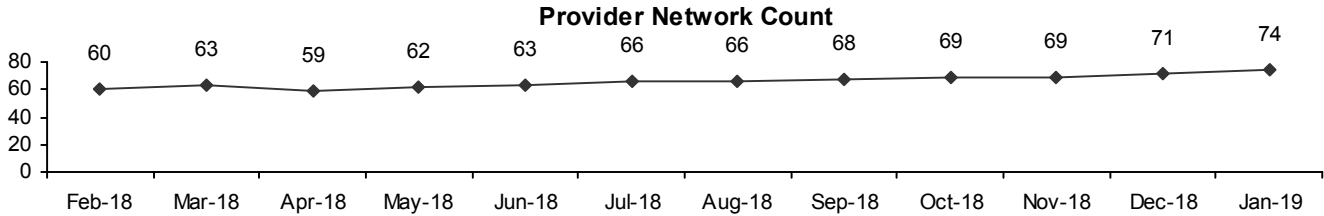
# Provider Fast Facts by County

January 2019

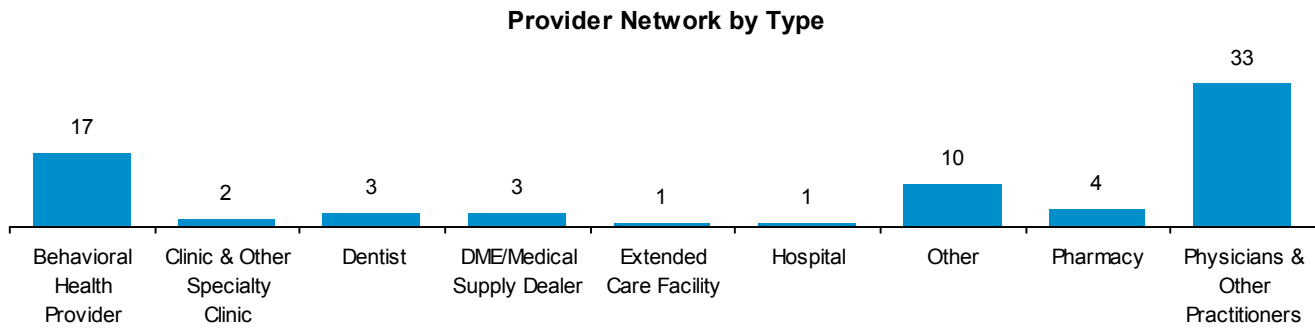
## Texas County



Provider Network is providers who are contracted to provide health care services by locations, programs, types, and specialties. Providers are being counted multiple times if they have multiple locations, programs, types, and/or specialties. The term "contracted" is defined as a provider that was enrolled with Oklahoma SoonerCare within the reporting period, it does not necessarily indicate participation.



2 Newly Enrolled Provider. The data is based on the new provider IDs added to the system during the reporting month. The effective date of the contract may or may not be in that month.

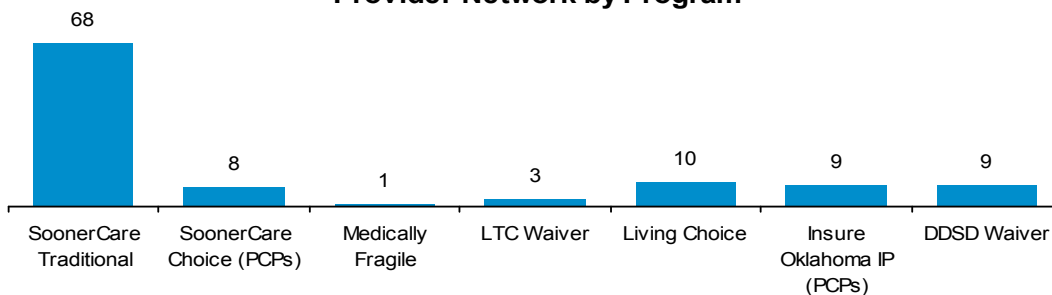


### Primary Care Provider (PCP) Capacities

SoonerCare Program	Total Capacity	% of Capacity Used
SoonerCare Choice	2,850	43.96%
Insure Oklahoma IP	1,925	1.71%

Total Capacity represents the maximum number of members that PCPs request to have assigned within OHCA's limit. Panels on hold status are excluded from the capacity calculation.

### Provider Network by Program



### Acronyms

- DDSD - Developmental Disabilities Services Division
- DME - Durable Medical Equipment
- IP - Individual Plan
- I/T/U - Indian Health Service/Tribal/ Urban Indian
- LTC - Long-Term Care
- PCMH - Patient Centered Medical Home
- PCP - Primary Care Provider

# Provider Fast Facts by County

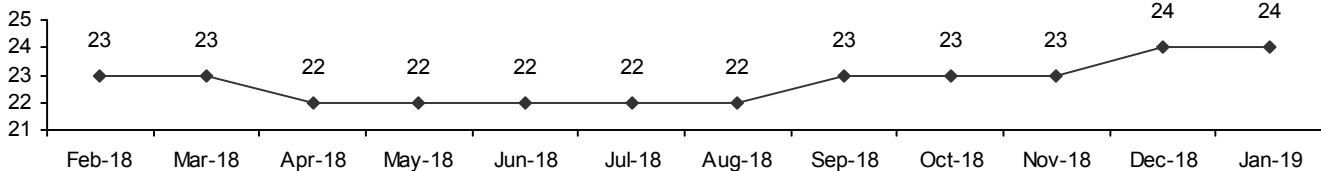
January 2019

## Tillman County



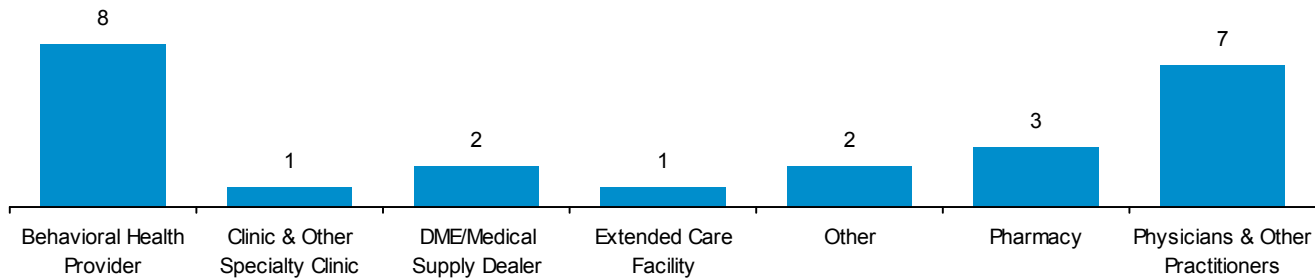
Provider Network is providers who are contracted to provide health care services by locations, programs, types, and specialties. Providers are being counted multiple times if they have multiple locations, programs, types, and/or specialties. The term "contracted" is defined as a provider that was enrolled with Oklahoma SoonerCare within the reporting period, it does not necessarily indicate participation.

**Provider Network Count**



0 Newly Enrolled Provider. The data is based on the new provider IDs added to the system during the reporting month. The effective date of the contract may or may not be in that month.

**Provider Network by Type**

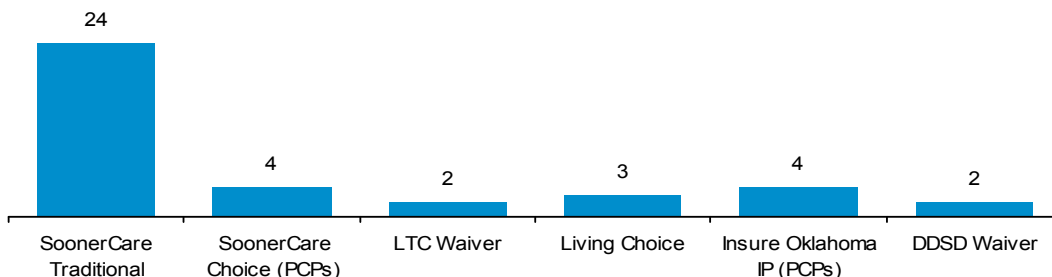


**Primary Care Provider (PCP) Capacities**

SoonerCare Program	Total Capacity	% of Capacity Used
SoonerCare Choice	5,500	15.85%
Insure Oklahoma IP	2,600	0.46%

Total Capacity represents the maximum number of members that PCPs request to have assigned within OHCA's limit. Panels on hold status are excluded from the capacity calculation.

**Provider Network by Program**



**Acronyms**

- DDSD - Developmental Disabilities Services Division
- DME - Durable Medical Equipment
- IP - Individual Plan
- I/T/U - Indian Health Service/Tribal/ Urban Indian
- LTC - Long-Term Care
- PCMH - Patient Centered Medical Home
- PCP - Primary Care Provider

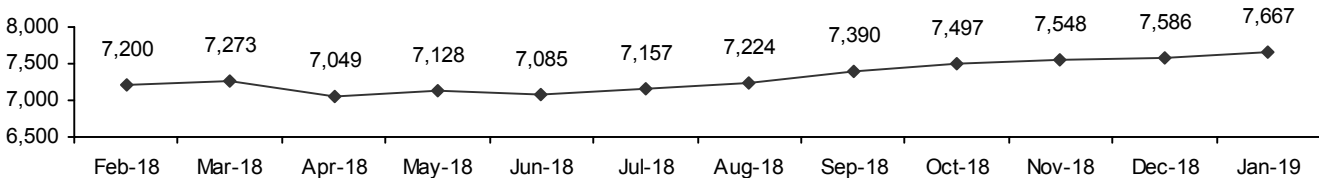
# Provider Fast Facts by County

January 2019

## Tulsa County

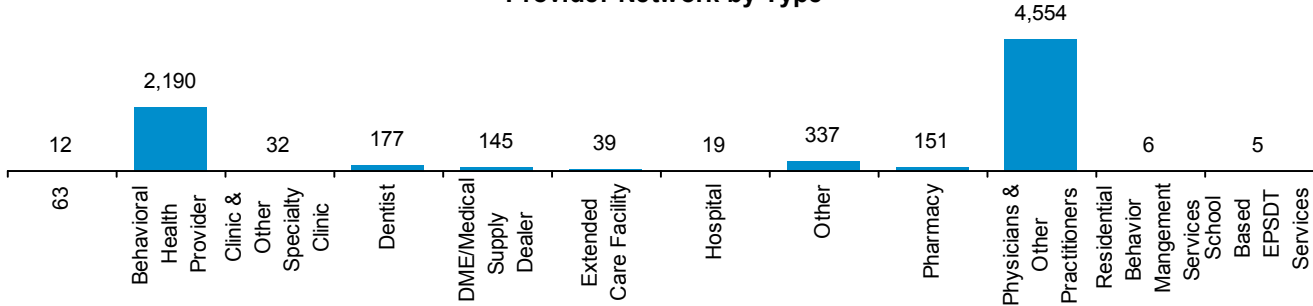
Provider Network is providers who are contracted to provide health care services by locations, programs, types, and specialties. Providers are being counted multiple times if they have multiple locations, programs, types, and/or specialties. The term "contracted" is defined as a provider that was enrolled with Oklahoma SoonerCare within the reporting period, it does not necessarily indicate participation.

**Provider Network Count**



30 Newly Enrolled Provider. The data is based on the new provider IDs added to the system during the reporting month. The effective date of the contract may or may not be in that month.

**Provider Network by Type**

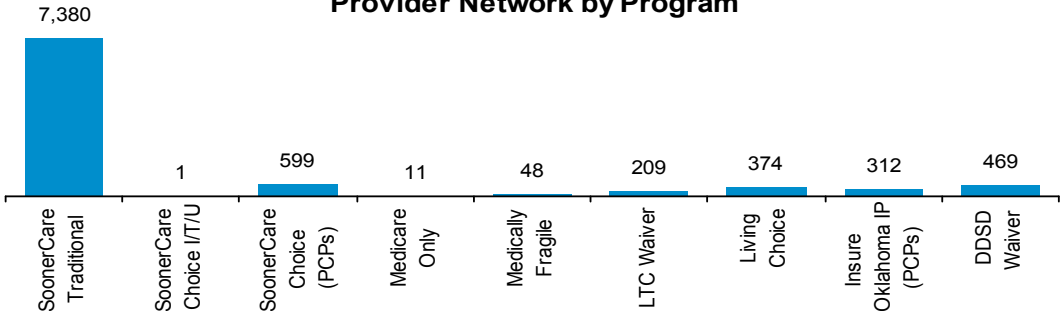


**Primary Care Provider (PCP) Capacities**

SoonerCare Program	Total Capacity	% of Capacity Used
SoonerCare Choice	229,960	45.05%
SoonerCare Choice I/T/U	2,500	51.56%
Insure Oklahoma IP	43,276	1.40%

Total Capacity represents the maximum number of members that PCPs request to have assigned within OHCA's limit. Panels on hold status are excluded from the capacity calculation.

**Provider Network by Program**



**Acronyms**

- DDSD - Developmental Disabilities Services Division
- DME - Durable Medical Equipment
- IP - Individual Plan
- I/T/U - Indian Health Service/Tribal/ Urban Indian
- LTC - Long-Term Care
- PCMH - Patient Centered Medical Home
- PCP - Primary Care Provider



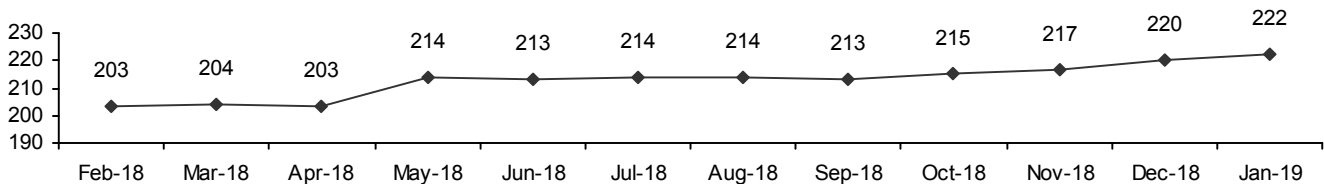
# Provider Fast Facts by County

January 2019

## Wagoner County

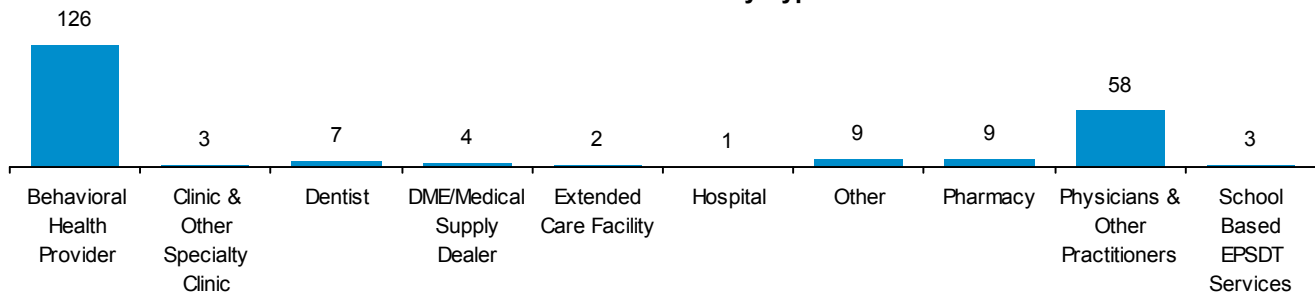
Provider Network is providers who are contracted to provide health care services by locations, programs, types, and specialties. Providers are being counted multiple times if they have multiple locations, programs, types, and/or specialties. The term "contracted" is defined as a provider that was enrolled with Oklahoma SoonerCare within the reporting period, it does not necessarily indicate participation.

**Provider Network Count**



2 Newly Enrolled Provider. The data is based on the new provider IDs added to the system during the reporting month. The effective date of the contract may or may not be in that month.

**Provider Network by Type**

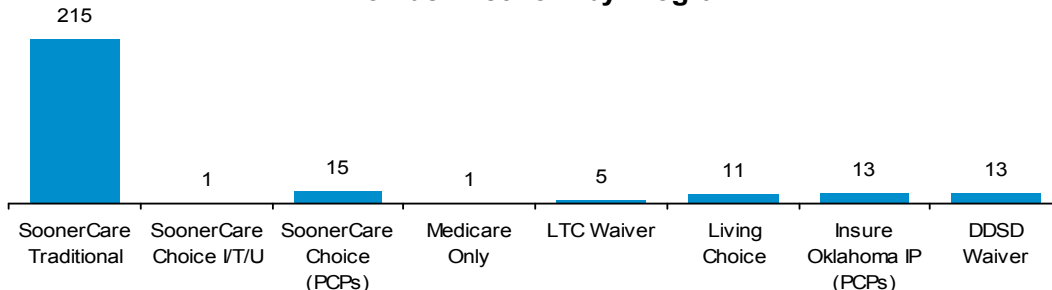


**Primary Care Provider (PCP) Capacities**

SoonerCare Program	Total Capacity	% of Capacity Used
SoonerCare Choice	5,600	59.75%
SoonerCare Choice I/T/U	2,500	13.40%
Insure Oklahoma IP	3,450	1.42%

Total Capacity represents the maximum number of members that PCPs request to have assigned within OHCA's limit. Panels on hold status are excluded from the capacity calculation.

**Provider Network by Program**



**Acronyms**

- DDSD - Developmental Disabilities Services Division
- DME - Durable Medical Equipment
- IP - Individual Plan
- I/T/U - Indian Health Service/Tribal/ Urban Indian
- LTC - Long-Term Care
- PCMH - Patient Centered Medical Home
- PCP - Primary Care Provider

# Provider Fast Facts by County

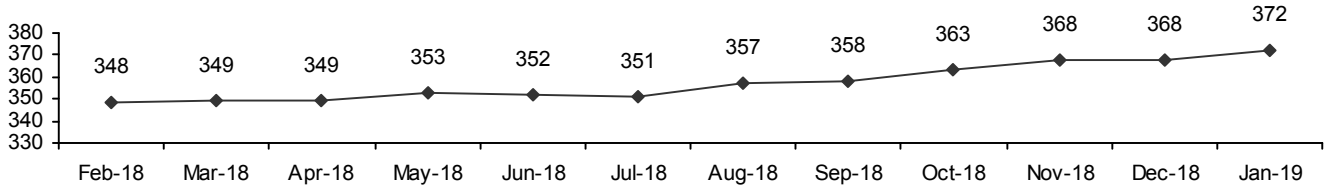
January 2019



## Washington County

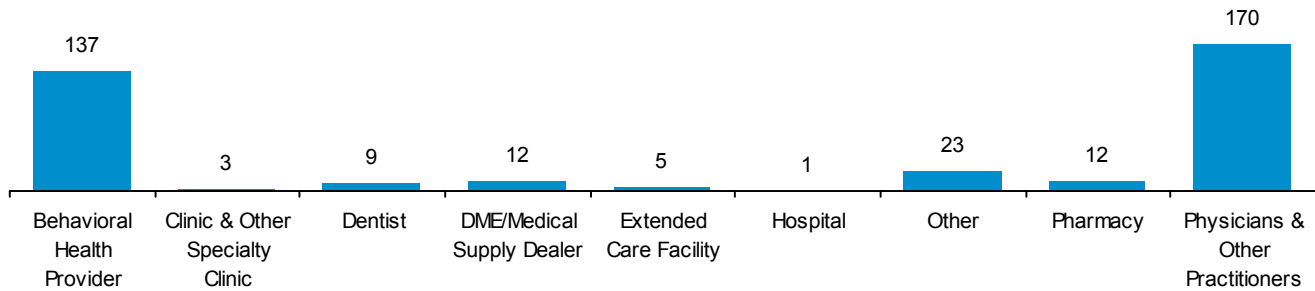
Provider Network is providers who are contracted to provide health care services by locations, programs, types, and specialties. Providers are being counted multiple times if they have multiple locations, programs, types, and/or specialties. The term "contracted" is defined as a provider that was enrolled with Oklahoma SoonerCare within the reporting period, it does not necessarily indicate participation.

**Provider Network Count**



1 Newly Enrolled Provider. The data is based on the new provider IDs added to the system during the reporting month. The effective date of the contract may or may not be in that month.

**Provider Network by Type**

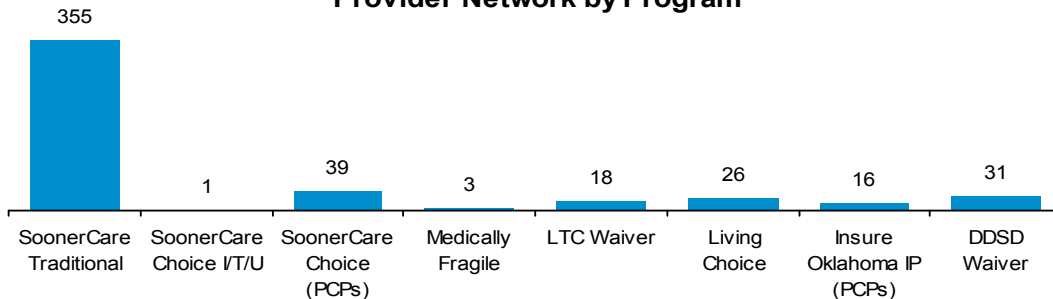


**Primary Care Provider (PCP) Capacities**

SoonerCare Program	Total Capacity	% of Capacity Used
SoonerCare Choice	12,725	51.72%
SoonerCare Choice I/T/U	2,500	0.76%
Insure Oklahoma IP	6,640	0.53%

Total Capacity represents the maximum number of members that PCPs request to have assigned within OHCA's limit. Panels on hold status are excluded from the capacity calculation.

**Provider Network by Program**



**Acronyms**

- DDSD - Developmental Disabilities Services Division
- DME - Durable Medical Equipment
- IP - Individual Plan
- I/T/U - Indian Health Service/Tribal/ Urban Indian
- LTC - Long-Term Care
- PCMH - Patient Centered Medical Home
- PCP - Primary Care Provider

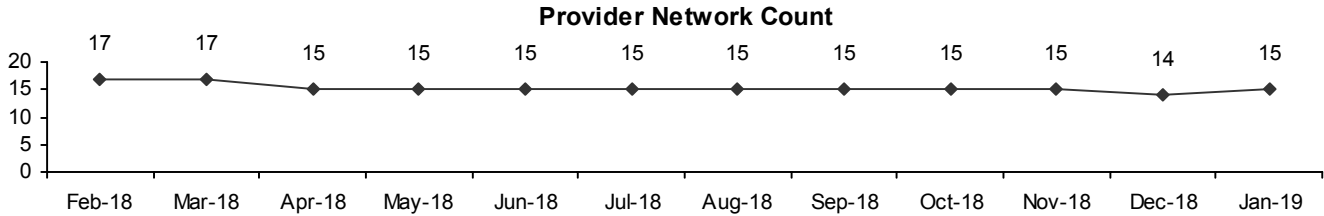
# Provider Fast Facts by County

January 2019

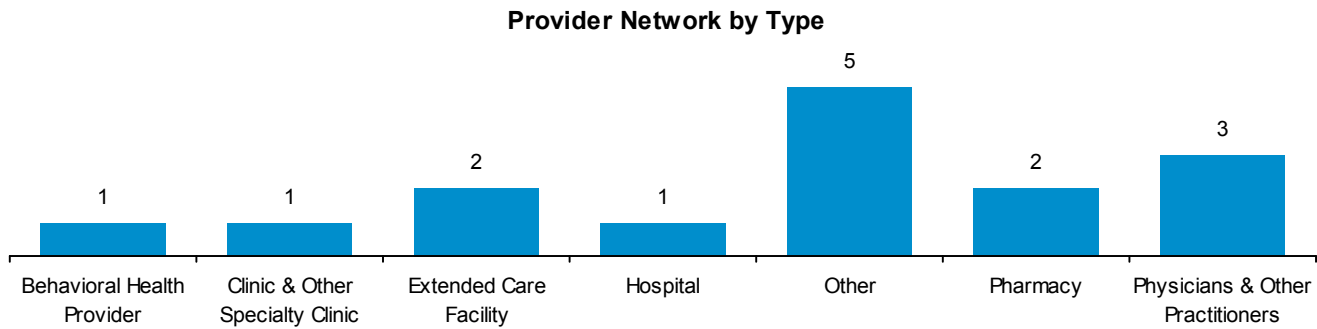


## Washita County

Provider Network is providers who are contracted to provide health care services by locations, programs, types, and specialties. Providers are being counted multiple times if they have multiple locations, programs, types, and/or specialties. The term "contracted" is defined as a provider that was enrolled with Oklahoma SoonerCare within the reporting period, it does not necessarily indicate participation.



0 Newly Enrolled Provider. The data is based on the new provider IDs added to the system during the reporting month. The effective date of the contract may or may not be in that month.

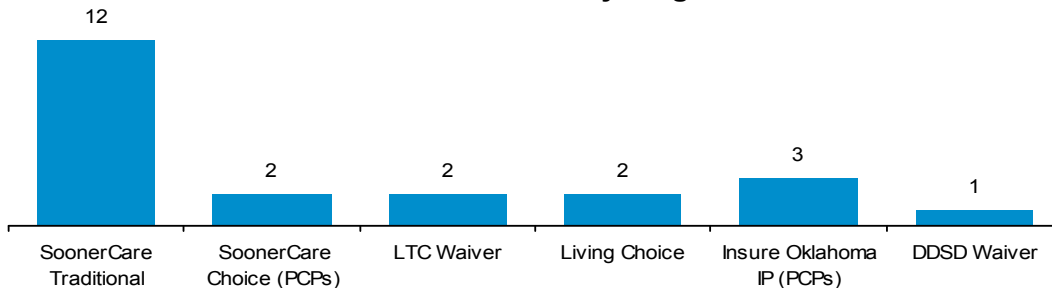


### Primary Care Provider (PCP) Capacities

SoonerCare Program	Total Capacity	% of Capacity Used
SoonerCare Choice	700	47.14%
Insure Oklahoma IP	225	1.33%

Total Capacity represents the maximum number of members that PCPs request to have assigned within OHCA's limit. Panels on hold status are excluded from the capacity calculation.

### Provider Network by Program



### Acronyms

- DDSD - Developmental Disabilities Services Division
- DME - Durable Medical Equipment
- IP - Individual Plan
- I/T/U - Indian Health Service/Tribal/ Urban Indian
- LTC - Long-Term Care
- PCMH - Patient Centered Medical Home
- PCP - Primary Care Provider

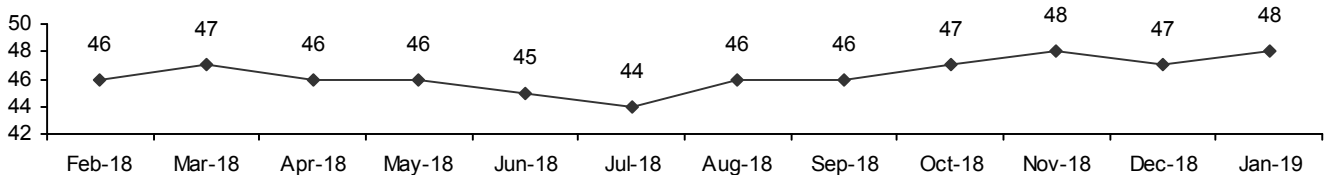
# Provider Fast Facts by County

January 2019

## Woods County

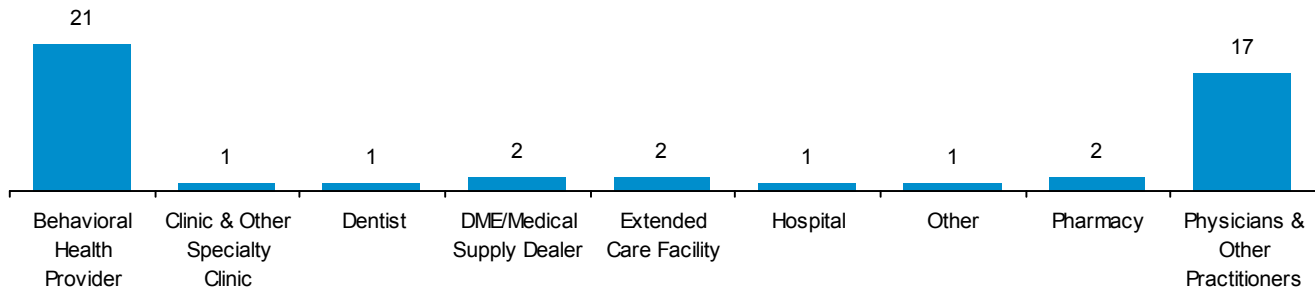
Provider Network is providers who are contracted to provide health care services by locations, programs, types, and specialties. Providers are being counted multiple times if they have multiple locations, programs, types, and/or specialties. The term "contracted" is defined as a provider that was enrolled with Oklahoma SoonerCare within the reporting period, it does not necessarily indicate participation.

**Provider Network Count**



0 Newly Enrolled Provider. The data is based on the new provider IDs added to the system during the reporting month. The effective date of the contract may or may not be in that month.

**Provider Network by Type**

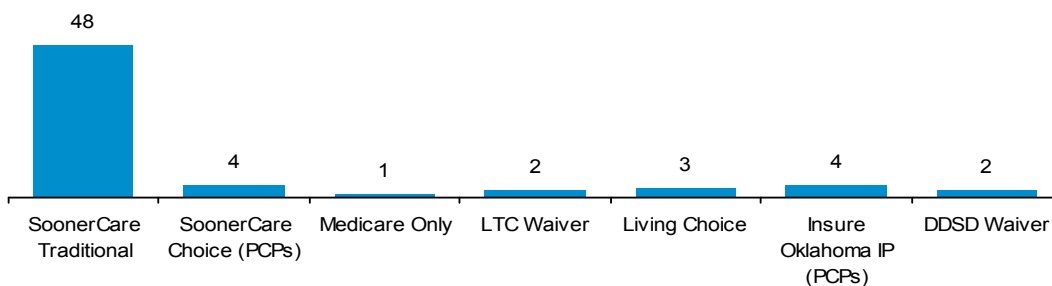


**Primary Care Provider (PCP) Capacities**

SoonerCare Program	Total Capacity	% of Capacity Used
SoonerCare Choice	700	37.14%
Insure Oklahoma IP	560	0.71%

Total Capacity represents the maximum number of members that PCPs request to have assigned within OHCA's limit. Panels on hold status are excluded from the capacity calculation.

**Provider Network by Program**



**Acronyms**

- DDSD - Developmental Disabilities Services Division
- DME - Durable Medical Equipment
- IP - Individual Plan
- I/T/U - Indian Health Service/Tribal/ Urban Indian
- LTC - Long-Term Care
- PCMH - Patient Centered Medical Home
- PCP - Primary Care Provider

# Provider Fast Facts by County

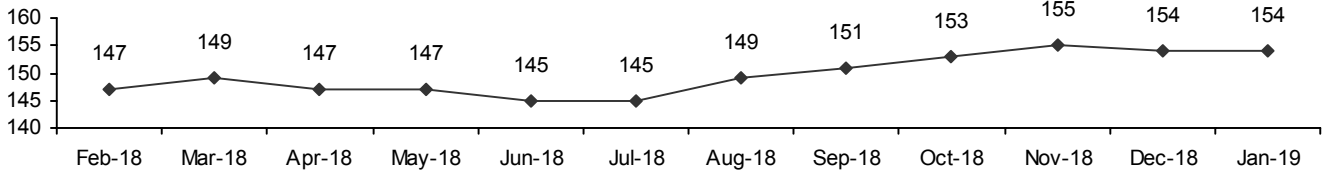
January 2019



## Woodward County

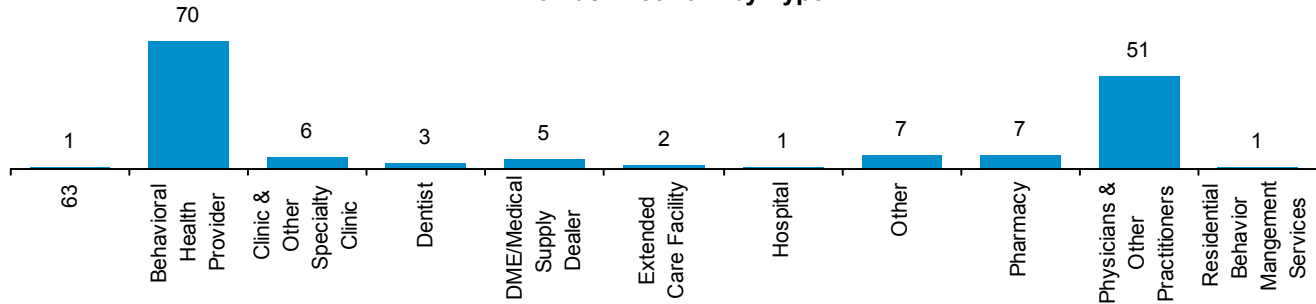
Provider Network is providers who are contracted to provide health care services by locations, programs, types, and specialties. Providers are being counted multiple times if they have multiple locations, programs, types, and/or specialties. The term "contracted" is defined as a provider that was enrolled with Oklahoma SoonerCare within the reporting period, it does not necessarily indicate participation.

**Provider Network Count**



0 Newly Enrolled Provider. The data is based on the new provider IDs added to the system during the reporting month. The effective date of the contract may or may not be in that month.

**Provider Network by Type**

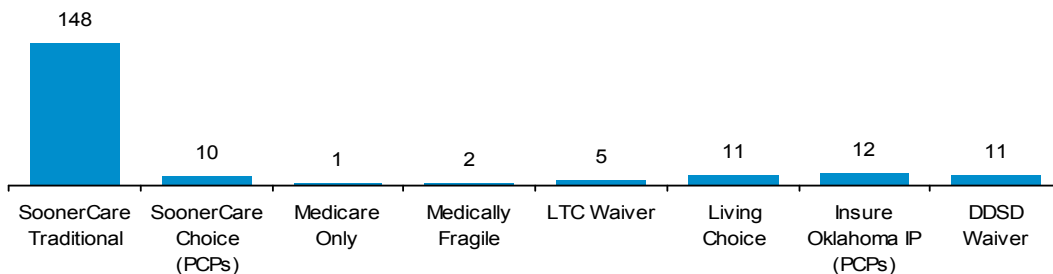


**Primary Care Provider (PCP) Capacities**

SoonerCare Program	Total Capacity	% of Capacity Used
SoonerCare Choice	5,350	47.70%
Insure Oklahoma IP	2,330	1.50%

Total Capacity represents the maximum number of members that PCPs request to have assigned within OHCA's limit. Panels on hold status are excluded from the capacity calculation.

**Provider Network by Program**



**Acronyms**

- DDSD - Developmental Disabilities Services Division
- DME - Durable Medical Equipment
- IP - Individual Plan
- I/T/U - Indian Health Service/Tribal/ Urban Indian
- LTC - Long-Term Care
- PCMH - Patient Centered Medical Home
- PCP - Primary Care Provider