

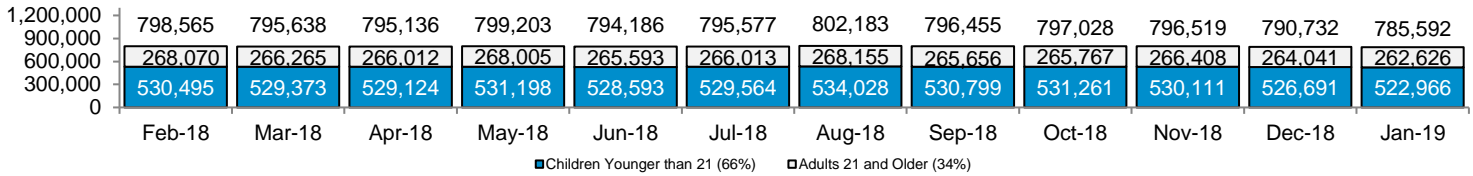
Behavioral Health Fast Facts

January 2019



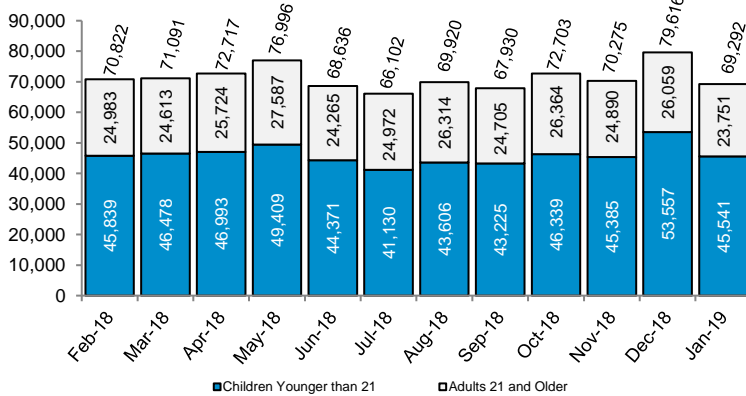
OHCA's **Behavioral Health Program** provides a behavioral health care benefit for adults 21 years of age and older and children under 21 years of age who are enrolled in SoonerCare (Traditional & Choice) programs.

SoonerCare Enrollment

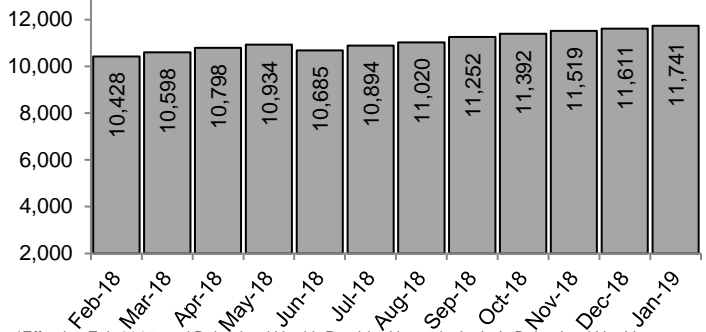


Notes: The enrollment numbers are SoonerCare only Insure Oklahoma is excluded, all other figures include both SoonerCare & IP. The increase in enrollment beginning in January 2014 was by majority due to the requirement to maintain coverage through March 2014

Members Receiving Behavioral Health Services

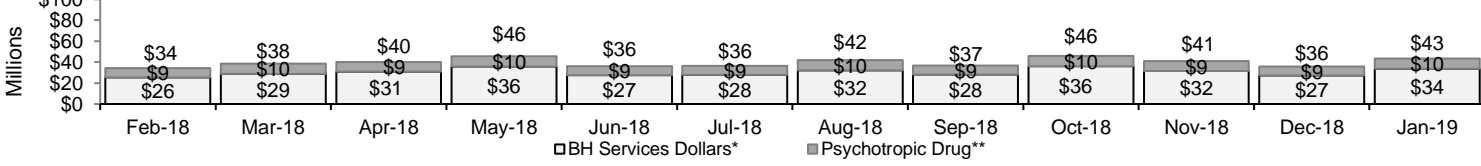


Total Behavioral Health Provider Networks*



*Effective Feb 2017 total Behavioral Health Provider Networks include Behavioral Health Provider, Psychiatric Hospital, RTC (Residential Treatment Center), Psychiatrist, and RBMS (Residential Behavior Management Services). Provider Networks are comprised of providers who are contracted to provide health care services by locations, programs, types, and specialties. Providers are being counted multiple times if they have multiple locations, programs, types, and/or specialties. Provider contract process may vary from month to month.

Reimbursement



*Totals may not sum correctly due to rounding calculations.

**Prescription claims that are not coded with diagnostic information and drugs used to treat behavioral health conditions may be used for some physical health conditions as well. This figure includes all uses of the drug included within behavioral health categories.

Behavioral Health Services Reimbursement*

Category of Service	Children Younger than 21			Adults 21 and Older		
	Reimbursement	Members Served*	Average per Member	Reimbursement	Members Served*	Average per Member
Inpatient (Acute-General)	\$76,843	42	\$1,830	\$332,457	141	\$2,358
*Inpatient (Acute-Freestanding)	\$0					
Psychiatric Residential Treatment Facility (PRTF)	\$2,383,289	449	\$5,308			
Outpatient	\$17,555,233	39,739	\$442	\$9,393,485	19,039	\$493
Psychologist	\$745,207	3,523	\$212	\$255,910	1,025	\$250
Psychiatrist	\$464,069	3,098	\$150	\$316,878	3,937	\$80
Residential Behavior Mgmt Services (Group)	\$1,088,162	416	\$2,616			
Residential Behavior Mgmt Services (TFC) (Therapeutic Foster Care)	\$330,801	178	\$1,858			
SMI/SED Case Management	\$129,577	2,546	\$51	\$101,741	1,975	\$52
Other OP Behavioral Hlth Services	\$40,166	93	\$432	\$333,953	926	\$361
Total** (Unduplicated)	\$22,813,348	45,541	\$501	\$10,734,423	23,751	\$452

*Behavioral Health Services Reimbursement is based on category of service. It does not include diagnosis information, which may not include all the expenses related to behavioral health services. Behavioral Health Services Reimbursement average 9% (as of SFY 2011) of the overall annual SoonerCare budget (excluding Psychotropic Drugs²). *There were on adjustments applied this month for the Adult Inpatient (Acute - Freestanding).

**The Total is an unduplicated count, members are only being counted once. Member Served counts members multiple times if they have multiple Category of Services, however, they are only counted once under each category of service.

Reporting of figures are based on the final payment date of the claims. Trends from month to month vary due to sporadic billing, or Provider contract process.

This publication is authorized by the Oklahoma Health Care Authority in accordance with state and federal regulations. OHCA is in compliance with Title VI and Title VII of the Civil rights Act and the Rehabilitation Act of 1973. For additional copies, you can go online to OHCA's website www.ohca.org/research/data. The Oklahoma Health Care Authority does not discriminate on the basis of race, color, national origin, gender, religion, age or disability in employment or the provision of services. The data was compiled by Office of Data Governance & Analytics and is valid as of the report date and is subject to change.