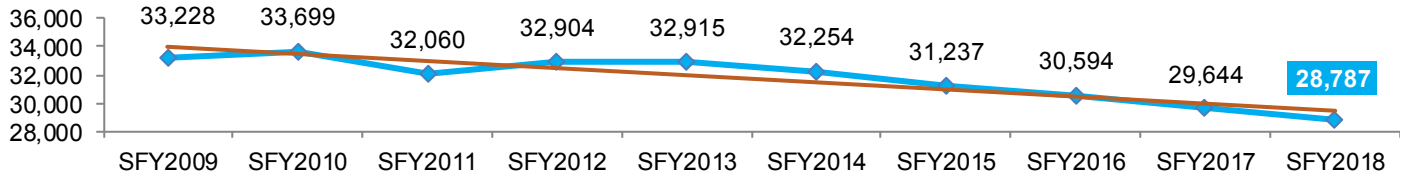


SoonerCare Delivery Fast Facts

SFY2018

Below are the delivery figures of SoonerCare members with paid claims for date of service during the period of July 1, 2017 through June 30, 2018. Data is based on mother's claims with a delivery code, it does not represent live births. Mothers with multiple delivery dates will be counted multiple times; mothers having multiple babies on the same day will be counted once. Data may include members with TPL (Third Party Liability) or Medicare.

SoonerCare Deliveries
State Fiscal Year

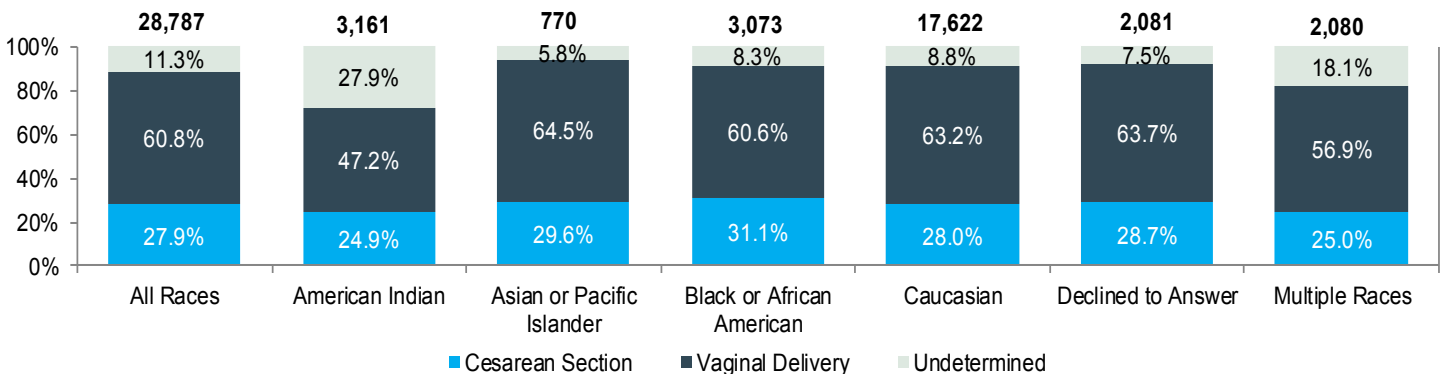


Mother's Race and Age

Race	17 and Younger	18 - 19	20 - 24	25 - 34	35 and Older	Race Total	Percent
American Indian	102	332	1,230	1,309	188	3,161	11%
Asian or Pacific Islander	9	24	147	468	122	770	3%
Black or African American	85	234	1,044	1,441	269	3,073	11%
Caucasian	521	1,507	5,869	8,119	1,606	17,622	61%
Two or More Races	72	219	809	875	105	2,080	7%
Declined to Answer	58	160	663	998	202	2,081	7%
Age Group Total	847	2,476	9,762	13,210	2,492	28,787	100%
Hispanic or Latino	232	502	1,818	2,854	767	6,173	21%
Non-Hispanic or Latino	615	1,974	7,944	10,356	1,725	22,614	79%

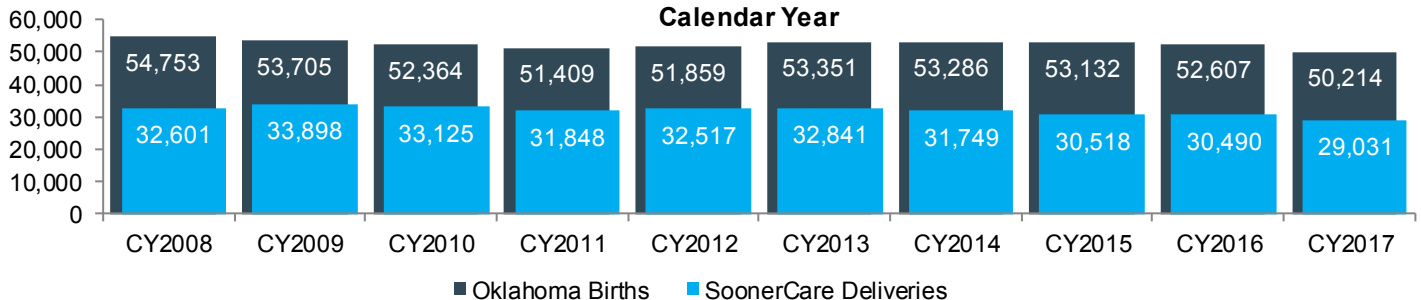
Race is self-reported by members at the time of enrollment. Members selected two or more races are group in the two or more races category. Hispanic or Latino is an ethnicity instead a race, it can be of any race and is accounted for in a race category. Data is based on mother's age at the time of delivery.

Inpatient Delivery



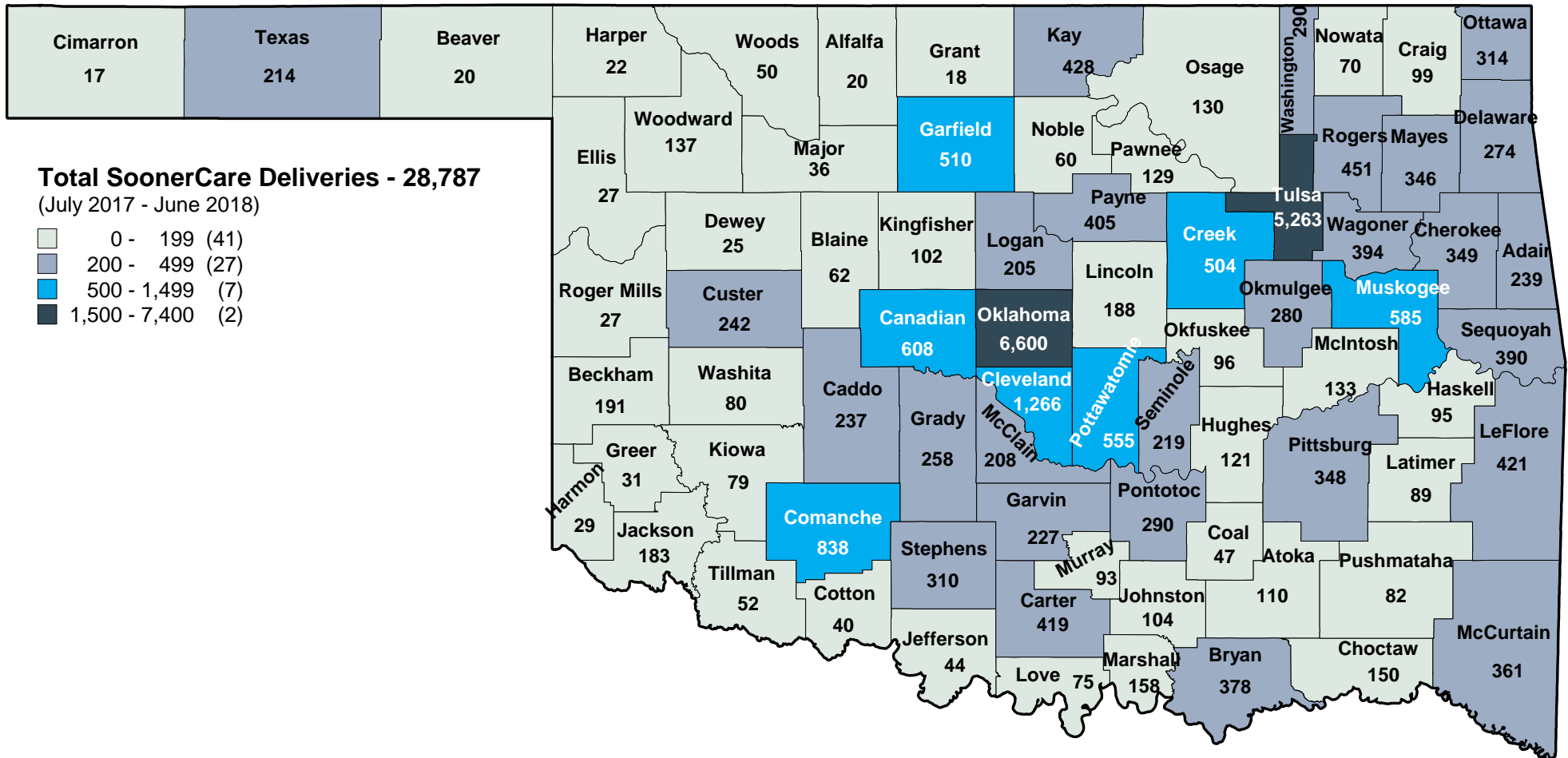
Data is based on DRG (Diagnosis Related Grouping) from inpatient claims. However, IHS (Indian Health Services) facilities do not use DRG to bill, these deliveries are being counted as Undetermined, which is reflected on the American Indian population. Undetermined are deliveries without a corresponding paid inpatient claim at the time data was collected.

Oklahoma Births and SoonerCare Deliveries
Calendar Year



Oklahoma Births figures are from Oklahoma State Department of Health (does not include out-of-state births) and SoonerCare Deliveries figures are from OHCA (includes out-of-state deliveries which paid for by SoonerCare). Birth refers to live birth and delivery refers to a paid claim with a delivery code, it does not represent live births.

SoonerCare Delivery Fast Facts SFY2018



County data is based on the mother's address as of 10/3/2018, a member may be relocated to another state after the delivery (240 members have out-of-state address).