

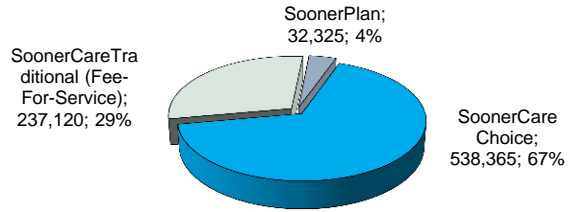
SoonerCare Fast Facts

November 2017

TOTAL ENROLLMENT – OKLAHOMA SOONERCARE (MEDICAID)

Qualifying Group	Age Group	Enrollment	% of Total
Aged/Blind/Disabled	Child	18,552	2.30%
Aged/Blind/Disabled	Adult	140,502	17.39%
Children/Parents	Child	513,497	63.57%
Children/Parents	Adult	76,944	9.53%
Other	Child	363	0.04%
Other	Adult	24,580	3.04%
Oklahoma Cares (Breast and Cervical Cancer)		409	0.05%
SoonerPlan (Family Planning)		32,325	4.00%
TEFRA		638	0.08%

Delivery System Breakdown of Total Enrollment



Total Enrollment	807,810	Adults	272,075	34%
		Children	535,735	66%

OTHER Group includes—DDSD State-PKU-Q1-Q2-Refugee--SLMB--Soon to be Sooners (STBS) and TB patients. The Total Enrollment figure makes up 457,976 cases. A case is used to group members of the same family living in the same household.

For more information go to www.okhca.org under Individuals then to Programs. Insure Oklahoma members are NOT included in the figures above.

Unless stated otherwise, CHILD is defined as an individual under the age of 21.

Note that all subsequent figures are groups within the above total enrollment numbers (except Insure Oklahoma). SoonerPlan members are not entitled to the full scope of benefits, only family planning services are covered.

The Insure Oklahoma is a program to assist qualifying small business owners, employees & their spouses (Employer-Sponsored Insurance- ESI) with health insurance premiums and some individual Oklahomans (Individual Plan-IP) with limited health coverage. www.insureoklahoma.org

New Enrollees

Oklahoma SoonerCare members that have not been enrolled in the past 6 months.

Adult	6,787
Child	8,553
Total	15,340

CHIP Breakdown of Total Enrollment

Members qualifying for SoonerCare (Medicaid) eligibility under the CHIP program are under age 19 and have income between the maximum for standard eligibility and the expanded Federal Poverty Level (FPL) income

Age Breakdown	% of FPL	CHIP Enrollees
INSURE OK DEPENDENTS (ESI)		196
PRENATAL		3,654
INFANT	170% to 210%	2,012
1 to 5	152% to 210%	18,713
6 to 13	116% to 210%	53,093
14-18	66% to 210%	47,463
Total		125,131

Other Enrollment Facts

Total Enrollment (Including Insure Oklahoma) - 827,390

Unduplicated Enrollment SFY (July through report month including Insure Oklahoma) - 919,227

Other Breakdowns of Total Enrollment

Oklahoma SoonerCare (Medicaid) members residing in a long-term care facility - 15,120

Oklahoma persons enrolled in both Medicare and Medicaid (Dual Enrollees) - 114,642

SoonerCare (Medicaid) members enrolled in Home & Community-Based Services (HCBS) Waivers - 22,939

SoonerCare (Medicaid) members enrolled in Program of All-Inclusive Care for the Elderly (PACE) - 423

Small Businesses Enrolled in ESI	Employees w/ ESI	Individual Plan (IP) Members
4,515	14,351	5,236

Race Breakdown of Total Enrollment

	Children	Adults	Percent	Pregnant Women
American Indian	61,141	21,394	10%	2,711
Asian or Pacific Islander	9,941	4,726	2%	596
Black or African American	58,347	36,573	12%	2,523
Caucasian	311,939	187,808	62%	14,843
Multiple Races	57,611	13,402	9%	1,746
Declined To Answer	36,756	8,172	6%	1,573
Hispanic Ethnicity	119,899	19,863	17%	4,904

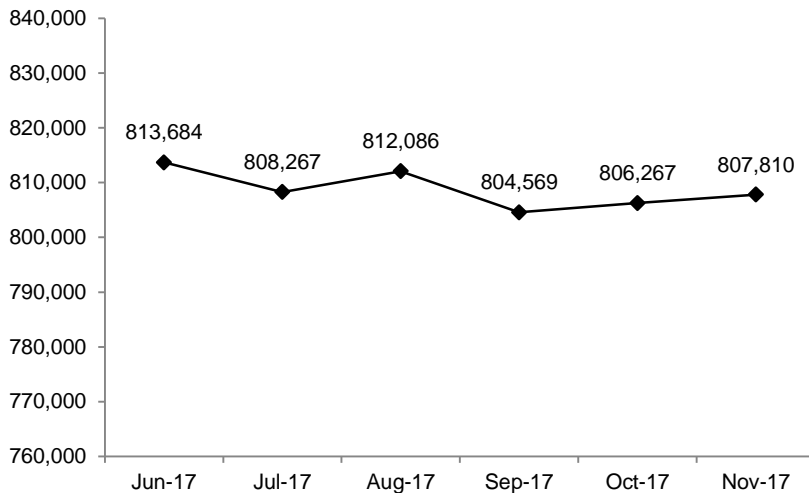
Race is self-reported by members at the time of enrollment. The multiple race members have selected two or more races. Hispanic is an ethnicity, not a race. Hispanics can be any race and are accounted for in the race category above. Pregnant women includes CHIP Prenatal.

Age Breakdown of Total Enrollment

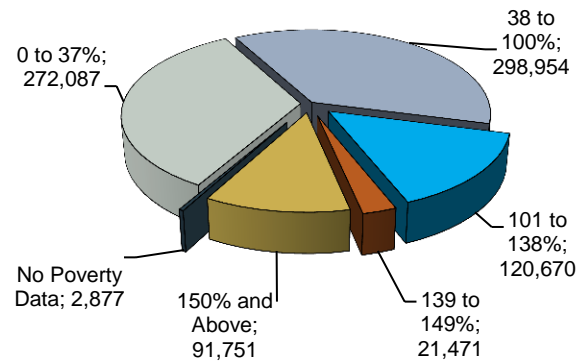


Data was compiled by the Office of Data Governance and Analytics as of the report date and is subject to change. Numbers frequently change due to certifications occurring after the data is extracted and other factors. This report is based on data within the system prior to the report date. A majority of the data is a "point in time" representation of the specific report month and is not cumulative. Unless stated otherwise, CHILD is defined as an individual under the age of 21.

Total Enrollment Trend



Percent of Federal Poverty Levels Totals



The "No Poverty Data" group consists of members with no poverty data and members enrolled with an aid category of U- DDSD State, R2 - OJA not incarcerated, or R4 - OJA incarcerated. These aid categories do not require poverty data or do not use the poverty data

November 22, 2017

OHCA Contacts: [Jo Stainsby](#) - (405) 522-7474

OHCA budget update

The Oklahoma Health Care Authority has called a special board meeting for Dec. 1 to recommend that the agency delay and reduce provider rate reductions which were approved on Nov. 9 and scheduled to go into effect Dec. 1.

The agency received \$22.8 million when Governor Mary Fallin approved sections of the appropriations bill on November 17. These funds will allow the agency to postpone and reduce the provider rate reductions until Jan. 1.

In anticipation of the agency's \$70 million reduction to its appropriation due to the loss of the smoking cessation fee and in order to submit a balanced budget, the OHCA has already taken several budget balancing actions. First, the agency developed several program changes to be implemented in SFY18 that produced savings of approximately \$3.2 million for SFY18. In addition, \$4.65 million in 2017 general revenue was returned to the agency in 2018. The agency had \$12 million in carryover from SFY17 to use. These combined savings equate to approximately \$19.85 million.

On Nov. 9, the OHCA board approved across-the-board provider rate reductions of 9 percent and 4 percent for nursing facilities as well as eliminating Medicare crossover coinsurance and deductible payments for nursing facilities to be effective Dec. 1. These actions were taken to help cover the remainder of the \$70 million base reduction.

However, with the receipt of the \$22.8 million, the agency has scheduled a State Plan Amendment Rate Committee (SPARC) meeting and an emergency board meeting for Dec. 1 to amend provider rate reductions. According to the SPARC meeting notification filed with the Office of Management and Enterprise Services, OHCA plans to submit across-the-board provider rate reductions of 6 percent (with exceptions) and 1 percent for nursing facilities as well as eliminating Medicare crossover coinsurance and deductible payments for nursing facilities to be effective Jan. 1.

"The OHCA continues to work diligently to protect providers from rate reductions. Reducing and delaying the rate reductions is part of that commitment. However, while these funds have provided an immediate relief, even with the Jan. 1 rate reductions, we are still approximately \$9.5 million short of a balanced budget," said OHCA CEO Becky Pasternik-Ikard. "We will continue to work with leadership to try to find funding solutions that will fully fund the agency and possibly allow us to reverse these reductions."