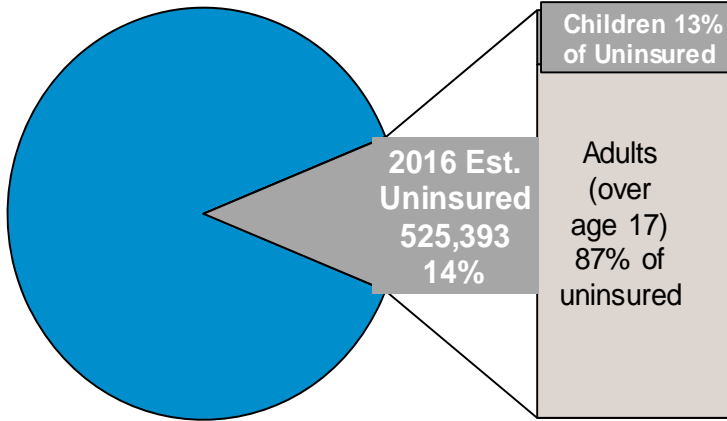


Oklahoma Uninsured Fast Facts CY2016

Below are the latest federal uninsured estimates for the state of Oklahoma. As the administrative agency of SoonerCare (Oklahoma Medicaid), the Oklahoma Health Care Authority constantly monitors the uninsured figures. Generally, our official source is the U.S. Census Bureau's American Community Survey, however, occasionally we are required to use other sources that provide alternate sub groupings such as employment, county, race, etc. For more detail you can go to www.okhca.org/research/data.

Oklahoma Total Population (CY2016)– 3,800,945
Total Oklahoma Uninsured (CY2016)– 525,393



Total Uninsured—Oklahoma & National Data

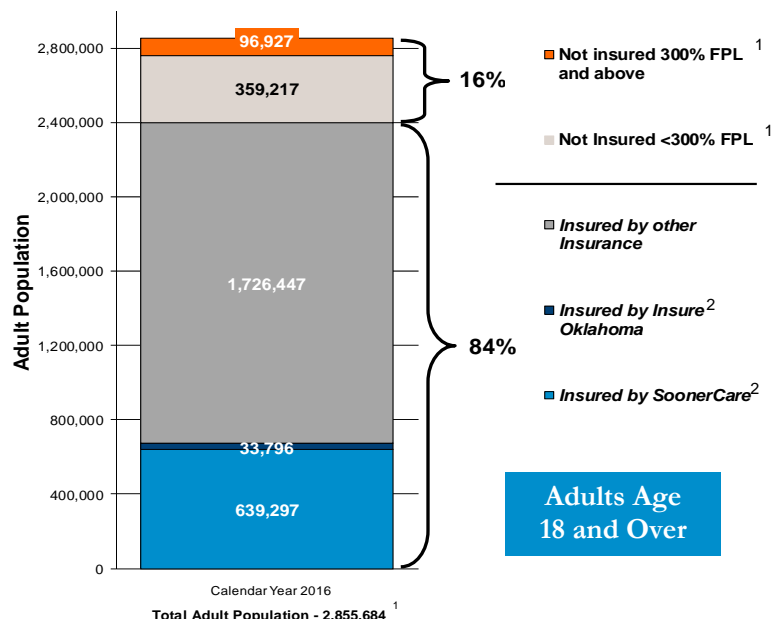
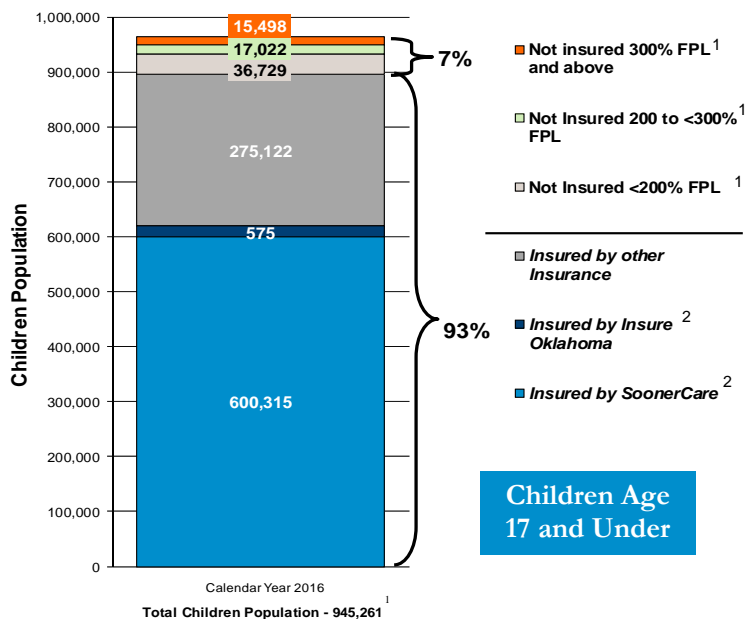
Oklahoma Uninsured CY2016		
Total	14%	of total OK population
Children (age 0-17)	7%	of OK Child population
Adults (over age 17)	16%	of OK Adult population
National Uninsured CY2016		
Total	9%	of total US population
Children (age 0-17)	4%	of US Child population
Adults (over age 17)	10%	of US Adult population

Uninsured By Federal Poverty Level and Age Range

Age Range	Total Estimated Oklahoma Population	Total Uninsured & Uninsured Percent of OK Population	Uninsured Under 100% of FPL	Uninsured Under 150% of FPL	Uninsured Under 200% of FPL	Uninsured Under 250% of FPL	Uninsured Under 300% of FPL
Total	3,800,945	525,393 13.82%	152,373	240,809	310,249	368,598	412,968
0-17	945,261	69,249 7.33%	16,522	27,757	36,729	45,154	53,751
18-64	2,286,513	452,848 19.81%	134,387	211,320	271,191	320,855	356,409
65+	569,171	3,296 0.58%	1,464	1,732	2,329	2,589	2,808

Source: US Census Bureau, American Community Survey, Table B27016: HEALTH INSURANCE COVERAGE STATUS AND TYPE BY RATIO OF INCOME TO POVERTY LEVEL IN THE PAST 12 MONTHS BY AGE and Table HI05: HEALTH INSURANCE COVERAGE STATUS AND TYPE OF COVERAGE BY STATE AND AGE FOR ALL PEOPLE, 2016 data collected in 2017. Percentages are rounded.

Oklahoma Children and Adults By Federal Poverty Level and Health Insurance Status



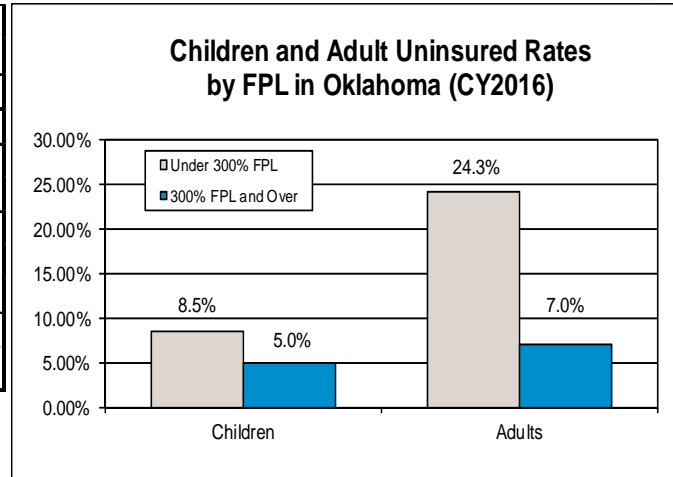
Source: ¹US Census Bureau, American Community Survey, Table B27016: HEALTH INSURANCE COVERAGE STATUS AND TYPE BY RATIO OF INCOME TO POVERTY LEVEL IN THE PAST 12 MONTHS BY AGE, 2016 data collected in 2017. <http://factfinder.census.gov> ²Unduplicated OHCA Annual Enrollment, CY 2016.

Oklahoma Uninsured Fast Facts CY2016

CY2016 Oklahoma Employee Health Insurance Coverage

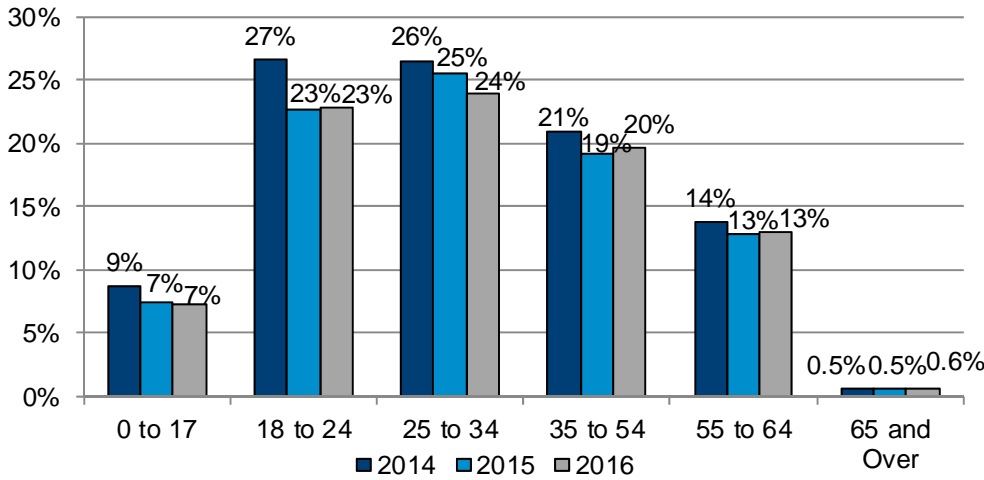
2016 Oklahoma Employee Health Insurance Coverage Information. Private Sector Only	Oklahoma Business Size by Number of Employees		
	Under 50	50 - 99	100 & Over
Total Number of Employees	375,268	125,797	845,637
Calculated number of Employees in Businesses that DO NOT offer health	169,246	13,414	8,929
Calculated number of employees that are not enrolled in health insurance in businesses that offer health insurance	75,198	66,687	393,622
Total Oklahoma private sector employees that are not covered by health insurance ¹	244,444	80,101	402,551
	65.1%	63.7%	47.6%

¹Not covered by employer insurance only.
 Source: U.S. Dept. of Health and Human Services Medical Expenditure Panel Survey (MEPS), State of Oklahoma, private sector data by firm size, 2016 MEPS state-level tables: http://meps.ahrq.gov/mepsweb/data_stats/state_tables.jsp



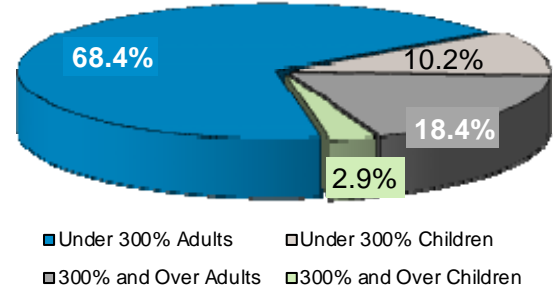
Source: US Census Bureau, American Community Survey, Table B27016: HEALTH INSURANCE COVERAGE STATUS AND TYPE BY RATIO OF INCOME TO POVERTY LEVEL IN THE PAST 12 MONTHS BY AGE, 2016 data collected in 2017.

Oklahoma Uninsured Rate By Age Range



Source: US Census Bureau, American Community Survey, Table B27001: HEALTH INSURANCE COVERAGE STATUS BY SEX BY AGE, 2016 data collected in 2017.

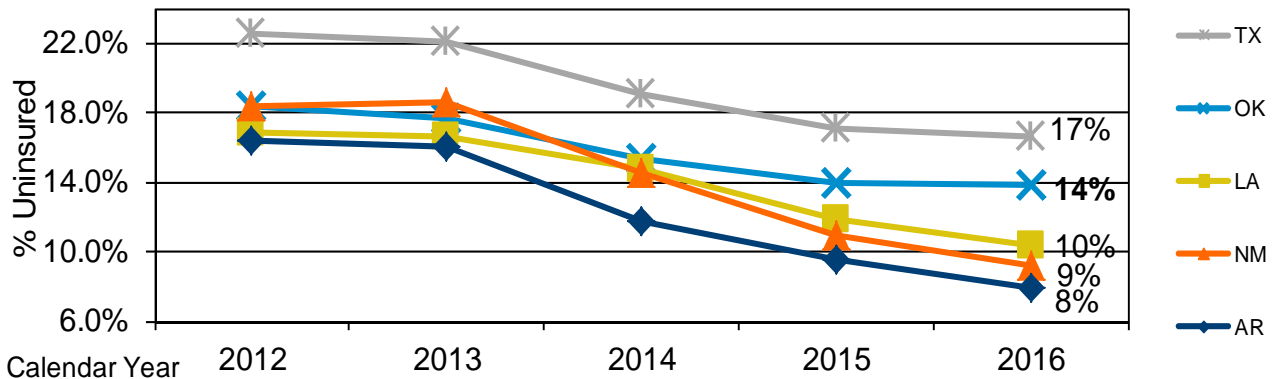
Distribution of Oklahoma's Uninsured Children and Adults by FPL (CY2016)



Source: US Census Bureau, American Community Survey, Table B27016: HEALTH INSURANCE COVERAGE STATUS AND TYPE BY RATIO OF INCOME TO POVERTY LEVEL IN THE PAST 12 MONTHS BY AGE, 2016 data collected in 2017.

Oklahoma Uninsured 5 State Regional Comparison

The Centers for Medicare & Medicaid Services (CMS) has divided the United States into regions. Oklahoma, Arkansas, Louisiana, New Mexico and Texas report to the CMS Region 6 office in Dallas, Texas.



Source: US Census Bureau, American Community Survey, Table S2701 - HEALTH INSURANCE COVERAGE STATUS, data collected in 2017.