

SoonerCare Fast Facts

July 2017

TOTAL ENROLLMENT – OKLAHOMA SOONERCARE (MEDICAID)

Qualifying Group	Age Group	Enrollment	% of Total
Aged/Blind/Disabled	Child	18,299	2.26%
Aged/Blind/Disabled	Adult	138,748	17.17%
Children/Parents	Child	514,011	63.59%
Children/Parents	Adult	77,724	9.62%
Other	Child	370	0.05%
Other	Adult	24,902	3.08%
Oklahoma Cares (Breast and Cervical Cancer)		438	0.05%
SoonerPlan (Family Planning)		33,143	4.10%
TEFRA		632	0.08%

Total Enrollment	808,267	Adults	272,241	34%
		Children	536,026	66%

OTHER Group includes—DDSD State-P KU-Q1-Q2-Refugee--SLM B -Soon-to-be-Sooners (STB S) and TB patients. The Total Enrollment figure makes up 458,858 cases. A case is used to group members of the same family living in the same household. For more information go to www.okhca.org under Individuals then to Programs. Insure Oklahoma members are NOT included in the figures above.

Unless stated otherwise, CHILD is defined as an individual under the age of 21.

Note that all subsequent figures are groups within the above total enrollment numbers (except Insure Oklahoma). SoonerPlan members are not entitled to the full scope of benefits, only family planning services are covered.

The Insure Oklahoma is a program to assist qualifying small business owners, employees & their spouses (Employer-Sponsored Insurance- ESI) with health insurance premiums and some individual Oklahomans (Individual Plan-IP) with limited health coverage. www.insureoklahoma.org

New Enrollees

Oklahoma SoonerCare members that have not been enrolled in the past 6 months.

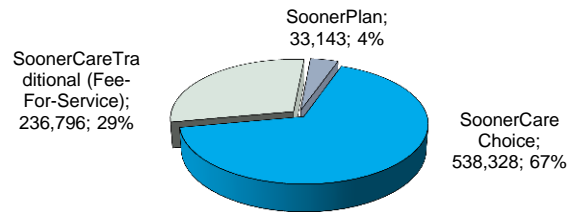
Adult	7,102
Child	8,566
Total	15,668

CHIP Breakdown of Total Enrollment

Members qualifying for SoonerCare (Medicaid) eligibility under the CHIP program are under age 19 and have income between the maximum for standard eligibility and the expanded Federal Poverty Level (FPL) income

Age Breakdown	% of FPL	CHIP Enrollees
INSURE OK DEPENDENTS (ESI)		220
PRENATAL		3,819
INFANT	170% to 210%	1,944
1 to 5	152% to 210%	18,456
6 to 13	116% to 201%	52,493
14-18	66% to 210%	47,407
Total		124,339

Delivery System Breakdown of Total Enrollment



Other Enrollment Facts

Total Enrollment (Including Insure Oklahoma) - 827,962

Unduplicated Enrollment SFY (July through report month including Insure Oklahoma) - 827,962

Other Breakdowns of Total Enrollment

Oklahoma SoonerCare (Medicaid) members residing in a long-term care facility - 14,896

Oklahoma persons enrolled in both Medicare and Medicaid (Dual Enrollees) - 114,624

SoonerCare (Medicaid) members enrolled in Home & Community-Based Services (HCBS) Waivers - 22,955

SoonerCare (Medicaid) members enrolled in Program of All-Inclusive Care for the Elderly (PACE) - 416


Small Businesses Enrolled in ESI	Employees w/ ESI	Individual Plan (IP) Members
4,459	14,540	5,159

Race Breakdown of Total Enrollment

	Children	Adults	Percent	Pregnant Women
American Indian	61,053	21,536	10%	2,757
Asian or Pacific Islander	9,867	4,714	2%	630
Black or African American	58,318	36,521	12%	2,505
Caucasian	314,526	188,234	62%	15,188
Multiple Races	57,090	13,130	9%	1,746
Declined To Answer	35,172	8,106	5%	1,559
Hispanic Ethnicity	119,852	19,838	17%	5,090

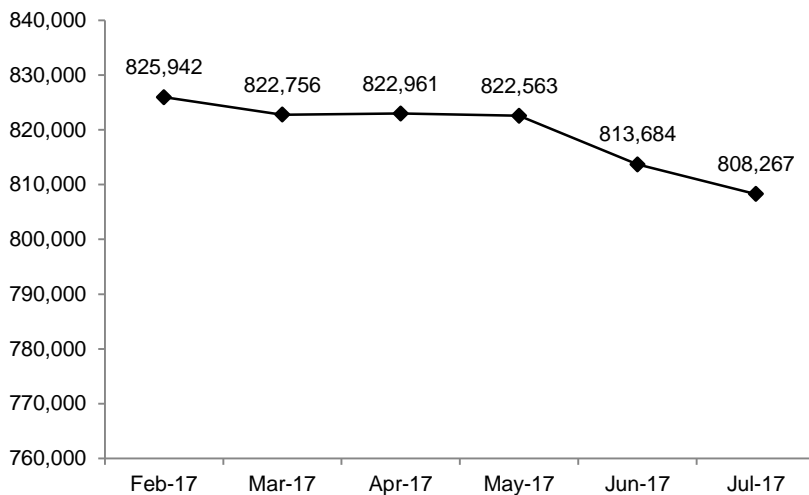
Race is self-reported by members at the time of enrollment. The multiple race members have selected two or more races. Hispanic is an ethnicity, not a race. Hispanics can be any race and are accounted for in the race category above. Pregnant women includes CHIP Prenatal.

Age Breakdown of Total Enrollment

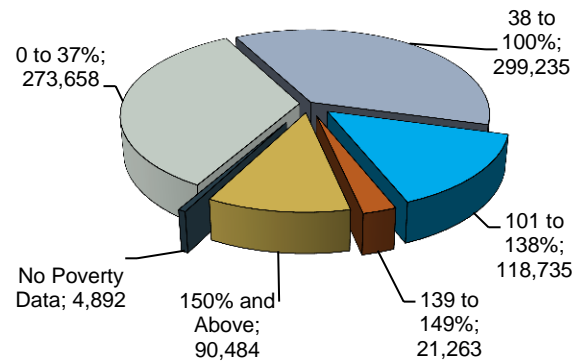


Data was compiled by the Office of Data Governance and Analytics as of the report date and is subject to change. Numbers frequently change due to certifications occurring after the data is extracted and other factors. This report is based on data within the system prior to the report date. A majority of the data is a "point in time" representation of the specific report month and is not cumulative. Unless stated otherwise, CHILD is defined as an individual under the age of 21.

Total Enrollment Trend



Percent of Federal Poverty Levels Totals



The "No Poverty Data" group consists of members with no poverty data and members enrolled with an aid category of U- DDSD State, R2 - OJA not incarcerated, or R4 - OJA incarcerated. These aid categories do not require poverty data or do not use the poverty data

July 10, 2017

OHCA Contacts: [Jo Stainsby](#) - (405) 522-7474, [Cate Jeffries](#) - (405) 522-5616

Checkups for SoonerCare kids on the rise

More children covered under SoonerCare (Oklahoma Medicaid) are receiving preventive health screenings, according to the Oklahoma Health Care Authority's (OHCA) annual report on childhood screenings to the Centers for Medicare & Medicaid Services (CMS).

Under the Early and Periodic Screening, Diagnostic, and Treatment (EPSDT) benefit, SoonerCare members under the age of 21 can receive annual preventive screenings, including developmental checks, immunizations, blood lead tests, and vision, hearing and dental screenings.

In its [2016 Annual EPSDT Participation Report \(CMS\) to CMS](#), OHCA data showed that during federal fiscal year 2016, EPSDT participation increased an average of 2.6 percent from the previous year for all children under the age of 21. While newborn and toddler participation has been consistently high, some of the biggest gains in participation include:

- 6-9- year-olds: 4 percent
- 10-14- year-olds: 4 percent
- 15-18- year-olds: 4 percent

Since 2010, OHCA staff has worked across the state to encourage well-child visits by engaging providers, schools and other community partners.

"Prevention is key when it comes to ensuring children grow up healthy," said Becky Pasternik-Ikard, Oklahoma Health Care Authority CEO. "Early and periodic screenings can help parents and caregivers keep track of their child's development and catch and treat any conditions early."

More information about SoonerCare's child health services is available online at www.okhca.org. The EPSDT report can be found at: www.okhca.org/fastfacts under the 'Studies and Evaluations' tab.