

SoonerCare Children Fast Facts

July 2017

Children age 18 and younger are the largest number of enrollees in the SoonerCare program, at approximately 65 percent. All children enrolled under the SoonerCare program can receive a vast array of treatment and services such as inpatient and outpatient hospital, dental, behavioral health, prescribed drugs, and child health services. For more information go to our website at www.okhca.org.

SoonerCare Children Breakdown

Qualifying Group	Enrollment by Age Group						
	Total	Under 1	1 - 2	3 - 5	6 - 9	10 - 14	15 - 18
Aged/Blind/Disabled (ABD)	16,314	123	576	1,499	3,575	5,909	4,632
Children in the Children/Parents Group	507,235	34,875	60,604	87,202	114,309	128,066	82,179
Other	91	0	0	0	3	4	84
TEFRA	632	1	41	154	162	186	88

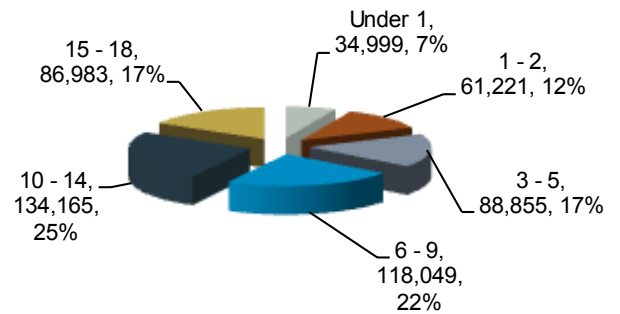
OTHER Group includes—Family Planning-Refugee-Qualified Medicare Beneficiary-SLMB-DDSD Supported Living and TB patients. For more information go to www.okhca.org under Individuals and Programs. Insure Oklahoma members are NOT included in the figures above.

Total Child Enrollment 524,272 Males 267,197 Females 257,075

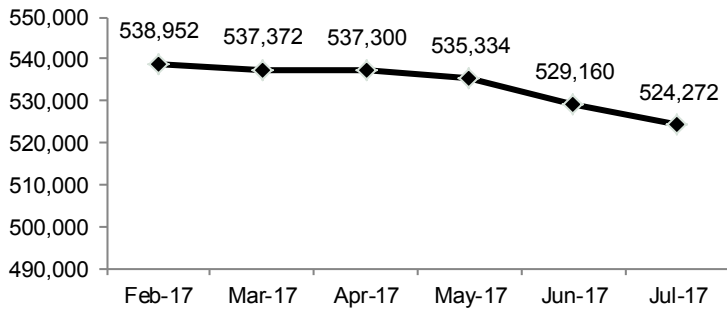
**Children with Long-Term Care - 9
Children with Third Party Liability - 43,729
Child Dual Enrollees - 24**

SFY2018 Enrollment Year to Date 524,272

Age Breakdown of Child Enrollment



Child Enrollment Trend

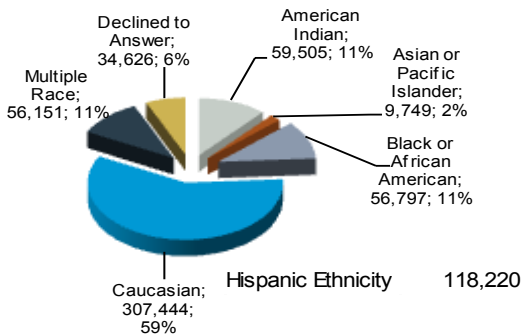


Delivery System Breakdown of Child Enrollment

Program	Enrollment	Percent
SoonerCare Traditional (Fee-For-Service)	87,075	16.6%
SoonerCare Choice	437,197	83.4%

Jul-17 Enrollment: 524,272 Jul-16 Enrollment: 512,224 Change in Enrollment: 12,048

Race Breakdown of Child Enrollment



Race is self-reported by members at the time of enrollment. The multiple race members have selected two or more races. Hispanic is an ethnicity not a race. Hispanics can be of any race and are accounted for in a race category above.

Top 10 Paid Child Services Categorized as:	Members Served (Unduplicated)	Claims Paid	Amount Paid
Physician Services	111,850	261,208	\$19,193,483.26
Inpatient Services	3,950	4,217	\$18,803,696.71
Prescribed Drugs Services	99,643	192,777	\$17,660,543.77
Behavioral Hlth Services - Child (BHSC) Svcs	34,988	152,735	\$13,756,741.11
Outpatient Services	32,513	37,594	\$10,027,919.47
Dental Services	39,572	171,766	\$7,786,082.59
Clinic Services	17,951	33,997	\$5,298,053.85
Psychiatric Services	845	3,148	\$4,850,167.88
Targeted Case Manager (TCM) Services	8,588	15,801	\$3,156,342.85
MSDG Services	4,669	14,887	\$1,960,929.35
All Paid Services in Reporting Month:	508,600	1,554,412	\$114,400,388.68

For this report CHILD is defined as an individual age 18 and younger. This publication is authorized by the Oklahoma Health Care Authority in accordance with state and federal regulations. OHCA is in compliance with the Title VI and Title VII of the 1964 Civil Rights Act and the Rehabilitation Act of 1973. For additional copies, you can go online to OHCA's web site www.okhca.org under Research/ Statistics and Data (www.okhca.org/research/data). The Oklahoma Health Care Authority does not discriminate on the basis of race, color, national origin, gender, religion, age or disability in employment or the provision of services. Data was compiled by Office of Data Governance & Analytics as of the report date and is subject to change.