

SoonerCare Fast Facts

November 2010



TOTAL ENROLLMENT — OKLAHOMA SOONERCARE (MEDICAID)

Qualifying Group	Age Group	Enrollment	% of Total
Aged/Blind/Disabled	Child	19,567	2.69%
Aged/Blind/Disabled	Adult	128,173	17.59%
Children/Parents	Child	473,261	64.96%
Children/Parents	Adult	55,279	7.59%
Other	Child	109	0.01%
Other	Adult	19,212	2.64%
Oklahoma Cares (Breast & Cervical Cancer)		1,848	0.25%
SoonerPlan (Family Planning)		30,679	4.21%
TEFRA		373	0.05%

Total Enrollment	728,501	Adults	231,325	32%
		Children	497,176	68%

OTHER Group includes—DDSD State-PKU-Q1-Q2-Refugee--SLMB-Soon to be Sooners (STBS) and TB patients. The Total Enrollment figure makes up 436,619 cases. A case is used to group members of the same family living in the same household.

For more information go to www.okhca.org under Individuals then to Programs. Insure Oklahoma members are NOT included in the figures above.

Note that all subsequent figures are groups within the above total enrollment numbers (except Insure Oklahoma). SoonerPlan (Family Planning) members are not entitled to the full scope of benefits only family planning services are covered.

The Insure Oklahoma (Oklahoma Employer/Employee Partnership for Insurance Coverage—O-EPIC) is a program to assist qualifying small business owners, employees & their spouses (Employer Sponsored Insurance—ESI) and some individual Oklahomans (Individual Plan—IP) with health insurance premiums. www.insureoklahoma.org

New Enrollees

Oklahoma SoonerCare members that have not been enrolled in the past 6 months.

Adults	8,427
Children	11,066
Total	19,493

CHIP Breakdown of Total Enrollment

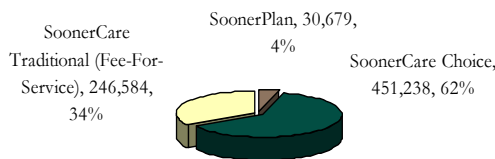
Members qualifying for SoonerCare (Medicaid) eligibility under the CHIP program are under age 19 and have income between the maximum for standard eligibility and the expanded 185% of Federal Poverty Level (FPL) income guidelines.

Age Breakdown	% of FPL	CHIP Enrollees
PRENATAL		
INFANT	150% to 185%	
01-05	100% to 185%	
06-12	100% to 185%	
13-18	100% to 185%	
Total		

Data is currently unavailable.

Data was compiled on 12/15/2010. Numbers frequently change due to certifications occurring after the data is extracted and other factors. This report is based on data within the system prior to 12/15/2010. A majority of the data is a "point in time" representation of the specific report month and is not cumulative. Unless stated otherwise, CHILD is defined as an individual under the age of 21.

Delivery System Breakdown of Total Enrollment



Other Enrollment Facts

Unduplicated enrollees State Fiscal Year-to-Date (July through report month including Insure Oklahoma) — **832,197**

Other Breakdowns of Total Enrollment

Oklahoma SoonerCare (Medicaid) members residing in a long-term care facility — **15,830**

Oklahoma persons enrolled in both Medicare and Medicaid (dual eligibles) — **103,781**

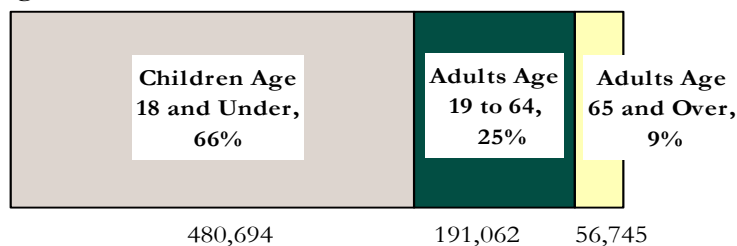
Small Businesses Enrolled in ESI	Employees w/ ESI	Individual Plan (IP) Members
5,424	19,297	12,870

Race Breakdown of Total Enrollment

	Children	Adults	Percent	Pregnant Women
American Indian	62,218	21,870	12%	3,281
Asian or Pacific Islander	7,519	3,190	1%	747
Black or African American	70,056	32,147	14%	2,842
Caucasian	336,859	170,471	70%	22,400
Multiple Races	20,524	3,647	3%	1,091
Hispanic Ethnicity	81,953	12,363	13%	6,795

Race is self-reported by members at the time of enrollment. The multiple race members have selected two or more races. Hispanic is an ethnicity not a race. Hispanics can be of any race and are accounted for in a race category above.

Age Breakdown of Total Enrollment

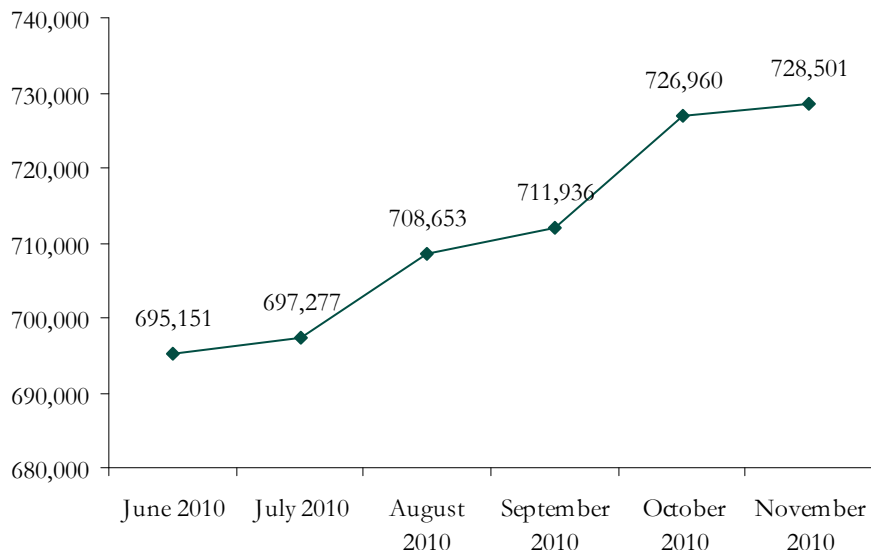


SoonerCare Fast Facts

November 2010



Total Enrollment Trend



Percent of Federal Poverty Level Totals

Data is currently unavailable.

The "No Poverty Data" group consists of members with no poverty data and members enrolled with an aid category of U- DDS State, R2 - OJA not Incarcerated, or R4 - OJA Incarcerated. These aid categories do not require poverty data or do not use the poverty data.

Have you seen our other Fast Facts?

OHCA generates and distributes all kinds of summary information about our members, providers, dollars and services. The majority of our fast facts are produced after the second Sunday of each month. Some of the additional fast facts we produce are: SoonerCare Children, Provider, Family Planning, Dental, Deliveries, and Insure Oklahoma. To view these and other fast facts, please visit:

www.okhca.org/research/data