

SoonerCare Fast Facts

January 2010



TOTAL ENROLLMENT — OKLAHOMA SOONERCARE (MEDICAID)

Qualifying Group	Age Group	Enrollment	% of Total
Aged/Blind/Disabled	Child	17,961	2.63%
Aged/Blind/Disabled	Adult	124,759	18.28%
Children/Parents	Child	450,512	66.00%
Children/Parents	Adult	45,033	6.60%
Other	Child	700	0.10%
Other	Adult	17,599	2.58%
Oklahoma Cares (Breast & Cervical Cancer)		2,307	0.34%
SoonerPlan (Family Planning)		23,420	3.43%
TEFRA		325	0.05%

Total Enrollment	682,616	Adults	210,050	31%
		Children	472,566	69%

OTHER Group includes—Child custody-Refugee-Qualified Medicare Beneficiary-SLMB-DDSD Supported Living-Program of All Inclusive Care for the Elderly (PACE)-Soon to be Sooners (STBS) and TB patients. For more information go to www.okhca.org under Individuals then to Programs. Insure Oklahoma members are NOT included in the figures above.

Note that all subsequent figures are groups within the above total enrollment numbers (except Insure Oklahoma). SoonerPlan (Family Planning) members are not entitled to the full scope of benefits only family planning services are covered.

The Insure Oklahoma (Oklahoma Employer/Employee Partnership for Insurance Coverage—O-EPIC) is a program to assist qualifying small business owners, employees & their spouses (Employer Sponsored Insurance—ESI) and some individual Oklahomans (Individual Plan—IP) with health insurance premiums. www.insureoklahoma.org

New Enrollees

Oklahoma SoonerCare members that have not been enrolled in the past 6 months.

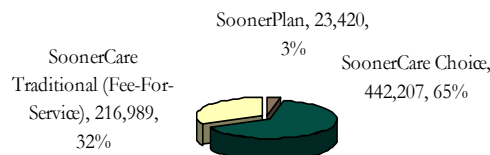
Adults	6,687
Children	8,553
Total	15,240

CHIP Breakdown of Total Enrollment

Members qualifying for SoonerCare (Medicaid) eligibility under the CHIP program are under age 19 and have income between the maximum for standard eligibility and the expanded 185% of Federal Poverty Level (FPL) income guidelines.

Age Breakdown	% of FPL	CHIP Enrollees
PRENATAL		2,955
INFANT	150% to 185%	1,393
01-05	133% to 185%	11,584
06-12	100% to 185%	33,467
13-18	100% to 185%	21,048
Total		70,447

Delivery System Breakdown of Total Enrollment



Other Enrollment Facts

Unduplicated enrollees State Fiscal Year-to-Date (July through report month including Insure Oklahoma) — **806,164**

Other Breakdowns of Total Enrollment

Oklahoma SoonerCare (Medicaid) members residing in a long-term care facility — **15,871**

Oklahoma persons enrolled in both Medicare and Medicaid (dual eligibles) — **100,153**

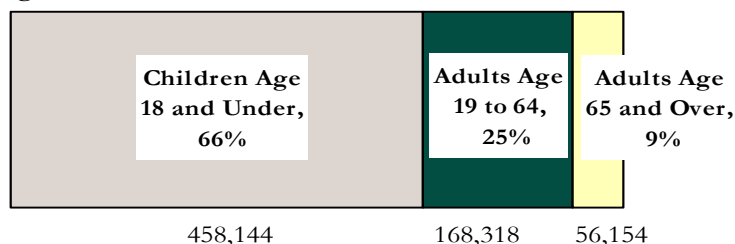
Small Businesses Enrolled in ESI	Employees w/ ESI	Individual Plan (IP) Members
5,632	18,521	11,100

Race Breakdown of Total Enrollment

	Children	Adults	Percent	Pregnant Women
American Indian	60,586	19,782	12%	2,783
Asian or Pacific Islander	6,745	2,810	1%	535
Black or African American	69,356	29,086	14%	2,363
Caucasian	322,582	156,184	70%	18,154
Multiple Races	13,297	2,188	2%	588
Hispanic Ethnicity	74,091	10,598	12%	4,345

Race is self-reported by members at the time of enrollment. The multiple race members have selected two or more races. Hispanic is an ethnicity not a race. Hispanics can be of any race and are accounted for in a race category above.

Age Breakdown of Total Enrollment

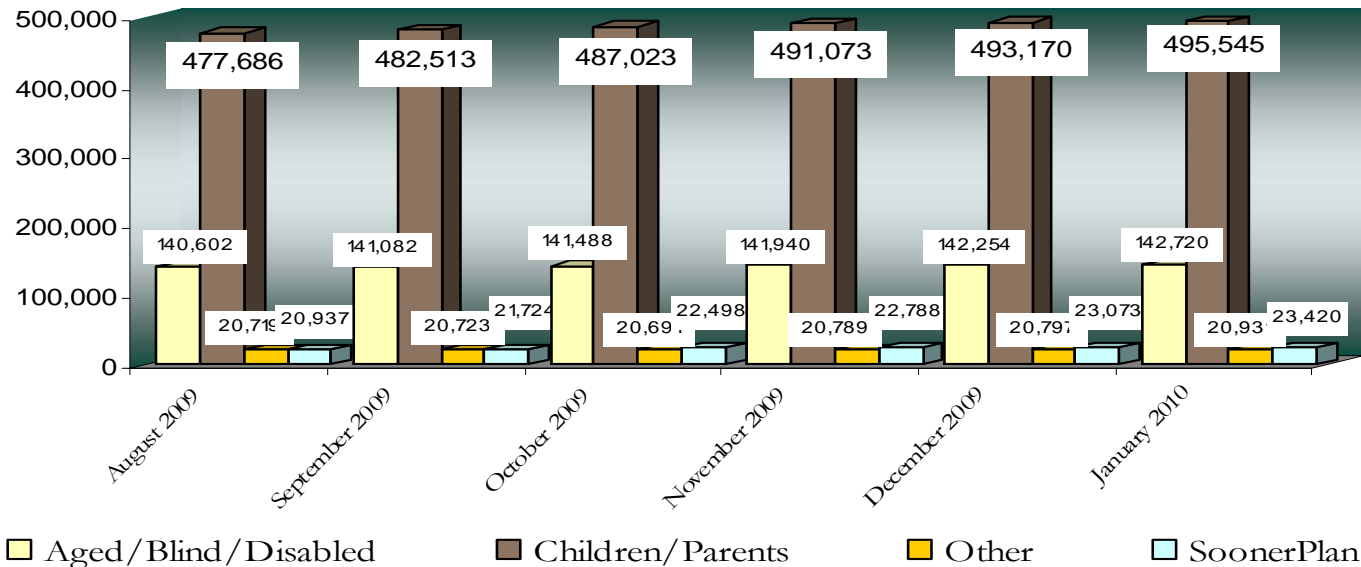


SoonerCare Fast Facts

January 2010



Enrollment by Aid Category



State Fiscal Year is defined as the period between July 1 and June 30 of each fiscal year. Oklahoma Cares (Breast and Cervical Cancer coverage) and TEFRA are included in the OTHER category. SoonerPlan are members receiving family planning services only.

February 11, 2010

OHCA Contact: [Jo Kilgore](#), Public Information Manager, (405) 522-7474.

SoonerCare providers will see further rate reductions

OKLAHOMA CITY – The Oklahoma Health Care Authority board approved additional reductions of 3.5 percent to rates paid to SoonerCare providers for health care services. The cuts will be added to the 3.25 percent rate reductions which were approved at the January board meeting. The latest cuts are required to accommodate the agency’s reduced allocation for February through June of 2010. Both rate reductions will go into effect April 1.

The most recent reduction to the agency’s budget amounts to about \$12.1 million in state dollars. However, each dollar the state spends in the Medicaid program is matched by \$3 from the federal government. A cut of \$12.1 million state dollars creates a total cut of more than \$32 million when matching federal funds are taken away.

Past actions by the board include a December meeting cut of about \$17 million in state funds from the agency’s budget which equaled a total reduction of \$69.6 million when the federal matching funds were included. Those cuts involved reducing administrative costs, changes to durable medical equipment (DME) and prescription benefits, and changes in payments to providers for certain services. At the January meeting, a cut of \$5 million in state funds, and the accompanying loss of \$15 million in federal funds, was accommodated by the 3.25 percent reduction in provider rates.

“We’re feeling the same pain as other state agencies,” said Deputy Chief Executive Officer Nico Gomez. “But that fact doesn’t make these actions any easier. Our board and agency along with state leadership has worked diligently to increase provider rates over the years. We sincerely hope that the providers will continue to work with our program through these tough economic times. More than 800,000 Oklahomans are counting on us.”

The provider rate reductions will make up about \$5 million of the required \$12.1 million reduction. The agency’s administrative budget is also being reduced by an additional \$1.4 million. The remainder of cuts include: increased scrutiny of adult dental emergency extractions; reduction of Medicare crossover co-insurance and deductible to freestanding Medicaid primary end-stage renal disease (ESRD) facilities; and a reduction of 40 percent for the rate paid for diabetic supplies.