

SoonerCare Fast Facts

February 2009



TOTAL ENROLLMENT — OKLAHOMA SOONERCARE (MEDICAID)

Qualifying Group	Age Group	Enrollment	% of Total
Aged/Blind/Disabled	Child	16,979	2.73%
Aged/Blind/Disabled	Adult	121,151	19.49%
Children/Parents	Child	406,281	65.37%
Children/Parents	Adult	40,031	6.44%
Other	Child	549	0.09%
Other	Adult	16,476	2.65%
Oklahoma Cares (Breast & Cervical Cancer)		2,470	0.40%
SoonerPlan (Family Planning)		17,290	2.78%
TEFRA		255	0.04%

Total Enrollment	621,482	Adults	195,035	31%
		Children	426,447	69%

OTHER Group includes—Child custody-Refugee-Qualified Medicare Beneficiary-SLMB-DDSD Supported Living-Program of All Inclusive Care for the Elderly (PACE)-Soon to be Sooners (STBS) and TB patients. For more information go to www.okhca.org under Individuals then to Programs. Insure Oklahoma members are NOT included in the figures above.

Note that all subsequent figures are groups within the above total enrollment numbers (except Insure Oklahoma). SoonerPlan (Family Planning) members are not entitled to the full scope of benefits only family planning services are covered.

The Insure Oklahoma (Oklahoma Employer/Employee Partnership for Insurance Coverage—O-EPIC) is a program to assist qualifying small business owners, employees & their spouses (Employer Sponsored Insurance—ESI) and some individual Oklahomans (Individual Plan—IP) with health insurance premiums. www.insureoklahoma.org

New Enrollees

Oklahoma SoonerCare members that have not been enrolled in the past 6 months.

Adults	5,357
Children	8,662
Total	14,019

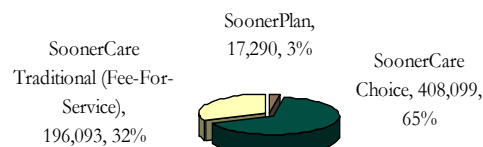
SCHIP Breakdown of Total Enrollment

Members qualifying for SoonerCare (Medicaid) eligibility under the SCHIP program are under age 19 and have income between the maximum for standard eligibility and the expanded 185% of Federal Poverty Level (FPL) income guidelines.

Age Breakdown	% of FPL	SCHIP Enrollees
PRENATAL		2,921
INFANT	150% to 185%	1,436
01-05	133% to 185%	12,399
06-12	100% to 185%	32,054
13-18	100% to 185%	19,746
Total		68,556

Data was compiled on 3/09/2009. Numbers frequently change due to certifications occurring after the data is extracted and other factors. This report is based on data within the system prior to 3/09/2009. A majority of the data is a "point in time" representation of the specific report month and is not cumulative. Unless stated otherwise, CHILD is defined as an individual under the age of 21.

Delivery System Breakdown of Total Enrollment



Other Enrollment Facts

Unduplicated enrollees State Fiscal Year-to-Date (July through report month including O-EPIC) — **752,244**

Other Breakdowns of Total Enrollment

Oklahoma SoonerCare (Medicaid) members residing in a long-term care facility — **15,718**

Oklahoma persons enrolled in both Medicare and Medicaid (dual eligibles) — **97,405**

* The counting method for the dual eligibles has changed to be more in line with our federal reporting.

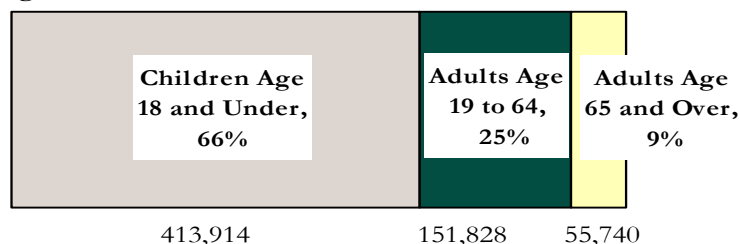
Small Businesses Enrolled in ESI	Employees w/ ESI	Individual Plan (IP) Members
3,893	11,205	5,613

Race Breakdown of Total Enrollment

	Children	Adults	Percent	Pregnant Women
American Indian	57,381	18,231	12%	2,788
Asian or Pacific Islander	5,077	2,436	1%	349
Black or African American	65,977	26,857	15%	2,441
Caucasian	289,073	146,142	70%	17,915
Multiple Races	8,939	1,369	2%	548
Hispanic Ethnicity	63,073	9,336	12%	4,242

Race is self-reported by members at the time of enrollment. The multiple race members have selected two or more races. Hispanic is an ethnicity not a race. Hispanics can be of any race and are accounted for in a race category above.

Age Breakdown of Total Enrollment

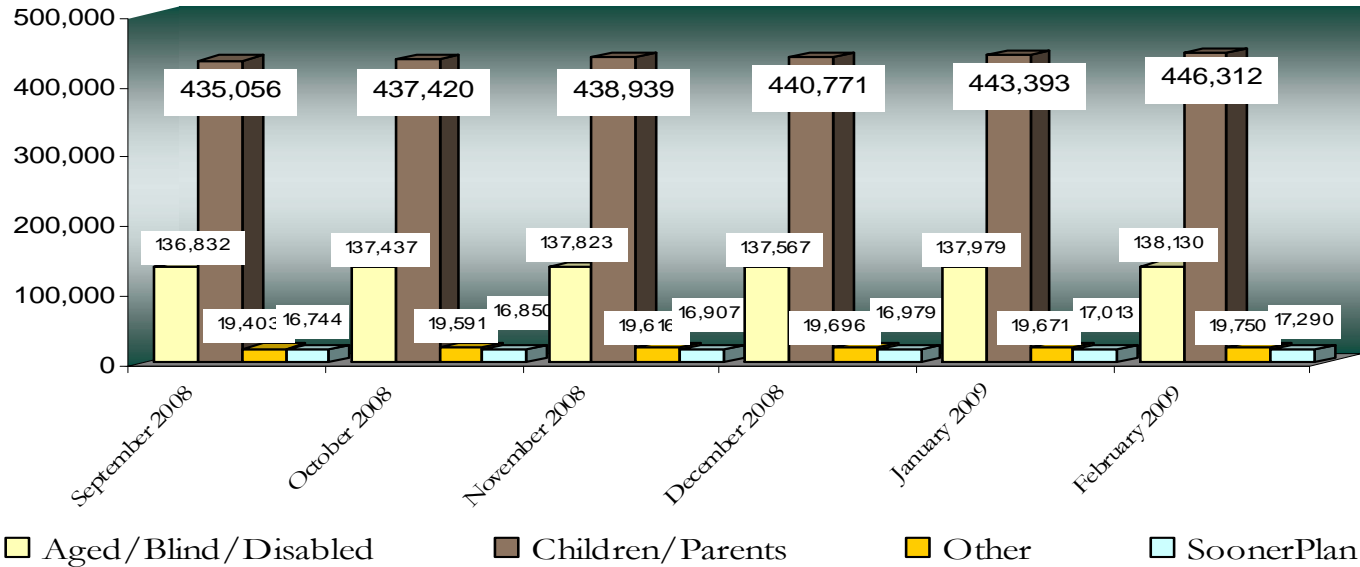


SoonerCare Fast Facts

February 2009



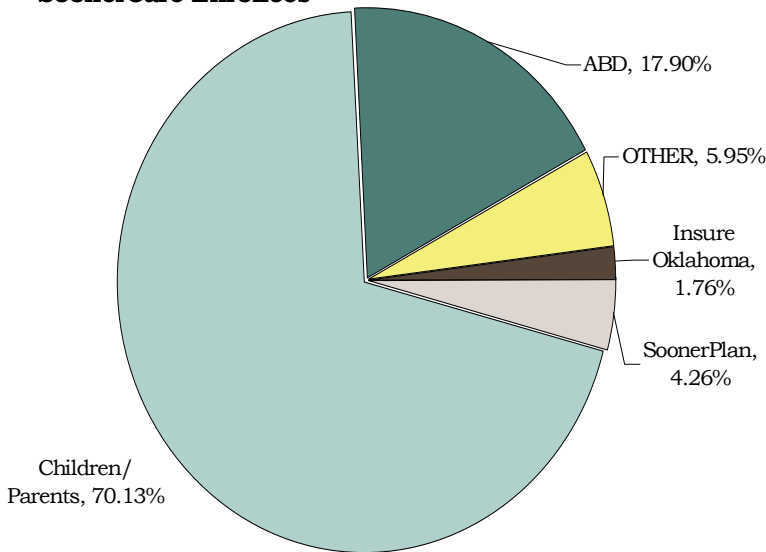
Enrollment by Aid Category



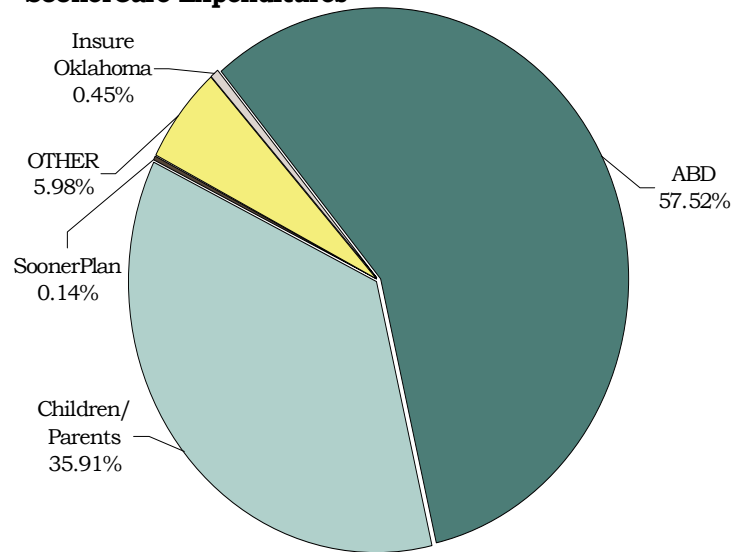
State Fiscal Year is defined as the period between July 1 and June 30 of each fiscal year. Oklahoma Cares (Breast and Cervical Cancer coverage) and TEFRA are included in the OTHER category. SoonerPlan are members receiving family planning services only.

SoonerCare Enrollees and Expenditures by Aid Category SFY2008

SoonerCare Enrollees



SoonerCare Expenditures



For additional information from the SFY2008 Annual Report please visit www.okhca.org/research/reports